



Lower Limb Prosthetic Products
Steeper Group



Lower Limb Prosthetic Products



Contents

1	Steeper Lower Limb Prosthetics	6
2	Prosthetic Feet College Park PROTEOR Trulife Lindhe Xtend	8 10 54 74 88
3	Prosthetic Knees PROTEOR Össur® Streifeneder Trulife College Park	90 92 100 118 122 124
4	Silicone Liners Össur® Uniprox® Streifeneder	130 132 154 166
5	Gel Liners College Park Streifeneder Silipos®	176 178 180 186
6	Sleeves Steeper Streifeneder College Park Össur®	188 190 192 194 196
7	Cosmesis Skinergy Plus LIMB-art Streifeneder High Definition Custom Silicone	198 200 202 206 212
8	Socks Pro Armour™ Össur® Streifeneder Trulife Uniprox®	214 216 220 228 230 236
9	Structural Components Aluminium Titanium Lindhe Xtend Click Medical®	240 242 244 288 294
10	Paediatric Prosthetic Solutions College Park Trulife	316 318 326



Look out for this icon for Interactive Elements on the page.



Lower Limb Prosthetic Solutions

Our founder, Hugh Steeper, was a pioneer in the field of prosthetics; paving the way for innovations that would change the lives of Great War veterans. Today, the Steeper name continues to create positive turning points for patients and clinicians in need of ever more inventive prosthetic solutions.

Partnerships with world-class manufacturers

To provide complete coverage across our prosthetic product portfolio and to offer clinical independence to clinicians and patients, we partner with a hand-picked selection of world-renowned manufacturers to bring the world's best lower limb prostheses to the UK.

Before we introduce them to the UK market, each product in our portfolio is evaluated by the Steeper Clinical Support Group with clinicians and patients. To read the evaluations for these products please visit our website.

Catalogue guide

Using this catalogue, you will notice some differences in ordering methods and mobility classes due to the breadth of our suppliers. These are outlined on each product page, however, if you have any questions, please contact our friendly Customer Services team.


Tel: +44 (0) 870 240 4133

Email: customerservices@steepergroup.com



Waterproof Products

The blue water symbol indicates that a product or component is waterproof, has water resistant fasteners and is suitable for occasional submersion in water. Please observe any product-specific caveats. Always rinse immediately with fresh water and dry following exposure to salt water or chlorinated water.



Water Resistant Products

The orange water symbol indicates that a product or component is water resistant with water resistant fasteners, making them suitable for use when there is the possibility of occasional contact with water. These are not always suitable for full submersion. Please observe any product-specific caveats. Always rinse immediately with fresh water and dry following exposure to salt water or chlorinated water.



College Park
Aviator®

Feet



To order contact customerservices@steepergroup.com

Sidekicks, are the first prosthetic feet designed specifically for use with foreshortened prostheses. Stride Control™ adjustment and replaceable bumpers allow dorsiflexion and plantarflexion in real-world environments, offering the ultimate in balance and stability for those with bilateral transfemoral amputation.

Sidekicks mimic anatomical ankle motion, allowing movement to occur naturally whilst reducing socket interface forces and eliminating unwanted torque. They're also gait-matched and approved for use in wet conditions.

CES CPI F12: Use this code to read the Sidekicks clinical evaluation summary on the Steeper website.

Waterproof*

*Waterproof note: Following exposure to chlorinated water, rinse immediately with fresh water and dry.

Features and Benefits

- Moulded tread is adhered to the foot with a molecular bond to maximise longevity
- Additional customisation possible through the use of Stride Control™ and replaceable bumpers
- Supported anatomical ankle motion and flexible platform for uneven ground compliance
- Waterproof*



Moulded tread



Mimics anatomical ankle rotation



Ordering Information

Trial Period - This foot has a 30 day trial period.

Impact Level Descriptions

Low: Daily activities include mostly level ground walking, moving around the home and the community.

Ordering Example: NSK-AK-2-G3

Part ID	Amp. Level	Quantity	Firmness Category
NSK	AK		G
- 1-3 -			
		Single	1
		Pair	2

Firmness Category

Weight (kg)	0-54	55-100	100-125
Size (cm)	One Size		
Low Impact	1	2	3

Spare Parts Ordering Information

Bumpers & Bushings	Description	Bumper Colour
NV-FBS-A	Front Bumper, Soft, Size A	S
NV-FBM-A	Front Bumper, Medium, Size A	M
NV-FBF-A	Front Bumper, Firm, Size A	F
NV-RBS-B	Rear Bumper, Soft, Size B	S
NV-RBM-B	Rear Bumper, Medium, Size B	M
NF-RBF-B	Rear Bumper, Firm, Size B	F
NV-RBX-B	Rear Bumper, Extra Firm, Size B	EF
NV-ABS-2530	Ankle Bushing, Soft, 25-30cm	S
NV-ABM-2530	Ankle Bushing, Medium, 25-30cm	M
NV-ABF-2530	Ankle Bushing, Firm, 25-30cm	F

Gait Match

Firmness Category	Front Bumper	Ankle Bushings	Rear Bumper
1	S	S	S
2	M	M	M
3	F	F	F

S Soft M Medium F Firm EF Extra Firm

Sidekicks Foot Plate

NSK-FP



Axial Pin, Long, 25-30cm

NCP-AP-L



Axial Pin Screw

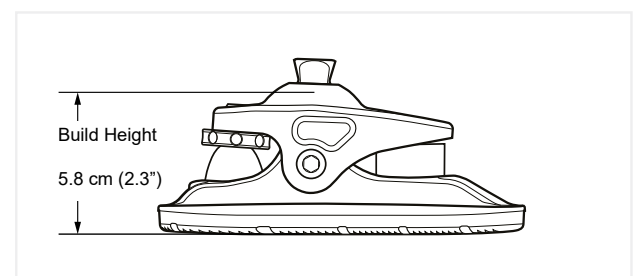
NCP-APS



Product Specification

Mounting	Sizes	Weight Limit	Build Height
Endo (IP)	One Size	125kg	5.8cm
Weight of Unit		Impact	Warranty
422g		L M H	2 years

Technical Information



Breeze provides K2 users a cost-effective, yet highly-functional foot with a variety of features utilising College Park's high-end technology. The water-friendly system includes an optional water drainage port, corrosion-resistant materials and special modifications to clear water from the entire prosthetic system.

CES CP F 11: Use this code to read the Breeze™ clinical evaluation summary on the Steeper website.

Waterproof*

*Waterproof note: Following exposure to chlorinated water, rinse immediately with fresh water and dry.

Features and Benefits

- Low profile
- Intelliweave® composite for optimised movement
- Enviroshell foot shell design aids efficient toe roll-over
- Removable foot shell with anti-microbial properties, sandal toe as standard
- Water friendly with optional drainage port
- Integrated pyramid



Integrated pyramid

Optional water-drainage port



Ordering Information

Trial Period - This foot has a 30 day trial period.

Impact Level Descriptions

Low: Daily activities include mostly level ground walking, moving around the home and the community.

Ordering Example: NBE-LCEN-22-G3

Part ID	Side	Shell Colour	Mounting	Size	Firmness Category
NBE	L		EN		G 3
NBE	R		EN		G 3

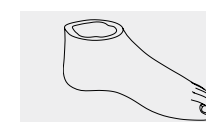
Includes foot shell and CPI Spectra Sock.

Caucasian	C
Tan	T
Brown	B

21-30cm

Spare Parts Ordering Information

Foot Shell	Size (cm)
NBE-S ■ ● ▲	21-30



Shelltread	Size (cm)
NBE-T ■ ● ▲	21-30



CAP	Size (cm)
NBE-C ■ ● -2125	21-25
NBE-C ■ ● -2630	26-30



■ = "L" or "R" for Left or Right
 ● = Colour (N = Neutral, J = Jet Black)
 ▲ = Foot size in cm (21-30)

Neutral Black

- = "L" or "R" for Left or Right
- = Colour (C = Caucasian, T = Tan, B = Brown)
- ▲ = Foot size in cm (21-30)

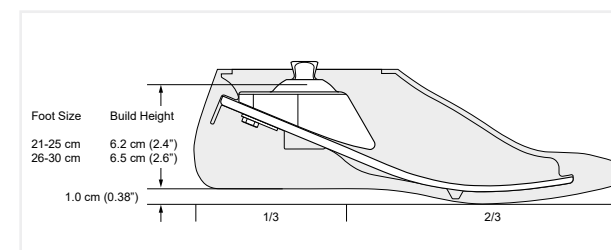
CPI Spectra Sock	Size (cm)
NCPI-SS-SM	Small (19-25cm)
NCPI-SS-LG	Large (26-31cm)
NCPI-SSK-SM	Small 6 pack (19-25cm)
NCPI-SSK-LG	Large 6 pack (26-31cm)



Product Specification

Sizes	Mounting	Weight Limit	Build Height	Weight	Impact Level	Warranty	Foot Shell
21-25cm	Endo (IP)	100kg	6.2cm	523g Size 25cm including foot shell	L M H	2 years Foot shell - 3 months	C T B Caucasian, Tan or Brown Standard width
26-30cm		125kg	6.5cm				

Technical Information



The Trés foot is a cost-effective, maintenance-free option for patients with low to moderate activity levels.

By incorporating a full-length toe lever and soft components to provide inversion/eversion, this dynamic response foot helps restore function at an affordable price.

The integral sandal toe foot shell is anatomically designed for an attractive, natural appearance and is reinforced with Impact Dispersion Technology™ (IDT).

CES CP F01: Use this code to read the Trés clinical evaluation summary on the Steeper website.

Features and Benefits

- Lightweight
- Natural appearance
- Integrated foot shell without sock
- Sandal toe



Cosmetics



Integral sandal toe foot shell



Ordering Information

Trial Period - This foot has a 30 day trial period.

Impact Level Descriptions

Low: Daily activities include mostly level ground walking, moving around the home and the community.

Moderate: Daily activities include up to unlimited walking, climbing stairs and occasional moderate lifting (this does not include running).

Ordering Example: NTE-LCEN-27-G4

Part ID	Side	Shell Colour	Mounting	Size	Firmness Category
NTE	L		EN		G
NTE	R		EN		G

Caucasian	C
Tan	T
Brown	B

21-30cm	1-5
---------	-----

Firmness Category										
Weight (kg)	0-54	55-63	64-72	73-81	82-91	92-100	101-113	114-125	126-136	137-150
Size (cm)	21-24									
Low Impact	1	1	2	2	3	3	4	4	4	-
Moderate Impact	1	2	2	3	3	3	4	4	4	-
Size (cm)	25-30									
Low Impact	1	1	2	2	3	3	4	4	4	5
Moderate Impact	1	2	2	3	3	3	4	4	5	5

Shelltread Ordering Information

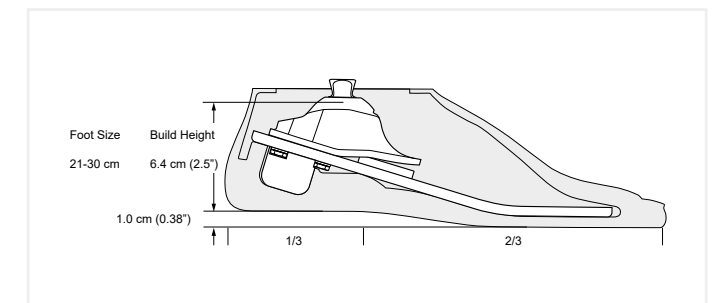
Shelltread	Size (cm)
NCS-T ■ N-▲	21-30

■ = "L" or "R" for Left or Right
▲ = Foot size in cm (21-30)

Product Specification

Mounting	Sizes	Weight Limit	Build Height
Endo (IP)	21-24cm	136kg	6.4cm
	25-30cm	150kg	
Weight of Unit	Impact Level	Warranty	Foot Shell
403g Size 24cm inc. foot shell	L M H	2 years	C T B Caucasian, Tan or Brown Standard width
500g Size 26cm inc. foot shell			

Technical Information



Note: Trés® Feet are gait matched at College Park Industries before shipping, and cannot be modified.

This light-weight and compliant foot has been designed for users with low to moderate levels of impact.

This foot has a low profile, similar to the Trés and Tribute feet. It also has built-in springs for a smooth roll over and added security for users, especially on uneven surfaces. Its action is softer than the Tribute and Trés, making it ideal for those patients who need a foot that protects them from excessive socket interface forces whilst also improving stability.

This durable yet lightweight foot is packaged within a low maintenance design, complete with a removable foot shell.

CES CPI F09: Use this code to read the Celsus clinical evaluation summary on the Steeper website.

Features and Benefits

- Integrated spring system and Intelliweave® technology provides excellent multiaxial movement with a natural centre of rotation; providing ground compliance and increased stability
- Low profile
- Removable foot shell with sandal toe
- Custom gait matching with pre-installed heel wedge and fulcrum pad to allow precise levels of resistance for maximum comfort



Multi-axial response

Cosmetics



Removable foot shell with sandal toe



Ordering Information

Trial Period - This foot has a 30 day trial period.

Impact Level Descriptions

Low: Daily activities include mostly level ground walking, moving around the home and the community.

Ordering Example: NCS-LCEN-21-G2

Part ID	Side	Shell Colour	Mounting	Size	Firmness Category
NCS	L		EN		G
NCS	R		EN		G

Colour	Code
Caucasian	C
Tan	T
Brown	B

Size (cm)	Code
21-30	

Firmness Category	Code
1-4	

Weight (kg)	0-63	64-81	82-100	101-136
Size (cm)	21-30		25-30	
Low Impact	1	2	3	4

Spare Parts Ordering Information

Foot Shell	Size (cm)	
NCS-S ■ ● ▲	21-30	

Shelltread	Size (cm)	
NCS-T ■ N-▲	21-30cm	

CPI Spectra Sock	Size (cm)	
NCPI-SS-SM	Small (19-25cm)	
NCPI-SS-LG	Large (26-31cm)	
NCPI-SSK-SM	Small 6 pack (19-25cm)	
NCPI-SSK-LG	Large 6 pack (26-31cm)	

■ = "L" or "R" for Left or Right
 ● = Colour (C = Caucasian, T = Tan, B = Brown)
 ▲ = Foot size in cm (21-30)

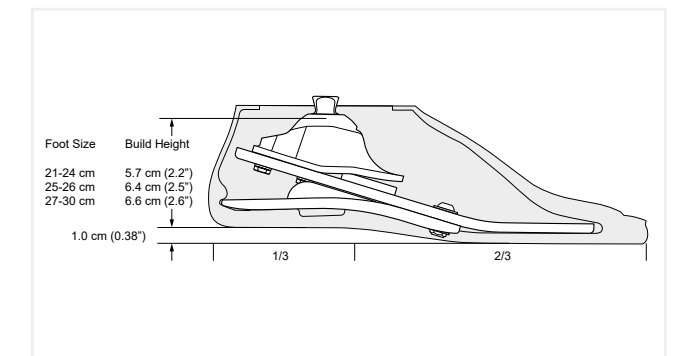
■ Neutral

Product Specification

Mounting	Size	Build Height	Weight Limit
Endo	21-24cm	5.7cm	100kg
	25-26cm	6.4cm	136kg
	27-30cm	6.6cm	

Weight	Impact Level	Warranty	Foot Shell
526g Size 26cm inc. foot shell		3 years Foot shell - 6 months	C T B Caucasian, Tan or Brown Standard width

Technical Information



The Tribute foot offers a cost-effective option that provides stable footing and dependable performance on a variety of terrain, making it ideal for low to moderate impact individuals. Precisely gait matched, the multi-axial design and full-length toe lever provide the user with improved control and stability.

The Tribute provides anatomical plantar flexion, dorsiflexion, transverse rotation, and inversion/eversion through true multi-axial movement in all three planes, allowing for ease of movement, excellent ground compliance, and comfort.

Stride Control™ allows optional customisation of the plantar flexion/dorsiflexion characteristics with a simple adjustment of the posterior bumper.


CES CPI F02: Use this code to read the Tribute clinical evaluation summary on the Steeper website.

Features and Benefits

- Tri-axial technology to adapt to uneven terrain
- Full range of motion whilst maintaining ground contact
- Adjustable Stride Control™
- Removable foot shell
- Easy assembly and disassembly with one pin



Stride Control™ adjuster



Dynamic response

Cosmetics



CAP



Removable foot shell with sandal toe

Note: Please see the following page for Tribute spare parts ordering information.



Ordering Information

Trial Period - This foot has a 30 day trial period.

Impact Level Descriptions

Low: Daily activities include mostly level ground walking, moving around the home and the community.

Moderate: Daily activities include up to unlimited walking, climbing stairs and occasional moderate lifting (this does not include running).

Ordering Example: NTB-LCENS-27W-G2

Part ID	Side	Shell Colour	Mounting	Toe	Size	Width**	Firmness Category
NTB	L		EN				G
NTB	R		EN				G

Includes foot shell, CPI Spectra Sock and cosmetic attachment plate.

Caucasian	C	Regular Toe	Leave blank
Tan	T	Sandal Toe	S
Brown	B		
Jet Black*	J		

*Regular Toe only

21-30cm

Narrow

N

1-4

Wide 24-30cm only

W

** Leave Blank When Ordering a Sandal Toe

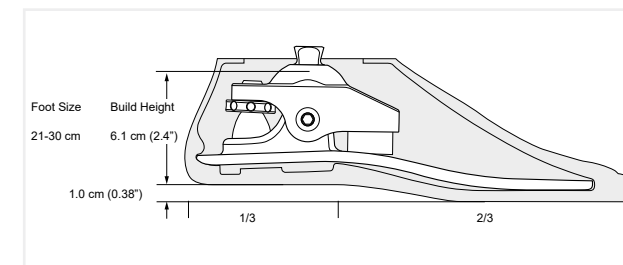
Firmness Category

Weight (kg)	0-45	46-54	55-63	64-72	73-81	82-91	92-100
Size (cm)	21-30						
Low Impact	1	1	2	2	3	3	4
Moderate Impact	1	2	2	2	3	4	4

Product Specification

Mount	Weight Limit	Sizes	Impact Level	Build Height	Weight of Unit	Warranty	Foot Shell
Endo (IP)	100kg	21-30cm		6.1cm	502g Size 26 inc. foot shell	2 years Foot shell - 3 months	 Caucasian, Tan, Brown or Jet Black Narrow or Wide width

Technical Information




Spare Parts Ordering Information

Foot Shell	Size	Toe
NV-S ■ ● ▲ N	21-30	Regular, Narrow
NV-S ■ ● ▲ W	24-30	Regular, Wide
NCS-S ■ ● ▲	21-30	Sandal



- = "L" or "R" for Left or Right
- = Colour (C = Caucasian, T = Tan, B = Brown, J = Jet Black*)
- ▲ = Foot size in cm (21-30)
- *Regular toe only

Shellread	Size (cm)
NV-T ■ N- ▲ N	21-30 (Narrow)
NV-T ■ N- ▲ W	24-30 (Wide)



- = "L" or "R" for Left or Right
- ▲ = Foot size in cm (21-30)
- *Regular toe only

CAP	Size
NV-C ■ ● -2124	21-24
NV-C ■ ● -2526	25-26
NV-C ■ ● -2730	27-30



- = "L" or "R" for Left or Right
- = Colour (C = Caucasian, T = Tan, B = Brown)

CPI Spectra Sock	Size (cm)
NCPI-SS-SM	Small (19-25cm)
NCPI-SS-LG	Large (26-31cm)
NCPI-SSK-SM	Small 6 pack (19-25cm)
NCPI-SSK-LG	Large 6 pack (26-31cm)



Endo Ankle	Description
NTB-ENA-2124	Endo Ankle, 21-24cm
NTB-ENA-2526	Endo Ankle, 25-26cm
NTC-ENA-2730	Endo Ankle, 27-30cm

Gait Match					
Firmness Category	Front Bumper	Ankle Bushings	Rear Bumper	*Extra Front Bumpers	*Extra Rear Bumpers
1	S	M	S	M	M
2	M	M	M	S F	S F
3	M	M	F	S F	M XF
4	F	F	XF	M	F

*Foot orders include extra front and rear bumpers (one category firmer, one category softer).

Bumpers & Bushings	Description	Bumper Colour
NV-FBS- ●	Front Bumper, Soft	S
NV-FBM- ●	Front Bumper, Medium	M
NV-FBF- ●	Front Bumper, Firm	F
NV-RBS- ▲	Rear Bumper, Soft	S
NV-RBM- ▲	Rear Bumper, Medium	M
NV-RBF- ▲	Rear Bumper, Firm	F
NV-RBX- ▲	Rear Bumper, Extra Firm	XF
NTS-ABS	Ankle Bushing, Soft, 21-30cm	S
NTS-ABM	Ankle Bushing, Medium, 21-30cm	M
NTS-ABF	Ankle Bushing, Firm, 21-30cm	F
NV-BK-2130	Bumper Kit	

- S Soft M Medium F Firm XF Extra Firm
- = Front Bumper (FB) ▲ = Rear Bumper (RB)

Pocket Size	Foot Size		
	21-24cm	25-26cm	27-30cm
● (FB)	C	B	A
▲ (RB)	D	C	B

Assemblies	Description
NTB-AK-2124	Assembly Kit, 21-24cm**
NTB-AK-2526	Assembly Kit, 25-26cm**
NTB-AK-2730	Assembly Kit, 27-30cm**
NTB-FH ■ - ▲	Foreheel
NTB-FHS- ▲	Foreheel for sandal toe foot shell

- = "L" or "R" for Left or Right
- ▲ = Foot size in cm (21-30)

- **Assembly Kit Contents:
- 1 x NTL-LUB (Tru lube)
 - 1 x NV-FBS-(size) - Front Bumper, Soft
 - 1 x NV-FBM-(size) - Front Bumper, Medium
 - 1 x NV-FBF-(size) - Front Bumper, Firm
 - 1 x NCP-AP-L (Axial Pin, long)
 - 1 x NV-RBS-(size) - Rear Bumper, Soft
 - 1 x NV-RBM-(size) - Rear Bumper, Medium
 - 1 x NV-RBF-(size) - Rear Bumper, Firm
 - 1 x NCP-APS (Axial Pin screw)



The intuitive Trustep foot is designed to provide a combination of the vertical motion, rotation and stability associated with the anatomical foot. Throughout the gait cycle, the bumpers compress to bring the toe and heel down at the appropriate times, allowing the foot to maintain ground contact for firm footing.

The unique split-keel design that defines the Trustep provides up to 15mm of independent toe dorsiflexion during normal use. With a full range of options available, Trustep's versatile design allows for complete customisation, resulting in a natural gait pattern and unsurpassed comfort.

CES CPI F03: Use this code to read the Trustep clinical evaluation summary on the Steeper website.

Features and Benefits

- Tri-axial technology to adapt to uneven terrain
- Bumpers compress the toe and heel at appropriate times whilst providing cushioning and impact absorption
- Customisable bumpers for optimal control
- Anatomically designed foot shell with Spectra reinforcement
- Trustep patented Sealing Boot interlocks with the foot shell, keeping debris away from the foot



10mm vertical displacement



Anatomical locomotion

Cosmetics



Sealing Boot



Solid toe foot shell

Note: Please see the following page for Trustep spare parts ordering information.



Ordering Information

Trial Period - This foot has a 30 day trial period.

Impact Level Descriptions

Low: Daily activities include mostly level ground walking, moving around the home and the community.

Moderate: Daily activities include up to unlimited walking, climbing stairs and occasional moderate lifting (this does not include running).

High: Daily activities include fast walking, jogging, running, lifting heavy objects and/or recreational sports.

Ordering Example: NTS-LCEN-24N-G3

Part ID	Side	Shell Colour	Mounting	Size	Width	Firmness Category
NTS	L					G
NTS	R					G

Includes foot shell, CPI Spectra Sock and sealing boot.

Caucasian	C	Endo	EN	22-31cm	Narrow	N	1-9 See Chart Below
Tan	T	Exo	ALX		Wide 24-31cm only	W	
Brown	B						
Jet Black	J						

Firmness Category

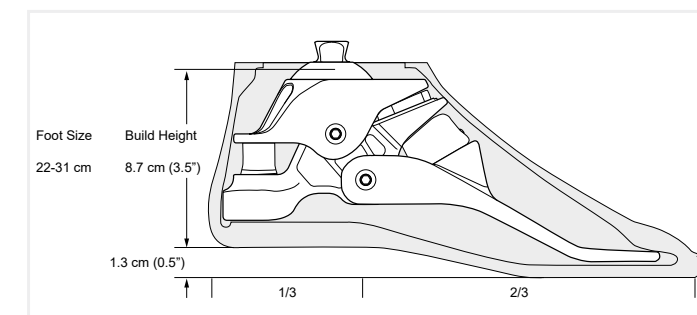
Weight (kg)	Sizes 22-31cm		
	Low Impact	Mod Impact	High Impact
0-33	1	1	2
34-45	2	2	3
46-54	3	3	4
55-63	4	4	5
64-72	4	5	6
73-81	5	6	6
82-91	6	6	7
92-100	6	7	7
101-113	7	7	8
114-125	7	7	8
126-136	8	8	8
137-150	8*	9*	9*
151-160	9*	9*	9*

* EXO Only

Product Specification

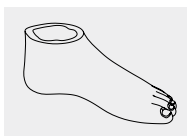
Mount	Weight Limit	Build Height	Sizes
Endo (IP)	136kg	8.7cm	22-31cm
Exo (ALX)	160kg	15.2cm	
Weight of Unit	Impact Level	Warranty	Foot Shell
678g Size 26 inc. foot shell	L M H	3 years (18 months over 136kg) Foot shell - 6 months	C T B J Caucasian, Tan, Brown or Jet Black Narrow or Wide width

Technical Information



Spare Parts Ordering Information

Foot Shell	Size (cm)	Shell
NTS-S ■●●-▲●	22-31	S
NTS-XS ■●●-▲●	22-31	XS*



*Exo only, add 1 day for processing.

- = "L" or "R" for Left or Right
- = Colour (C = Caucasian, T = Tan, B = Brown, J = Jet Black)
- ▲ = Foot size in cm (22-31)
- = Width (N = Narrow, W = Wide*) *24-31cm only

Shelltread	Size (cm)
NTS-T ■●●-▲N	21-30
NTS-T ■●●-▲W	24-31



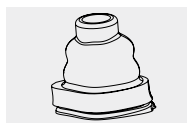
- = "L" or "R" for Left or Right
- = Colour (N = Neutral, J = Jet Black)
- ▲ = Foot size in cm (22-31)
- N = Narrow, W = Wide



CPI Spectra Sock	Size (cm)
NCPI-SS-SM	Small (19-25cm)
NCPI-SS-LG	Large (26-31cm)
NCPI-SSK-SM	Small 6 pack (19-25cm)
NCPI-SSK-LG	Large 6 pack (26-31cm)



Endo Sealing Boot	Size (cm)
NTS-SB ■●●-2224	22-24
NTS-SB ■●●-2526	25-26
NTS-SB ■●●-2730	27-30

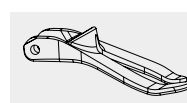


- = "L" or "R" for Left or Right
- = Colour (C = Caucasian, T = Tan, B = Brown, J = Jet Black)
- ▲ = Foot size in cm (25-30)

Endo Ankle	Description
NTS-ENA-2224	Endo Ankle, 22-24cm
NTS-ENA-2531	Endo Ankle, 25-31cm

Exo Ankle	Description
NTS-ALXA-2224	Exo Ankle, 22-24cm
NTS-ALXA-2531	Exo Ankle, 25-31cm

Forefoot	Description
NTS-FF-2224 ■	Forefoot Bone, 22-24cm
NTS-FF-▲ ■	Forefoot Bone, indicate size: 25-30cm
NTS-FF-31	Forefoot Bone, 31cm



- = "L" or "R" for Left or Right
- ▲ = Foot size in cm (25-30)

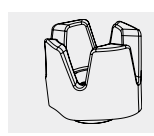
Gait Match					
Firmness Category	Front Bumper	Ankle Bushings	Mid-stance Pad	Rear Bumper	Lower Bushings
1	1	S	M	XS	one firmness
2	2	S	M	XS	one firmness
3	3	S	M	S	one firmness
4	4	S	M	S	one firmness
5	5	M	M	M	one firmness
6	6	M	M	H	one firmness
7	7	M	M	1X	one firmness
8	8	F	F	2X	one firmness
9	8	F	F	3X	one firmness

Foot orders include extra rear bumper (one category softer, recommended for AK)

Bumpers & Bushings	Description	Bumper Colour
NTS-FB-1	Front Bumper 1	-
NTS-FB-2	Front Bumper 2	-
NTS-FB-3	Front Bumper 3	-
NTS-FB-4	Front Bumper 4	-
NTS-FB-5	Front Bumper 5	-
NTS-FB-6	Front Bumper 6	-
NTS-FB-7	Front Bumper 7	-
NTS-FB-8	Front Bumper 8	-
NTS-FB-9	Front Bumper 9	-
NTS-RB-XS	Rear Bumper, XS	-
NTS-RB-S	Rear Bumper, S	-
NTS-RB-M	Rear Bumper, M	-
NTS-RB-H	Rear Bumper, H	-
NTS-RB-1X	Rear Bumper, 1X	-
NTS-RB-2X	Rear Bumper, 2X	-
NTS-RB-3X	Rear Bumper, 3X	-
NTS-MP-M	Midstance Pad, Medium	M
NTS-MP-F	Midstance Pad, Firm	F
NTS-LB	Lower Bushing	-
NTS-ABS	Ankle Bushing, Soft	S
NTS-ABM	Ankle Bushing, Medium	M
NTS-ABF	Ankle Bushing, Firm	F
NTS-ABR	Ankle Bushing, Rigid	-

S Soft M Medium F Firm XF Extra Firm

Alignable Exo Block	Description
NTS-XBK ■ -2224	Alignable Exo Block Kit, 22-24cm
NTS-XBK ■ -2526	Alignable Exo Block Kit, 25-26cm
NTS-XBK ■ -2731	Alignable Exo Block Kit, 27-31cm



■ = "L" or "R" for Left or Right
Includes Exo Block, Lamination Gasket and Mounting Bolt.

Moulded Heel Bone	Description
NTS-MH-2224	Moulded Heel Bone, 22-24cm
NTS-MH-2526	Moulded Heel Bone, 25-26cm
NTS-MH-2731	Moulded Heel Bone, 27-31cm
NTS-MHK-2224	Moulded Heel Bone Kit, 22-24cm**
NTS-MHK-2526	Moulded Heel Bone Kit, 25-26cm**
NTS-MHK-2731	Moulded Heel Bone Kit, 27-31cm**



**Moulded Heel Bone Kit Contents:
• 1 x NTS-MAX-MH (Trustep MAX insert)
• 1 x NTS-IS-MH (Trustep Max/Min insert screw)
• 1 x NTS-MH-2224/2526/or 2731 (Trustep Moulded Heel Bone)

Exo Pyramid Tool Kit	Description
NTS-EXPK-30	Exo Pyramid Tool Kit, 30mm



Hardware	Description
NCP-AP-L	Axial Pin, Long, 22-31cm
NCP-APS	Axial Pin Screw
NTS-MAX-MH	Max Insert, Moulded Heel
NTS-MIN-MH	Min Insert, Moulded Heel
NTS-IS-MH	Max/Min Insert Screw, Moulded Heel
NTS-S10-25	Exo Mounting Bolt, M10 x 25mm
NTS-RBK	Pyramid Tool Retaining Bolt Kit (4pc), M6 x 12mm



The Venture foot has a full-length toe lever for a more dynamic response for active users.

Its two-stage response enables the dorsiflexion bumper to compress providing comfort during walking; this compression is controlled to engage the composite keel which improves the foot's response to high-impact activities. The heel bumper can be fine-tuned to achieve the ideal heel strike compression.

Designed for a demanding lifestyle, whether being used in the gym or the office, the precise engineering of the Venture generates a dynamic performance without sacrificing comfort.

Features and Benefits

- Tri-axial technology easily adapts to any terrain
- Energy storing to reduce fatigue
- Adjustable Stride Control™ - using 4mm hex key to customise the user's gait timing, even with the foot shell on
- Smooth transition from high to low activities



Cosmetics



Note: Please see the following page for Venture spare parts ordering information.



Ordering Information

Trial Period - This foot has a 30 day trial period.

Impact Level Descriptions

Low: Daily activities include mostly level ground walking, moving around the home and the community.

Moderate: Daily activities include up to unlimited walking, climbing stairs and occasional moderate lifting (this does not include running).

High: Daily activities include fast walking, jogging, running, lifting heavy objects and/or recreational sports.

Ordering Example: NV-LCEN-24W-G4

Part ID	Side	Shell Colour	Mounting	Size	Width*	Firmness Category
NV	L					G
NV	R					G

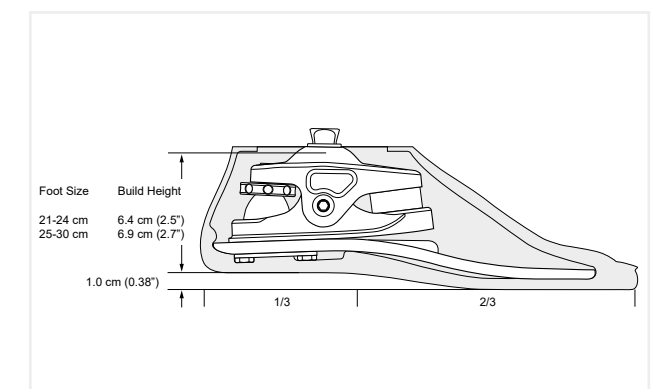
Includes foot shell, CPI Spectra Sock and cosmetic attachment plate.	Caucasian C	Endo EN	21-30cm	Narrow N	1-5
	Tan T	Exo ALX		Wide *24-30cm only W	
	Brown B				
	Jet Black J				

Firmness Category	Weight (kg)	0-45	46-54	55-63	64-72	73-81	82-91	92-100	101-113	114-125
	Size (cm)	21-24								
	Low Impact	1	1	2	3	3	4	4	5	-
	Moderate Impact	1	2	3	3	4	4	5	5	-
	High Impact	2	3	3	3	4	4	5	5	-
	Size (cm)	25-30								
	Low Impact	1	1	2	3	3	4	4	5	5
	Moderate Impact	1	2	3	3	4	4	5	5	-
	High Impact	2	3	3	4	4	4	5	5	-

Product Specification

Mounting	Build Height	Weight Limit	Impact Level
Endo (IP)	6.4-6.9cm	113kg (Sizes 21-24cm)	LMH
Exo (ALX)	12.7-13.2cm	125kg (Sizes 25-30cm)	
Weight of Unit	Sizes (cm)	Warranty	Foot Shell
585g Size 26 inc. foot shell	21-30cm	3 years Foot shell - 6 months	C T B J Caucasian, Tan, Brown or Jet Black Narrow or Wide width

Technical Information




Spare Parts Ordering Information

Foot Shell	Size (cm)
NV-S ■●-▲N	21-30
NV-S ■●-▲W	24-30



CAP	Size (cm)
NV-C ■●-2124	21-24
NV-C ■●-2526	25-26
NV-C ■●-2730	27-30




■ = "L" or "R" for Left or Right
 ● = Colour (C = Caucasian, T = Tan, B = Brown, J = Jet Black)
 ▲ = Foot size in cm (21-30)
 N = Narrow, W = Wide

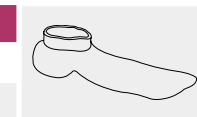
Shelltread	Size (cm)
NV-T ■●-▲N	21-30
NV-T ■●-▲W	24-30



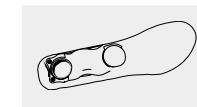
■ = "L" or "R" for Left or Right
 ● = Colour (N = Neutral, J = Jet Black)
 ▲ = Foot size in cm (21-30)
 N = Narrow, W = Wide



CPI Spectra Sock	Size (cm)
NCPI-SS-SM	Small (19-25cm)
NCPI-SS-LG	Large (26-31cm)
NCPI-SSK-SM	Small 6 pack (19-25cm)
NCPI-SSK-LG	Large 6 pack (26-31cm)



Foreheel	Description
NV-FHA ■-▲-◆	Foreheel



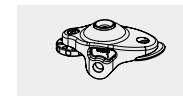
■ = "L" or "R" for Left or Right
 ▲ = Foot size in cm (21-30)
 ◆ = Firmness (M = Medium, X = Extra Firm)

Bumpers & Bushings	Description	Bumper Colour
NV-FBS-●	Front Bumper, Soft	S
NV-FBM-●	Front Bumper, Medium	M
NV-FBF-●	Front Bumper, Firm	F
NV-FBX-A	Front Bumper, Extra Firm, 27-30cm	XF
NV-RBS-▲	Rear Bumper, Soft	S
NV-RBM-▲	Rear Bumper, Medium	M
NV-RBF-▲	Rear Bumper, Firm	F
NV-RBX-▲	Rear Bumper, Extra Firm	XF
NTS-ABS	Ankle Bushing, Soft, 21-30cm	S
NTS-ABM	Ankle Bushing, Medium, 21-30cm	M
NTS-ABF	Ankle Bushing, Firm, 21-30cm	F
NV-ABS-2530	Ankle Bushing, Soft, 25-30cm	S
NV-ABM-2530	Ankle Bushing, Medium, 25-30cm	M
NV-ABF-2530	Ankle Bushing, Firm, 25-30cm	F
NV-BK-2130	Bumper Kit	

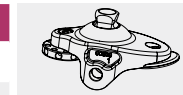
S Soft M Medium F Firm XF Extra Firm
 ● = Front Bumper (FB) ▲ = Rear Bumper (RB)

Pocket Size	Foot Size		
	21-24cm	25-26cm	27-30cm
● (FB)	B	B	A
▲ (RB)	C	C	B

Exo Ankle	Description
NV-ALXA-2124	Exo Ankle, 21-24cm
NV-ALXA-2530	Exo Ankle, 25-30cm



Endo Ankle	Description
NV-ENA-2124	Endo Ankle, 21-24cm
NV-ENA-2530	Endo Ankle, 25-30cm



Growth Plate Kit	Description
NV-GPK-7	Growth Plate Kit, 7mm
NV-GPK-14	Growth Plate Kit, 14mm
NV-GPK-21	Growth Plate Kit, 21mm
NV-GPK-28	Growth Plate Kit, 28mm

Exo Pyramid Tool Kit	Description
NTS-EXPK-30	Exo Pyramid Tool Kit, 30mm



Exo Block Kit	Description
NV-XBK-2124	Alignable Exo Block Kit, 21-24cm
NV-XBK-2526	Alignable Exo Block Kit, 25-26cm
NV-XBK-2730	Alignable Exo Block Kit, 27-30cm



Includes Mounting Bolt

Hardware	Description
NCP-AP-SH	Axial Pin, Short, 22-24cm
NCP-AP-L	Axial Pin, Long, 25-30cm
NCP-APS	Axial Pin Screw
NTS-S10-25	Exo Mounting Bolt, M10 x 25mm
NV-B10-35	Exo Mounting Bolt, M10 x 35mm
NV-B10-45	Exo Mounting Bolt, M10 x 45mm
NTS-RBK	Pyramid Tool Retaining Bolt Kit (4pc), M6 x 14mm



The Odyssey K2 enables the user to walk comfortably and negotiate everyday obstacles such as stairs, curbs and uneven surfaces.

A unique, curved hydraulic cylinder allows independent adjustment of plantar flexion and dorsiflexion via easily accessible dual Stride Control™ dials. The hydraulic ankle, which works in tandem with the Intelliweave® keel, improves the user's posture, knee stability, and comfort, especially when negotiating slopes.

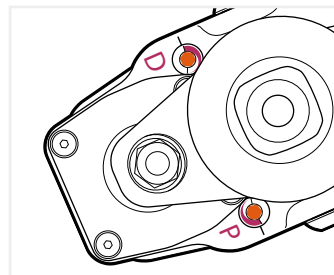
CES CPI F14: Use this code to read the Odyssey K2 clinical evaluation summary on the Steeper website.

Features and Benefits

- Low profile hydraulic foot/ankle combination
- Hydraulic ankle increases ground contact throughout stance, enhancing knee stability while acting to reduce socket interface forces
- Intelliweave® composite foot base provides controlled energy return and a flexible heel
- 12° of smooth hydraulic motion
- Easily accessible, independently adjustable hydraulic valves for tuning in clinic



One pivot angle



Customisable Stride Control®

Cosmetics



Solid toe foot shell



Ordering Information

Trial Period - This foot has a 30 day trial period.

Impact Level Descriptions

Low: Daily activities include mostly level ground walking, moving around the home and the community.

Ordering Example: NOK2-LCEN-24-G3

Part ID	Side	Shell Colour	Mounting	Size	Firmness Category
NOK2	L		EN		G
NOK2	R		EN		G

Colour	Code
Caucasian	C
Tan	T
Brown	B

Size	Firmness Category
21-30cm	1-4 See Chart Below

Firmness Category	0-63	64-81	82-100	101-136
Weight (kg)				
Size (cm)		21-30		25-30
Low - Moderate Impact	1	2	3	4

CPI Spectra Sock	Size (cm)
NCPI-SS-SM	Small (19-25cm)
NCPI-SS-LG	Large (26-31cm)
NCPI-SSK-SM	Small 6 pack (19-25cm)
NCPI-SSK-LG	Large 6 pack (26-31cm)



Spare Parts Ordering Information

Foot Shell	Size (cm)
NCS-S ■ ● ▲	21-30

■ = "L" or "R" for Left or Right
 ● = Colour (C = Caucasian, T = Tan, B = Brown)
 ▲ = Foot size in cm (21-30)

Shelltread	Size (cm)
NCS-T ■ N ▲	21-30

■ Neutral

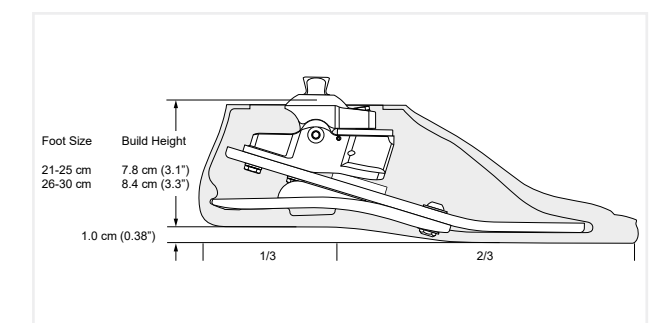



Product Specification

Mounting	Sizes	Weight Limit	Build Height
Endo (IP)	21-24cm	100kg	7.8cm
	25-30cm	136kg	8.4cm

Impact Level	Weight of Unit	Warranty	Foot Shell
L M H	744g Size 26 inc. foot shell	2 years Foot shell - 6 months	C T B Caucasian, Tan or Brown Standard width

Technical Information



The Odyssey K3 utilises the patented curved hydraulic ankle as well as a higher frequency carbon fibre foot base for increased dynamic response. The angular positioning and robust ankle housing are specifically designed to support moderate activity users who change terrain and speed regularly.

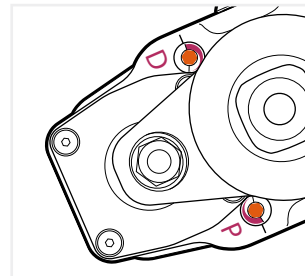
The combination of smooth hydraulics and a dynamic foot base increases ground contact, which reduces socket interface pressures and enhances knee stability. The Odyssey K3 performs exceptionally in a wide range of activities, including city walking and multi-terrain hiking.

Features and Benefits

- Low-profile, curved hydraulic ankle
- Robust ankle housing combined with a carbon composite keel and angular positioning designed for moderate impact users
- Easily accessible, independently adjustable hydraulic valves for tuning in clinic
- 12° of smooth hydraulic motion (3° dorsiflexion, 9° plantarflexion)



One pivot angle



Customisable Stride Control®

Cosmetics



Solid toe foot shell



Ordering Information

Trial Period - This foot has a 30 day trial period.

Impact Level Descriptions

Low: Daily activities include mostly level ground walking, moving around the home and the community.

Moderate: Daily activities include up to unlimited walking, climbing stairs and occasional moderate lifting (this does not include running).

Ordering Example: NODK3-LCEN-22-G5

Part ID	Side	Shell Colour	Mounting	Size	Firmness Category
NODK3	L		EN		G
NODK3	R		EN		G

Caucasian	C
Tan	T
Brown	B

21-30cm

1-5
See Chart Below

Firmness Category	0-63	64-81	82-100	101-125
Weight (kg)				
Size (cm)	21-30			
Low Impact	1	2	3	4
Moderate Impact	2	3	4	5

Spare Parts Ordering Information

Foot Shell	Size (cm)
NHZ-S ■ ● ▲	21-30



- = "L" or "R" for Left or Right
- = Colour (C = Caucasian, T = Tan, B = Brown)
- ▲ = Foot size in cm (21-30)

Shelltread	Size (cm)
NHZ-T ■ N-▲	21-30



Neutral

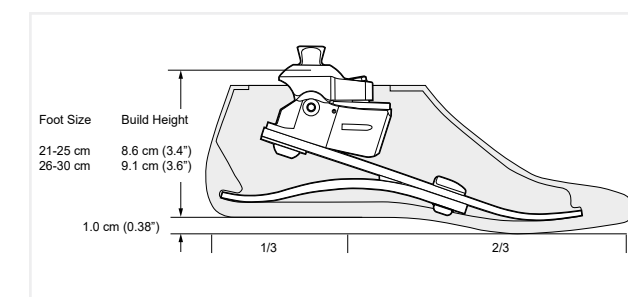
CPI Spectra Sock	Size (cm)
NCPI-SS-SM	Small (19-25cm)
NCPI-SS-LG	Large (26-31cm)
NCPI-SSK-SM	Small 6 pack (19-25cm)
NCPI-SSK-LG	Large 6 pack (26-31cm)



Product Specification

Mounting	Weight Limit	Sizes	Weight of Unit
Endo (IP)	125kg	21-30cm	750g Size 26 inc. foot shell
Impact Level	Build Height	Warranty	Foot Shell
L M H	8.6-9.1cm	3 years Foot shell - 6 months	C T B Caucasian, Tan or Brown Standard width

Technical Information




Delivering a lower profile than the Soleus, the upgraded Velocity features coupled toe springs that work together to provide a similarly progressive and smooth roll-over.

Velocity is a high-performance, low maintenance foot that is simple to align and set up. The additional inserts provided allow fine tuning of the foot function.


CES CPI F10: Use this code to read the Velocity clinical evaluation summary on the Steeper website.

Features and Benefits

- Low-profile Integrated Spring Technology (IST)
- Multi-axial function
- Intelliweave® composite to bring maximum strength and flexibility
- Easily adjustable tuning with three different heel wedges and a toe wedge provided



Wedges for customisation



Integrated spring technology

Cosmetics



CAP



Solid toe foot shell



Ordering Information

These devices do not have a trial period as standard. If you wish to discuss the Velocity please contact your local product manager for advice prior to placing your order.

Impact Level Descriptions

Low: Daily activities include mostly level ground walking, moving around the home and the community.

Moderate: Daily activities include up to unlimited walking, climbing stairs and occasional moderate lifting (this does not include running).

High: Daily activities include fast walking, jogging, running, lifting heavy objects and/or recreational sports.

Ordering Example: NVL-LCMEN-29N-G2

Part ID	Side	Shell Colour	Housing/ Mounting	Size	Width	Firmness Category
NVL	L		MEN			G
NVL	R		MEN			G

Includes CPI Spectra Sock and foot shell.

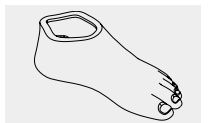
Caucasian	C	Brown	B	25-30cm	Narrow	N	1-6
Tan	T	Jet Black	J		Wide	W	See Chart Below

Firmness Category

Weight (kg)	Sizes 25-26cm		Sizes 27-30cm	
	Low - Mod Impact	High Impact	Low - Mod Impact	High Impact
0-45	1	1	1	1
46-54	1	2	1	2
55-63	1	2	1	2
64-72	2	3	1	2
73-81	2	3	2	3
82-91	3	4	2	3
92-100	4	5	3	4
101-113	5	6	4	5
114-125	-	-	5	6

Spare Parts Ordering Information

Foot Shell	Size (cm)
NV-S	25-30



CAP	Size (cm)
NV-C	25-26
NV-C	27-30



Shelltread	Size (cm)
NV-T	25-30



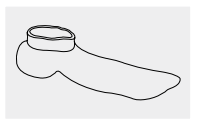
- = "L" or "R" for Left or Right
- = Colour (C = Caucasian, T = Tan, B = Brown, J = Jet Black)
- ▲ = Foot size in cm (25-30)
- ◆ = N = Narrow, W = Wide



Wedge Kit	Size (cm)
NVL-HWK-2125	21-25
NVL-HWK-2630	26-30

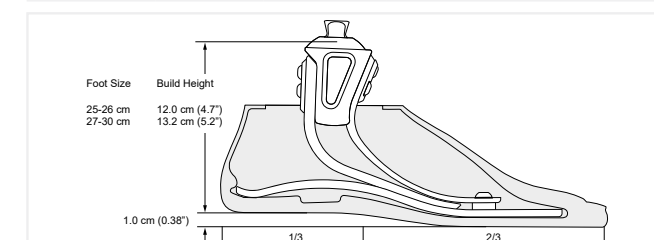


CPI Spectra Sock	Size (cm)
NCPI-SS-SM	Small (19-25cm)
NCPI-SS-LG	Large (26-31cm)
NCPI-SSK-SM	Small 6 pack (19-25cm)
NCPI-SSK-LG	Large 6 pack (26-31cm)



Product Specification

Mounting	Sizes	Weight Limit	Build Height
Endo (IP)	25-26cm	113kg	12cm
	27-30cm	125kg	13.2cm
Weight of Unit	Impact Level	Warranty	Foot Shell
631g Size 26 inc. foot shell		3 years Foot shell - 6 months	C T B J Caucasian, Tan, Brown or Jet Black



To order contact customerservices@steepergroup.com

The Terrain foot was created to achieve anatomical ankle motion and energy return in a low-profile design. College Park use their tri-axial technology expertise in a new way. Versatile and service-free, the Terrain features a carbon fibre base and permanent bumpers inside the ankle housing for a progressive, comfortable response during low to high impact activities.

Waterproof*

*Waterproof note: Following exposure to chlorinated and salt water, rinse immediately with fresh water and dry.

Features and Benefits

- Tri-axial motion, a unique method achieving full movement on all three planes
- A more neutral feel due to its anatomical ankle position and pivot point
- Supported anatomical ankle motion and flexible platform for uneven ground compliance and a balanced energy return
- Maintenance free
- Waterproof*



Ordering Information

Trial Period - This foot has a 30 day trial period.

Impact Level Descriptions

Moderate: Daily activities include up to unlimited walking, climbing stairs and occasional moderate lifting (this does not include running).

High: Daily activities include fast walking, jogging, running, lifting heavy objects and/or recreational sports.

Ordering Example - NTN-LCEN-27-G6						Weight (kg)	Sizes (cm)	Low/Mod	High
Part ID	Side	Shell Colour	Mounting	Size	Firmness Category				
NTN	L		EN		G	0-65	21-30	1	2
NTN	R		EN			65-82		2	3
						82-100		3	4
						101-125		4	5
						126-150		5	6
						151-166	26-30	7	7

Caucasian	C	21-30cm
Tan	T	
Brown	B	
Jet Black	J	

Spare Parts Ordering Information

	Foot Shell	Size (cm)
	NHZ-S ■ ● ▲	21-30
	<p>■ = "L" or "R" for Left or Right ● = Colour (C = Caucasian, T = Tan, B = Brown, J = Jet Black) ▲ = Foot size in cm (21-30)</p>	

	CAP	Size (cm)
	NBE-C ■ ● -2125	21-25
	NBE-C ■ ● -2630	26-30

	Wedge Kit	Size (cm)
	NHZ-HWK-2125	21-25
	NHZ-HWK-2630	26-30

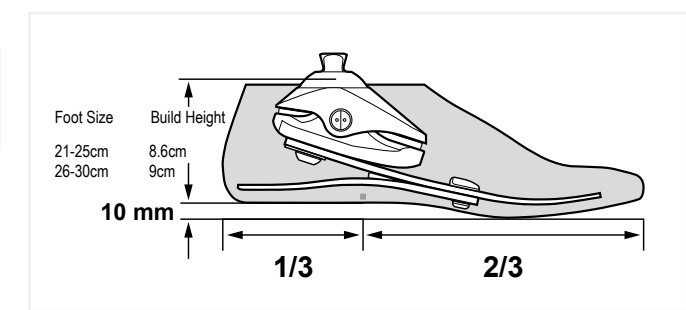
	CPI Spectra Sock	Size (cm)
	NCPI-SS-SM	Small (19-25cm)
	NCPI-SS-LG	Large (26-31cm)
	NCPI-SSK-SM	Small 6 pack (19-25cm)
NCPI-SSK-LG	Large 6 pack (26-31cm)	

	Shelltread	Size (cm)
	NHZ-T ■ N-▲	21-30
	Neutral	

Product Specification

Mounting	Sizes	Weight Limit		Build Height
Endo (IP)	21-30cm	21-25cm	149 kg	8.6 cm
		26-30cm	166 kg	9 cm

Weight of Unit	Impact Level	Warranty	Foot Shell
815 g Size 26 inc. foot shell	M H	3 years foot shell - 6 months	C T B J Caucasian, Tan, Brown or Jet Black Standard Width



The Orbit foot was designed to provide smooth rotation and rollover. College Park's unique, built-in torsion feature offers a total rotation range of 40° within an incredibly low profile. The Orbit incorporates College Park's composite expertise in a carbon fibre design to provide efficient energy return, which can improve comfort during sports, including golf or tennis.

Waterproof*

*Waterproof note: Following exposure to chlorinated and salt water, rinse immediately with fresh water and dry.

Features and Benefits

- Adjustable torsion with integrated adapter giving a total rotation range of +/- 20°
- Effective energy return
- Low profile design
- Strong carbon fibre base provides a dynamic response during low to high impact activities
- Waterproof* (fresh water only)



Smooth roll over



+/- 20° Adjustable torsion



Ordering Information

Trial Period - This foot has a 30 day trial period.

Impact Level Descriptions

Moderate: Daily activities include up to unlimited walking, climbing stairs and occasional moderate lifting (this does not include running).

High: Daily activities include fast walking, jogging, running, lifting heavy objects and/or recreational sports.

Ordering Example - NOR-LCEN-24-G3						Weight (kg)	Low/Mod	High
Part ID	Side	Shell Colour	Mounting	Size	Firmness Category			
NOR	L		EN		G	0-65	1	2
NOR	R		EN		G	65-82	2	3
						82-100	3	4
						101-125	4	5
						126-150	5	6

Caucasian	C
Tan	T
Brown	B
Jet Black	J

21-30cm

Spare Parts Ordering Information

Foot Shell	Size (cm)	Wedge Kit	Size (cm)
NHZ-S ■ ● ▲	21-30	NHZ-HWK-2125	21-25
		NHZ-HWK-2630	26-30

CAP	Size (cm)	CPI Spectra Sock	Size (cm)
NBE-C ■ ● -2125	21-25	NCPI-SS-SM	Small (19-25cm)
NBE-C ■ ● -2630	26-30	NCPI-SS-LG	Large (26-31cm)
		NCPI-SSK-SM	Small 6 pack (19-25cm)
		NCPI-SSK-LG	Large 6 pack (26-31cm)

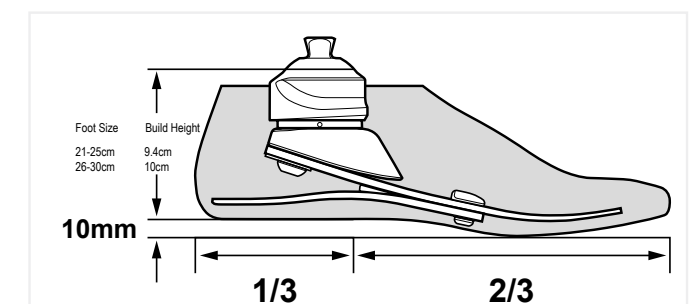
■ = "L" or "R" for Left or Right
 ● = Colour (C = Caucasian, T = Tan, B = Brown, J = Jet Black)
 ▲ = Foot size in cm (21-30)

Shelltread	Size (cm)
NHZ-T ■ N-▲	21-30
Neutral	

Product Specification

Mounting	Sizes	Build Height	Weight Limit
Endo (IP)	21-30cm	21-25cm 9.4 cm 26-30cm 10 cm	150kg

Weight of Unit	Impact Level	Warranty	Foot Shell
895g Size 26 inc. foot shell	M H	3 years foot shell - 6 months	C T B J Caucasian, Tan, Brown or Jet Black Standard Width



Designed for superior comfort and rotation for all types of activities. The Voyager allows users to experience a more natural feel with its vertical shock absorption, built-in torsion adapter and responsive springs. Constructed with carbon fibre and College Park's Intelliweave® composites, the Voyager provides a comfortable and natural walking style.

Waterproof*

*Waterproof note: Following exposure to chlorinated and salt water, rinse immediately with fresh water and dry.

Features and Benefits

- Integrated torsion adapter gives +/- 20° of rotation
- Vertical shock absorption allows for 10mm of movement, reducing impact and socket pressures
- High level of energy return
- Waterproof* (fresh water only)
- Up to 150kg patient weight limit



Integrated torsion adapter for +/- 20° rotation

Vertical shock unit



High impact



Ordering Information

Trial Period - This foot has a 30 day trial period.

Impact Level Descriptions

Moderate: Daily activities include up to unlimited walking, climbing stairs and occasional moderate lifting (this does not include running).

High: Daily activities include fast walking, jogging, running, lifting heavy objects and/or recreational sports.

Ordering Example - NVY-LCEN-23-G4						Weight (kg)	Sizes 21-25cm	Sizes 26-30cm
Part ID	Side	Shell Colour	Mounting	Size	Firmness Category			
NVY	L		EN		G	0-65	1	1
NVY	R		EN		G	65-82	2	2
				21-30cm		82-100	3	3
						101-125	4	4
						126-150	-	5

- Caucasian C
- Tan T
- Brown B
- Jet Black J

Spare Parts

Ordering Information

Foot Shell	Size (cm)
NHZ-S ■ ● ▲	21-30

- = "L" or "R" for Left or Right
- = Colour (C = Caucasian, T = Tan, B = Brown)
- ▲ = Foot size in cm (21-30)

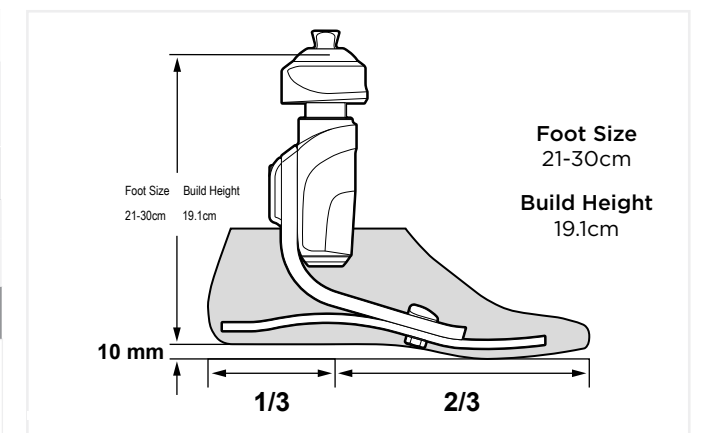
Shelltread	Size (cm)
NHZ-T ■ N-▲	21-30
Neutral	

Wedge Kit	Size (cm)
NVY-HWK-2125	21-25
NVY-HWK-2630	26-30

CPI Spectra Sock	Size (cm)
NCPI-SS-SM	Small (19-25cm)
NCPI-SS-LG	Large (26-31cm)
NCPI-SSK-SM	Small 6 pack (19-25cm)
NCPI-SSK-LG	Large 6 pack (26-31cm)

Product Specification

Material		Unit Weight	
Intelliweave® , Carbon Fibre		1,302g Size 26 inc. foot shell	
Weight Limit		Activity Level	
21 - 25cm	125kg	K3-K4	
26 - 30cm	150kg		
Warranty	Impact Level	Footshell	
3 Years foot shell - 6 months	M H	C T B J Caucasian, Tan, Brown or Jet Black Standard Width	



The Soleus foot integrates multiple composite springs through a tough, flexible plantar ligament. This unique design works consistently across a variety of activity levels. Multiple springs work together to maximise range of motion and balance shock absorption with very efficient energy return and superior compliance.

CES CPI F06: Use this code to read the Soleus clinical evaluation summary on the Steeper website.



***Waterproof note:** Following exposure to chlorinated water, rinse immediately with fresh water and dry.

Features and Benefits

- Efficient energy return
- Waterproof design
- Integrated Spring Technology (IST)
- Polycentric ankle motion
- Vertical shock absorption
- Multi-axial compliance

Cosmetics



CAP Solid toe foot shell

Note: Please see the following page for Soleus spare parts ordering information.



Ordering Information

Trial Period - This foot has a 30 day trial period.

Impact Level Descriptions

Moderate: Daily activities include up to unlimited walking, climbing stairs and occasional moderate lifting (this does not include running).

High: Daily activities include fast walking, jogging, running, lifting heavy objects and/or recreational sports.

Note: Please see the following page for Soleus spare parts ordering information.

Ordering Example: NSO-LCM-27W-G12

Part ID	Side	Shell Colour	Housing Colour	Size	Width**	Firmness Category
NSO	L					G
NSO	R					G

Includes foot shell, CPI Spectra Sock and fasteners to mount the 4-hole adapter of your choice.

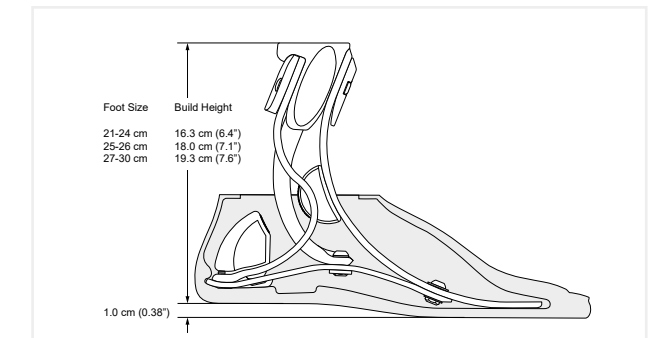
Caucasian	C	Midnight Black	M	21-30cm	Narrow	N	11-76
Jet Black	J				Wide**	W	
Brown	B				24-30cm only		
Tan	T						

Weight (kg)	Sizes 21-24cm		Sizes 25-26cm		Sizes 27-30cm	
	Moderate Impact	High Impact	Moderate Impact	High Impact	Moderate Impact	High Impact
0-45	11	12	12	12	11	12
46-54	12	33	12	32	11	12
55-63	33	34	32	33	12	32
64-72	34	54	33	54	32	33
73-81	54	55	54	55	33	34
82-91	55	55	55	75	34	54
92-100	55	-	75	76	54	55
101-113	-	-	76	76	55	55
114-125	-	-	-	-	55	55

Product Specification

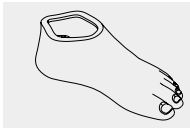
Sizes	Weight Limit	Build Height	Weight of Unit
21-24cm	100kg	16.3cm	667g Size 26 inc. foot shell
25-26cm	113kg	18cm	
27-30cm	125kg	19.3cm	
Impact Level	Warranty	Foot Shell	
MH	3 years Foot shell - 6 months	C T B J Caucasian, Tan, Brown or Jet Black Narrow or Wide width	

Technical Information



Spare Parts Ordering Information

Foot Shell	Size (cm)
NV-S ■●-▲N	21-30
NV-S ■●-▲W	24-30




- = "L" or "R" for Left or Right
- = Colour (C = Caucasian, T = Tan, B = Brown, J = Jet Black)
- ▲ = Foot size in cm (21-30)
- N = Narrow, W = Wide

Shelltread	Size (cm)
NV-T ■●-▲N	21-30
NV-T ■●-▲W	24-30



- = "L" or "R" for Left or Right
- = Colour (N = Neutral, J = Jet Black)
- ▲ = Foot size in cm (21-30)
- N = Narrow, W = Wide

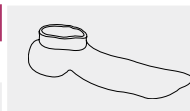


CAP	Size (cm)
NV-C ■●-2124	21-24
NV-C ■●-2526	25-26
NV-C ■●-2730	27-30



- = "L" or "R" for Left or Right
- = Colour (C = Caucasian, T = Tan, B = Brown, J = Jet Black)

CPI Spectra Sock	Size (cm)
NCPI-SS-SM	Small (19-25cm)
NCPI-SS-LG	Large (26-31cm)
NCPI-SSK-SM	Small 6 pack (19-25cm)
NCPI-SSK-LG	Large 6 pack (26-31cm)



Adapters	Description	Weight Limit
1 N4HPA-T	4-Hole Male Pyramid Adapter, Standard, Titanium	136kg
2 N4HPAR-T	4-Hole Male Pyramid Adapter, Rotatable, Titanium	136kg
3 NTI-460TRM	4-Hole Clamping Base With Pyramid	166kg
4 NTI-400B	Titanium 4 Hole Pyramid Adapter	166kg



The Accent IP allows users to adjust the heel height up to 5cm with a simple push of a button, giving them complete control over their footwear choices in a low-maintenance package.

A cosmetically appealing foot, the Accent IP is provided with a contoured, soft ankle fairing that locks into the shell and prevents cosmetic buckling when the foot is adjusted at various heights.

This version includes an integrated pyramid for a quick and easy connection to standard 30mm pylon pyramid systems. The Accent's balance of dynamic response and compliance make it a great choice for a vast array of low to moderate intensity activities.

CES CPI F04: Use this code to read the Accent IP clinical evaluation summary on the Steeper website.

Features and Benefits

- User adjustable heel height with up to 5cm range and 13 increments of adjustment
- Easy to operate height adjustment button located in the ankle, available in a choice of 2 locations - medial or lateral
- Ankle fairing provides superior cosmetic finishing
- Suitable for a range of shoe styles



Accommodates various heel heights



Heel height adjustment button Available on Medial or Lateral Side

Cosmetics

The Accent IP's bonded sandal toe foot shell is reinforced with Impact Dispersion Technology™. The Ankle Fairing interlocks with the foot shell and conforms to both Endo and dynamic pylons. The foot shell and ankle fairing are anatomically designed for use with a skin to produce a natural finish.



Sandal toe



Ankle fairing



Ordering Information

Trial Period - This foot has a 30 day trial period.

Impact Level Descriptions

Low: Daily activities include mostly level ground walking, moving around the home and the community.

Moderate: Daily activities include up to unlimited walking, climbing stairs and occasional moderate lifting (this does not include running).

Ordering Example: NAC-LCIPL-22N-G2

Part ID	Side	Shell Colour	Mounting	Button Placement	Size	Width**	Firmness Category
NAC	L		IP				G
NAC	R		IP				G

Caucasian	C
Brown	B

Medial	M
Lateral	L

21-28cm

Narrow	N
Wide** 23-26cm only	W

1-3

Firmness Category						
Weight (kg)	0-54	55-63	64-72	73-81	82-100	101-113
Size (cm)	21-28					25-28
Low Impact	1	1	2	2	3	3
Moderate Impact	1	2	2	3	3	3

Spare Parts Ordering Information

Shelltread	Size (cm)
NAC-T ■ N-▲N	21-28
NAC-T ■ N-▲W	23-26

- = "L" or "R" for Left or Right
- ▲ = Foot size in cm
- N = Narrow (21-28),
- W = Wide (23-26)



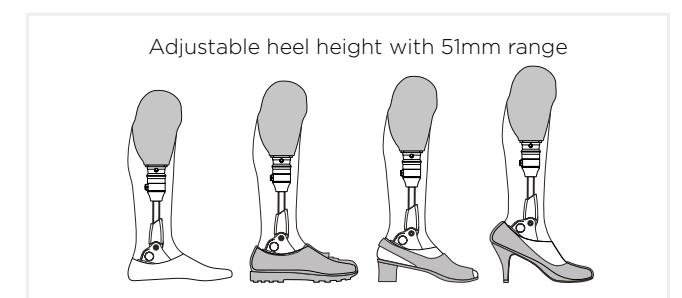
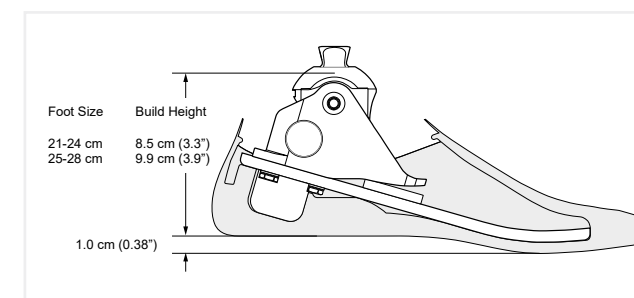
Neutral

Ankle Fairing		
Left	Right	Description
NAC-FLC-2124	NAC-FRC-2124	Caucasian, 21-24cm
NAC-FLC-2526	NAC-FRC-2526	Caucasian, 25-26cm
NAC-FLC-2728	NAC-FRC-2728	Caucasian, 27-28cm
NAC-FLB-2124	NAC-FRB-2124	Brown, 21-24cm
NAC-FLB-2526	NAC-FRB-2526	Brown, 25-26cm
NAC-FLB-2728	NAC-FRB-2728	Brown, 27-28cm

Product Specification

Mounting	Sizes	Weight Limit	Weight of Unit	Build Height	Impact Level	Warranty	Foot Shell
Endo (IP)	21-24cm 25-28cm	100kg 113kg	608g Size 26 inc. foot shell	8.5-9.9cm		2 years	 Caucasian or Brown Narrow or Wide width

Technical Information



To order contact customerservices@steepergroup.com

This foot, like the Accent IP, allows users to adjust the heel height up to 5cm with a simple push of a button, giving them complete control over their footwear choices in a low-maintenance package.

A cosmetically appealing foot, the Accent DP is provided with a contoured, soft ankle fairing that locks into the shell and prevents cosmetic buckling when the foot is adjusted at various heights.

This version uses an integrated dynamic pylon to provide a dynamic response, making it a great choice for a vast array of low to moderate intensity activities.

CES CPI F05: Use this code to read the Accent DP clinical evaluation summary on the Steeper website.

Features and Benefits

- Integrated dynamic pylon
- User adjustable heel height up to 5cm range
- Easy to operate height adjustment button
- Ankle fairing provides superior cosmetic finishing
- Suitable for a range of shoe styles



Accommodates various heel heights



Heel height adjustment button
Available on Medial or Lateral Side

Cosmetics



Sandal toe



Ankle fairing



Ordering Information

Trial Period - This foot has a 30 day trial period.

Impact Level Descriptions

Low: Daily activities include mostly level ground walking, moving around the home and the community.

Moderate: Daily activities include up to unlimited walking, climbing stairs and occasional moderate lifting (this does not include running).

Ordering Example: NAC-LCDFM-26W-G2

Part ID	Side	Shell Colour	Mounting	Button Placement	Size	Width*	Firmness Category
NAC	L						G
NAC	R						G

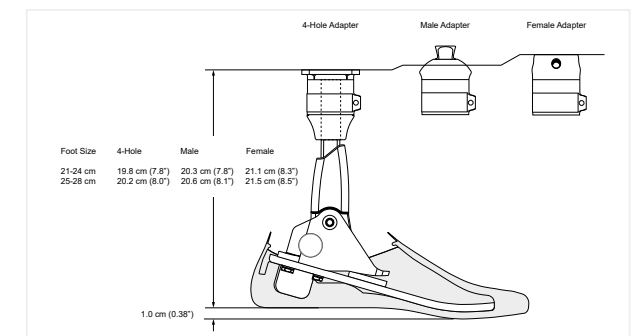
Caucasian	C	Dynamic Pylon & Receiver	DF	Medial	M	21-28cm	Narrow	N	1-3
Brown	B	Dynamic Pylon & Adapter	DM	Lateral	L		Wide* 23-26cm only	W	
		Dynamic Pylon & 4-hole	D4						

Includes DP cutting tool, ankle fairing and dynamic pylon adapter attachment option selected.

Firmness Category						
Weight (kg)	0-54	55-63	64-72	73-81	82-100	101-113
Size (cm)	21-28					25-28
Low Impact	1	1	2	2	3	3
Moderate Impact	1	2	2	3	3	3

Product Specification

Mounting	Sizes	Weight Limit	Weight of Unit
Dynamic Pylon (DP)	21-24cm	100kg	681g Size 24 inc. foot shell
	25-28cm	113kg	761g Size 26 inc. foot shell
Build Height	Impact Level	Warranty	Foot Shell
19.8-21.5cm		2 years	Caucasian or Brown Narrow or Wide width



Dynamic Pylon Adapter Maximum Clearance			
	4-Hole	Male	Female
25-28 cm	40.3 cm	40.7 cm	41.5 cm
21-24 cm	39.8 cm	40.3 cm	41.1 cm

Dynamic Pylon Adapter Minimum Clearance			
	4-Hole	Male	Female
25-28 cm	20.2 cm	20.6 cm	21.5 cm
21-24 cm	19.8 cm	20.3 cm	21.1 cm

See Next Page for More Spare Parts Information

Accent® DP

Spare Parts Ordering Information

Mounting Adapters	Description
NDP-SA-2124	DP Sleeve Adapter, 21-24cm
NDP-SA-2530	DP Sleeve Adapter, 25-30cm
NDP-ESAS-2124	DP Extension Adapter, Short, 6mm, 21-24cm
NDP-ESAS-2530	DP Extension Adapter, Short, 6mm, 25-30cm
NDP-ESAL-2124	DP Extension Adapter, Long, 25mm, 21-24cm
NDP-ESAL-2530	DP Extension Adapter, Long, 25mm, 25-30cm
NDP-FPA-2124	DP Female Pylon Adapter, 21-24cm
NDP-FPA-2530	DP Female Pylon Adapter, 25-30cm
NDP-MPA-2124	DP Male Pylon Adapter, 21-24cm
NDP-MPA-2530	DP Male Pylon Adapter, 25-30cm
NDP-4HPA-2124	DP 4-Hole Pylon Adapter, 21-24cm
NDP-4HPA-2530	DP 4-Hole Pylon Adapter, 25-30cm

Shelltread	Size (cm)
NAC-T ■ N-▲N	21-28
NAC-T ■ N-▲W	23-26




- = "L" or "R" for Left or Right
- ▲ = Foot size in cm (21-28)
- N = Narrow, W = Wide



Ankle Fairing	Description
NAC-F ■ C-2124	Caucasian, 21-24cm
NAC-F ■ C-2526	Caucasian, 25-26cm
NAC-F ■ C-2728	Caucasian, 27-28cm
NAC-F ■ B-2124	Brown, 21-24cm
NAC-F ■ B-2526	Brown, 25-26cm
NAC-F ■ B-2728	Brown, 27-28cm

- = "L" or "R" for Left or Right



The Aviator foot is designed to provide high energy return, comfort, and vertical shock absorption with every step. Combining flexible Intelliweave® composites with dynamic carbon fibre, this lightweight foot uses a hybrid material approach in its springs to enhance movement for those who enjoy medium to high impact activities.

Waterproof* (fresh water only)

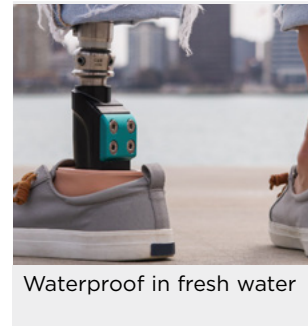
*Waterproof note: Following exposure to chlorinated water, rinse immediately with fresh water and dry.

Features and Benefits

- This lightweight foot allows up to 10mm of vertical shock absorption, which reduces impact and pressure on the body
- With College Park's Intelliweave® composite technology, the springs in this foot can achieve great inversion/eversion



Vertical shock absorption



Waterproof in fresh water



Excellent inversion/eversion



Ordering Information

Trial Period - This foot has a 30 day trial period.

Impact Level Descriptions

Moderate: Daily activities include up to unlimited walking, climbing stairs and occasional moderate lifting (this does not include running).

High: Daily activities include fast walking, jogging, running, lifting heavy objects and/or recreational sports.

Ordering Example: NAV-LCEN-23-G2						Firmness Category		
Part ID	Side	Shell Colour	Mounting	Size	Firmness Category	Weight (kg)	21-25cm	26-30cm
NAV	L		EN		G	0-65 65-82 82-100 101-125 126-150	1 2 3 4 -	1 2 3 4 5
NAV	R		EN		G			
		Caucasian	Brown	21-30cm	1-5			
		Tan	Jet Black					

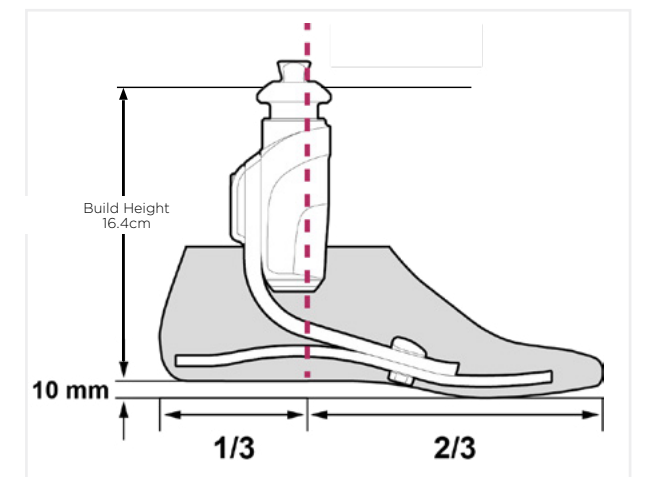
Spare Parts Ordering Information

	Foot Shell	Size (cm)	Wedge Kit	Size (cm)	
	NHZ-S	21-30	NVY-HWK-2125	21-25	
			NVY-HWK-2630	26-30	
	Shelltread	Size (cm)	CPI Spectra Sock	Size (cm)	
	NHZ-T	21-30	NCPI-SS-SM	Small (19-25cm)	
	Neutral		NCPI-SS-LG	Large (26-31cm)	
			NCPI-SSK-SM	Small 6 pack (19-25cm)	
			NCPI-SSK-LG	Large 6 pack (26-31cm)	

- = "L" or "R" for Left or Right
- = Colour (C = Caucasian, T = Tan, B = Brown, J = Jet Black)
- ▲ = Foot size in cm (21-30)

Product Specification

Foot Base	Mounting	Sizes	Weight Limit
Intelliweave® & Carbon Fibre	Endo (IP)	21-30cm	125kg (21-25cm) 150kg (26-30cm)
Build Height	Weight of Unit	Warranty	
16.4cm	979g (Size 26cm inc pyramid & foot shell)	3 Years	
Impact Level	Foot Shell		
L M H	C T B J Caucasian, Tan, Brown or Jet Black		
	Standard Width		



The Pacifica LP offers proven performance in an ultra-low profile design, which requires less than 50mm of clearance for most commonly used sizes. The split-keel design provides stability-enhancing inversion and eversion as well as being lightweight and durable.

Water-resistant*



*Water-resistant: Safe for contact with water and occasional submersion. Rinse immediately with fresh water and dry following exposure to water, particularly salt or chlorinated.

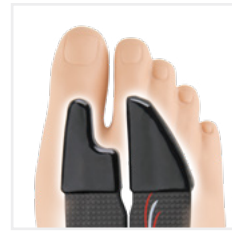
Features and Benefits

- Ultra low build height
- Integral male pyramid
- Split-keel design
- Foot lies within the foot shell to improve cosmetic finishing
- Available in 9 stiffness categories

Cosmetics



Foot shell



Sandal toe: sizes 22-28 only



Ordering Information

Trial Period - This foot has a 30 day trial period.

Impact Level Descriptions

Low: Daily activities include mostly level ground walking, moving around in the home and the community.

Moderate: Daily activities include up to unlimited walking, climbing stairs and occasional moderate lifting (this does not include running).

High: Daily activities include fast walking, jogging, running, lifting heavy objects and/or recreational sports.

Note: Although the 'high' impact level states 'running' as an appropriate activity, the Pacifica LP is not ideal for running.

Ordering Example - NFS4526L

Part Number	Category	Size (22-31)	Left/Right
NFS4	5	26	L

Sandal Toe Ordering Example - NFS4526SL

Part Number	Category	Size	Sandal Toe	Left/Right
NFS4	5	26	S	L

Includes foot shell and Spectra® Sock

Category Selection

Weight (kg)	Impact Level		
	Low	Mod	High
44-52	1	1	2
53-59	1	2	3
60-68	2	3	4
69-77	3	4	5
78-88	4	5	6
89-100	5	6	7
101-116	6	7	8
117-130	7	8	9
131-147	8	9	-
148-166	9	-	-

Product Specification

Weight Limit	Impact Level	Weight of Unit	Sizes (cm)	Build Height (cm)	Warranty
166kg		465g Size 25cm	22-31	4.7 Size 25cm	3 years Foot shell - 6 months

Spare Parts Ordering Information

Part Number	Foot Shell Type
NFTC-3M-0 ▲●4-R ■	Standard, with CAP
NFTC-2M-1 ▲●4-S ■	Sandal Toe, without CAP
Cosmetic Attachment Plate	
NCAP-3M-PO- ▲● 4-■	

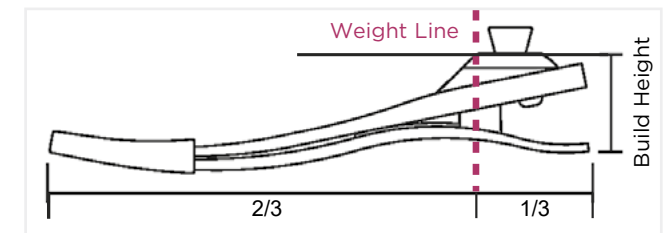
Spare Parts Ordering Guide

- ▲ = Size in cm (22-31 = Regular, 22-28 = Sandal Toe)
- = Skin Tone (L = Light, M = Medium, D = Dark)
- = "L" or "R" for Left or Right

Spectra® Sock	Colour	Size (cm)	Sock Size (cm)
NSO-NPS-20030-00	B	22-25	30
NSO-NPS-20035-00	B	26-28	35
NSO-NPS-20040-00	B	29-31	40

Colours: B = Black

Bumper Kit	Size (cm)
NKIT-00-11323-00	22-25
NKIT-00-11324-00	26-28
NKIT-00-11325-00	29-31



Technical Information

Build Height and Weight		
Size (cm)	Build Height (cm)	Foot inc. Shell
22-25	4.7	465g
26-28	5	570g
29-31	6	760g

Engineered for active amputees who require a lower build height foot, the Highlander foot provides a smooth gait and excellent energy return. The split-keel provides stability on uneven terrain by enhancing inversion and eversion. Many transfemoral amputees prefer this foot because of its ideal balance of stability and dynamic response.

Water-resistant*



*Water-resistant: Safe for contact with water and occasional submersion. Rinse immediately with fresh water and dry following exposure to water, particularly salt or chlorinated.

Features and Benefits

- Low build height with integral male pyramid
- Split-keel design for excellent inversion/eversion
- Weight limit 166kg
- Available in 9 stiffness categories

Cosmetics



Mid profile foot shell

Sandal toe: sizes 22-28cm only



Ordering Information

Trial Period - This foot has a 30 day trial period.

Impact Level Descriptions

Low: Daily activities include mostly level ground walking, moving around in the home and the community.

Moderate: Daily activities include up to unlimited walking, climbing stairs and occasional moderate lifting (this does not include running).

High: Daily activities include fast walking, jogging, running, lifting heavy objects and/or recreational sports.

Ordering Example - NFS3526L

Part Number	Category	Size (22-31)	Left/Right
NFS3	5	26	L

Sandal Toe Ordering Example - NFS3526SL

Part Number	Category	Size	Sandal Toe	Left/Right
NFS3	5	26	S	L

Includes foot shell and Spectra® Sock

Category Selection - Highlander

Weight (kg)	Impact Level		
	Low	Mod	High
44-52	1	1	2
53-59	1	2	3
60-68	2	3	4
69-77	3	4	5
78-88	4	5	6
89-100	5	6	7
101-116	6	7	8
117-130	7	8	9
131-147	8	9	-
148-166	9	-	-

Product Specification

Weight Limit	Impact Level	Weight of Unit	Sizes (cm)	Build Height (cm)	Warranty
166kg		470g Size 25cm	22-31	10.8 (size 25)	3 years Foot shell - 6 months

Spare Parts Ordering Information

Part Number	Foot Shell Type
NFTC-3M-0 ▲●4-R ■	Standard, with CAP
NFTC-2M-1 ▲●4-S ■	Sandal Toe, without CAP



Cosmetic Attachment Plate

NCAP-3M-PO-▲●4-■



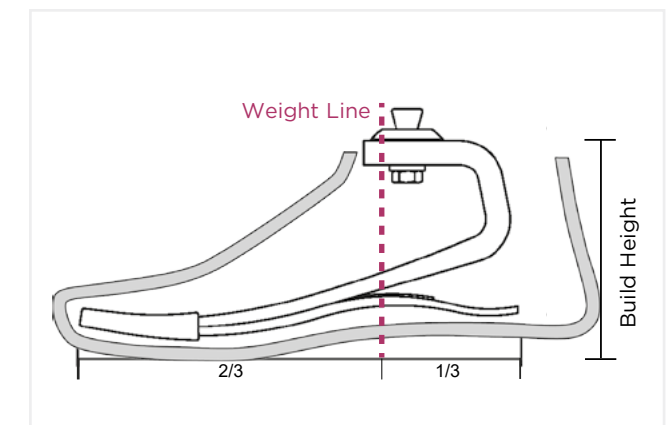
Spare Parts Ordering Guide

- ▲ = Size in cm (22-31 = Regular, 22-28 = Sandal Toe)
- = Skin Tone (L = Light, M = Medium, D = Dark)
- = "L" or "R" for Left or Right

Spectra® Sock	Colour	Size (cm)	Sock Size (cm)
NSO-NPS-20030-00	B	22-25	30
NSO-NPS-20035-00	B	26-28	35
NSO-NPS-20040-00	B	29-31	40

Colours: B = Black

Bumper Kit	Size (cm)
NKIT-00-11303-00	22-25
NKIT-00-11304-00	26-28
NKIT-00-11305-00	29-31



Technical Information

Build Height and Weight		
Size (cm)	Build Height (cm)	Foot inc. Shell
22-25	10.8	470g
26-28	12.1	590g
29-31	30	750g

Highlander® MAX



The Highlander Max enables the benefits of the Highlander to be made available to amputees over 166kg. With an industry highest weight limit of 226kg, this foot can be used in conjunction with the Heavy Duty Component Kit (NAC-202) to provide a prosthesis to virtually any transtibial amputee.


Water-resistant*

*Water-resistant: Safe for contact with water and occasional submersion. Rinse immediately with fresh water and dry following exposure to water, particularly salt or chlorinated.

Features and Benefits

- Low build height with integral male pyramid
- Split-keel design for excellent inversion/eversion
- Up to 226kg patient weight limit
- Available in 3 stiffness categories

Cosmetics



Mid profile foot shell

Sandal toe: sizes 26-28cm only



Ordering Information

Note: Highlander Max is a special order item, therefore please allow a 10-14 day lead time. There is no trial on this product.

Impact Level Descriptions

Low: Daily activities include mostly level ground walking, moving around in the home and the community.

Moderate: Daily activities include up to unlimited walking, climbing stairs and occasional moderate lifting (this does not include running).

Ordering Example - NFS31126L

Part Number	Category	Size (26-31)	Left/Right
NFS3	11	26	L

Sandal Toe Ordering Example - NFS31126SL

Part Number	Category	Size	Sandal Toe	Left/Right
NFS3	11	26	S	L

Includes foot shell and Spectra® Sock

Category Selection - Highlander MAX (kg)

166-190kg	10
191-217kg	11
218-226kg	12



34mm Heavy Duty Component Kit (Max Only)	Weight Limit
NAC-202	226kg

Two 34mm Tube Clamps
4-Prong Connector, 34mm Pylon

Replacement - 4-Prong Connector

NACC-00-20202-00

Product Specification

Weight Limit	Impact Level	Weight of Unit	Sizes (cm)	Build Height (cm)	Warranty
226kg	L M H	590g Size 26cm	26-31	12.1 Size 26cm	1 year Foot shell - 6 months

Feet - PROTEOR - Highlander® MAX

Spare Parts Ordering Information

Part Number	Foot Shell Type
NFTC-3M-0 ▲●4-R ■	Standard, with CAP
NFTC-2M-1 ▲●4-S ■	Sandal Toe, without CAP

Cosmetic Attachment Plate
NCAP-3M-PO- ▲●4- ■

Spare Parts Ordering Guide

- ▲ = Size in cm (22-31 = Regular, 22-28 = Sandal Toe)
- = Skin Tone (L = Light, M = Medium, D = Dark)
- = "L" or "R" for Left or Right

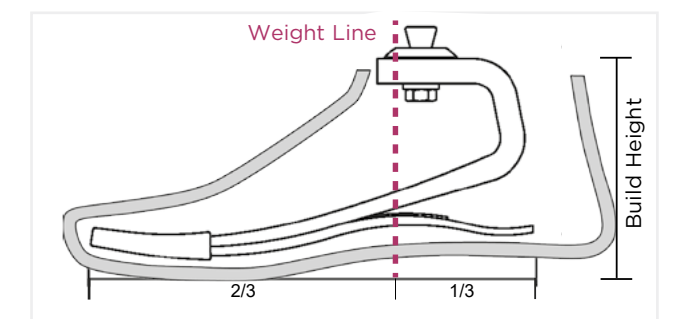
Spectra® Sock	Colour	Size (cm)	Sock Size (cm)
NSO-NPS-20030-00	B	22-25	30
NSO-NPS-20035-00	B	26-28	35
NSO-NPS-20040-00	B	29-31	40

Colours: B = Black

Bumper Kit	Size (cm)
NKIT-00-11304-00	26-28
NKIT-00-11305-00	29-31

Build Height and Weight

Size (cm)	Build Height (cm)	Foot inc. Shell
26-28	12.1	590g
29-31	30	750g



Technical Information

Build Height and Weight		
Size (cm)	Build Height (cm)	Foot inc. Shell
22-25	10.8	470g
26-28	12.1	590g
29-31	30	750g

The Agilix is a multi-axial, shock-absorbing flexible foot system designed to manage loading impacts, reduce socket shear forces and improve comfort while walking on uneven terrain. The ultra-lightweight design offers K3 ambulators comfortable performance.

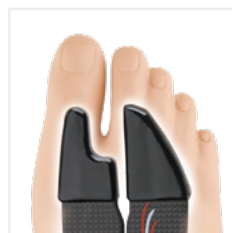
Water-resistant*

*Water-resistant: Safe for contact with water and occasional submersion. Rinse immediately with fresh water and dry following exposure to water, particularly salt or chlorinated.

Features and Benefits

- Vertical shock absorption and carbon fibre flexibility optimised for low to moderate impact K3 ambulators; reduces socket shear forces and improves overall comfort
- Split-keel design for increased durability
- Multi-axial function increases ground compliance and stability
- Full-length dynamic heel attached at the toe ensures a seamless roll-over, for superior comfort and a more symmetrical gait
- The low profile and lightweight design of the Agilix allows users to do more and feel less tired at the end of the day

Cosmetics



Sandal toe: sizes 22-28cm only



Ordering Information

Trial Period - This foot has a 30 day trial period.

Impact Level Descriptions

Low: Daily activities include mostly level ground walking, moving around in the home and the community.

Moderate: Daily activities include up to unlimited walking, climbing stairs and occasional moderate lifting (this does not include running).

Ordering Example - NF15122L

Part Number	Category	Size (22-31)	Left/Right
NF15	5	22	L

Sandal Toe Ordering Example - NF15122SL

Part Number	Category	Size	Sandal Toe	Left/Right
NF15	5	22	S	L

Sandal toe is only available in sizes 22-28.

Includes foot shell and Spectra® Sock

Category Selection

Weight (kg)	Impact Level	
	Low	Mod
44-52	1	1
53-59	1	2
60-68	2	3
69-77	3	4
78-88	4	5
89-100	5	6
101-116	6	7
117-130	7	8
131-147	8	9
148-166	9	-

Product Specification

Weight Limit	Impact Level	Weight of Unit	Sizes (cm)	Build Height (cm)	Warranty
166kg	L M	515g	22-31	14.3 Size 25cm	3 years Foot shell - 6 months

Technical Information

Build Height and Weight		
Size (cm)	Build Height (cm)	Foot inc. Shell
22-25	14.3	553g
26-28	16.1	609g
29-31	17.2	772g

Spare Parts Ordering Information

Part Number	Foot Shell Type
NFTC-3M-0 ▲●4-R	Standard, with CAP
NFTC-2M-1 ▲●4-S	Sandal Toe, without CAP



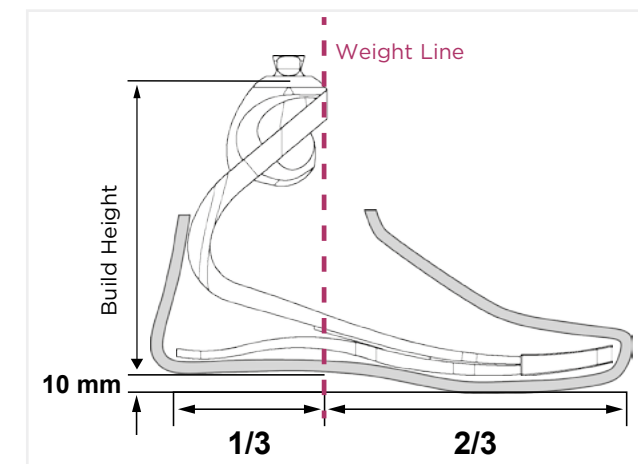
Spare Parts Ordering Guide

- ▲ = Size in cm (22-31 = Regular, 22-28 = Sandal Toe)
- = Skin Tone (L = Light, M = Medium, D = Dark)
- = "L" or "R" for Left or Right

Spectra® Sock	Colour	Size (cm)	Sock Size (cm)
NSO-NPS-20030-00	B	22-25	30
NSO-NPS-20035-00	B	26-28	35
NSO-NPS-20040-00	B	29-31	40

Colours: B = Black

Bumper Kit	Size (cm)
NKIT-00-11363-00	22-25
NKIT-00-11364-00	26-28
NKIT-00-11365-00	29-31



Ideal for active users, the Sierra foot ensures a smoother gait without the energy loss typically associated with other shock absorbing systems. Its unique angle-top design increases the length of the carbon fibre spring, which maximises energy return and flexibility. The split-keel provides excellent inversion/eversion, allowing amputees to walk with confidence on uneven terrain.

CES FRE F02: Use this code to read the Sierra clinical evaluation summary on the Steeper website.



*Water-resistant: Safe for contact with water and occasional submersion. Rinse immediately with fresh water and dry following exposure to water, particularly salt or chlorinated.

Features and Benefits

- Full length heel ensures exceptionally smooth gait
- Split-keel design
- Integral male pyramid
- Available in 9 stiffness categories

Cosmetics



Mid profile foot shell

Sandal toe: sizes 22-28 only



Ordering Information

Trial Period - This foot has a 30 day trial period.

Impact Level Descriptions

Low: Daily activities include mostly level ground walking, moving around in the home and the community.

Moderate: Daily activities include up to unlimited walking, climbing stairs and occasional moderate lifting (this does not include running).

High: Daily activities include fast walking, jogging, running, lifting heavy objects and/or recreational sports.

Ordering Example - NFS1526L

Part Number	Category	Size (22-31)	Left/Right
NFS1	5	26	L

Sandal Toe Ordering Example - NFS1526SL

Part Number	Category	Size	Sandal Toe	Left/Right
NFS1	5	26	S	L

Sandal toe is only available in sizes 22-28.

Includes foot shell and Spectra® Sock

Weight (kg)	Impact Level		
	Low	Mod	High
44-52	1	1	2
53-59	1	2	3
60-68	2	3	4
69-77	3	4	5
78-88	4	5	6
89-100	5	6	7
101-116	6	7	8
117-130	7	8	9
131-147	8	9	
148-166	9		

Product Specification

Weight Limit	Impact Level	Weight of Unit	Sizes (cm)	Build Height (cm)	Warranty
166kg		515g	22-31	14.6 Size 25cm	3 years Foot shell - 6 months

Spare Parts Ordering Information

Part Number	Foot Shell Type	
NFTC-3M-0 ▲●4-R ■	Standard, with CAP	
NFTC-2M-1 ▲●4-S ■	Sandal Toe, without CAP	
Cosmetic Attachment Plate		
NCAP-3M-PO-▲●4-■		

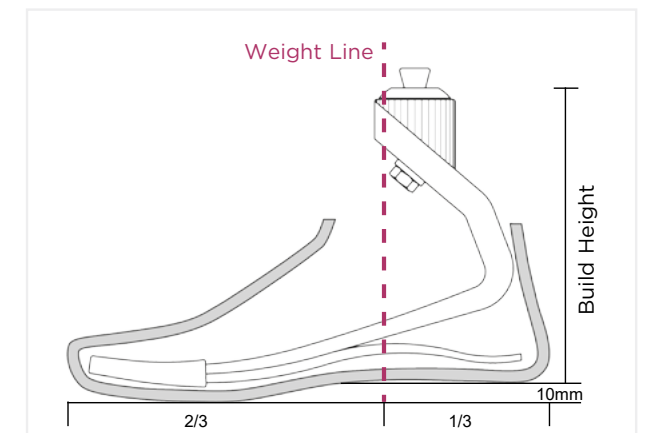
Spare Parts Ordering Guide

▲ = Size in cm (22-31 = Regular, 22-28 = Sandal Toe)
 ● = Skin Tone (L = Light, M = Medium, D = Dark)
 ■ = "L" or "R" for Left or Right

Spectra® Sock	Colour	Size (cm)	Sock Size (cm)
NSO-NPS-20030-00	B	22-25	30
NSO-NPS-20035-00	B	26-28	35
NSO-NPS-20040-00	B	29-31	40

Colours: B = Black

Bumper Kit	Size (cm)
NKIT-00-11353-00	22-25
NKIT-00-11354-00	26-28
NKIT-00-11355-00	29-31



Technical Information

Build Height and Weight		
Size (cm)	Build Height (cm)	Foot inc. Shell
22-25	14.6	515g
26-28	17.2	640g
29-31	18.7	750g

The carbon fibre DynAdapt foot is easy to fit and cover with a cosmesis thanks to its slim profile and anatomical design. The full-length split-keel provides a smooth, uninterrupted roll-over from heel-strike to toe-off, as well as the medial/lateral compliance needed for good stability on uneven terrain. The advanced composite laminate delivers a high cycle fatigue in a design that also gives a high energy return.

CES FRE F07: Use this code to read the DynAdapt clinical evaluation summary on the Steeper website.



***Water-resistant:** Safe for contact with water and occasional submersion. Rinse immediately with fresh water and dry following exposure to water, particularly salt or chlorinated.



Features and Benefits

- Slim profile, carbon fibre foot system with a slender, anatomical design
- Multi-axial function for maximum comfort
- Full length split-keel gives an uninterrupted roll-over with good compliance and a dynamic response through to toe-off
- EnduraCore Technology delivers up to 3 times the fatigue life of a standard laminate
- Available in 9 stiffness categories

Cosmetics



Mid profile foot shell

Sandal toe: sizes 22-28 only

Ordering Information

Trial Period - This foot has a 30 day trial period.

Impact Level Descriptions

Low: Daily activities include mostly level ground walking, moving around in the home and the community.

Moderate: Daily activities include up to unlimited walking, climbing stairs and occasional moderate lifting (this does not include running).

High: Daily activities include fast walking, jogging, running, lifting heavy objects and/or recreational sports.

Ordering Example - NF10526R

Part Number	Category	Size (22-31)	Left/Right
NF10	5	26	R

Sandal Toe Ordering Example - NF10526SL

Part Number	Category	Size	Sandal Toe	Left/Right
NF10	5	26	S	L

Sandal toe is only available in sizes 22-28. Includes foot shell and Spectra® Sock.

Category Selection

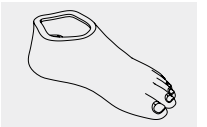
Weight (kg)	Impact Level		
	Low	Mod	High
44-52	1	1	2
53-59	1	2	3
60-68	2	3	4
69-77	3	4	5
78-88	4	5	6
89-100	5	6	7
101-116	6	7	8
117-130	7	8	9
131-147	8	9	-
148-166	9	-	-

Product Specification

Weight Limit	Impact Level	Sizes (cm)	Warranty
166kg		22-31	3 years Foot shell - 6 months

Spare Parts Ordering Information

Part Number	Foot Shell Type
NFTC-3M-0 ▲●4-R ■	Standard, with CAP
NFTC-2M-1 ▲●4-S ■	Sandal Toe, without CAP



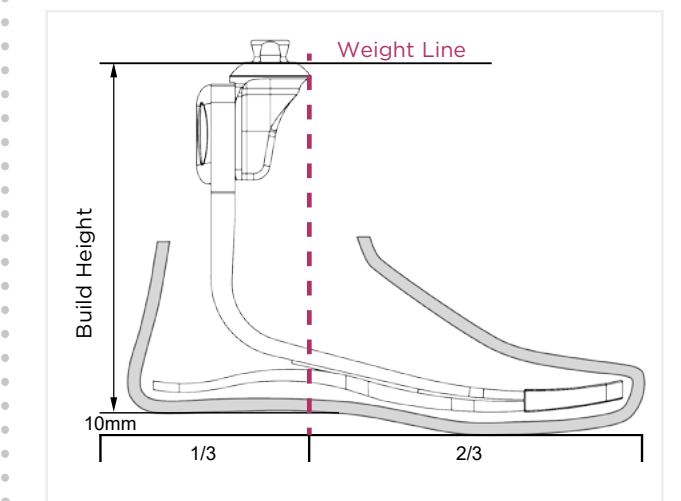
Spare Parts Ordering Guide

- ▲ = Size in cm (22-31 = Regular, 22-28 = Sandal Toe)
- = Skin Tone (L = Light, M = Medium, D = Dark)
- = "L" or "R" for Left or Right

Spectra® Sock	Colour	Size (cm)	Sock Size (cm)
NSO-NPS-20030-00	B	22-25	30
NSO-NPS-20035-00	B	26-28	35
NSO-NPS-20040-00	B	29-31	40

Colours: B = Black

Bumper Kit	Size (cm)
NKIT-00-11373-00	22-25
NKIT-00-11374-00	26-28
NKIT-00-11375-00	29-31



Technical Information

Build Height and Weight		
Size (cm)	Build Height (cm)	Foot inc. Shell
22-25	15.8	535g
26-28	17	635g
29-31	18.2	750g

The ShockWave incorporates a Spherical Shock Unit (SSU) into the classic PROTEOR foot design with its proprietary EnduraCore® hybrid composite technology. The SSU provides both vertical shock absorption and transverse rotation giving everyday and active K3/K4 patients a more natural and comfortable experience.

Water-resistant*

*Water-resistant: Safe for contact with water and occasional submersion. Rinse immediately with fresh water and dry following exposure to water, particularly salt or chlorinated.

Features and Benefits

- Spherical Shock Unit (SSU) provides ultimate vertical shock absorption at heel strike and also an transverse rotation of +/-15 degrees easing stress and pressure on the residual limb
- Full-length heel initiates plantar flexion at heel strike for better ground compliance and maximized energy return
- Split keel and heel delivers added motion improving stability, comfort, and confidence on various terrains
- EnduraCore® technology provides ideal strength, flexibility, durability, and high energy return for more natural motion and less fatigue during the day

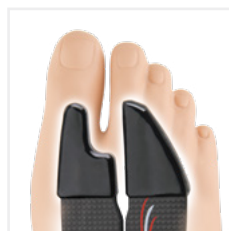


Split-keel and heel for increased inversion/eversion



Spherical Shock Unit (SSU)

Cosmetics



Sandal toe: sizes 23-28cm only



Ordering Information

Trial Period - Please speak to Customer Services or a Steeper Product Manager to organise a trial.

Note: Once the definitive foot has been purchased there is no trial period.

Impact Level Descriptions

Moderate: Daily activities include up to unlimited walking, climbing stairs and occasional moderate lifting (this does not include running).

High: Daily activities include fast walking, jogging, running, lifting heavy objects and/or recreational sports.

Ordering Example - NF20523L

Part Number	Category	Size (23-30)	Left/Right
NF20	5	23	L

Sandal Toe Ordering Example - NF20523SL

Part Number	Category	Size	Sandal Toe	Left/Right
NF20	5	23	S	L

Includes foot shell, heel bumper kit and Spectra® Sock
All foot shells are available in Light, Medium and Dark colours

Category Selection

Weight (kg)	Impact Level		
	Low	Mod	High
44-52	1	1	2
53-59	1	2	3
60-68	2	3	4
69-77	3	4	5
78-88	4	5	6
89-100	5	6	7
101-116	6	7	8
117-130	7	8	-
131-147	8	-	-

Toe Configuration

Code	Description
Leave Blank	Regular
S	Sandal Toe**

**Sandal toe only available in sizes 23-28cm

Product Specification

Weight Limit	Impact Level	Activity Level	Weight of Unit
147kg	M H	K3/K4	978g Size 26cm
Sizes (cm)	Warranty		
23-30	3 years Foot shell - 6 months		

Spare Parts Ordering Information

Part Number	Foot Shell Type
NFTC-3F-0 ▲ ● 4-R ■	Regular without CAP
NFTC-2F-1 ▲ ● 4-S ■	Sandal Toe without CAP

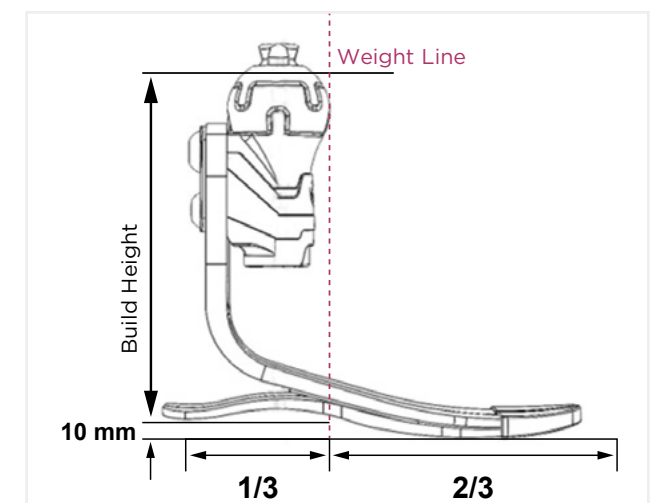
Foot Shell Ordering Guide

- ▲ = Size in cm (23-30 = Regular, 23-28 = Sandal Toe)
- = Skin Tone (L = Light, M = Medium, D = Dark)
- = Side (R = Right, L = Left)

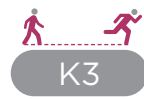
Spectra® Sock	Colour	Size (cm)	Sock Size (cm)
NSO-NPS-20030-00	B	22-25	30
NSO-NPS-20035-00	B	26-28	35
NSO-NPS-20040-00	B	29-31	40

Colour: B = Black

Bumper Kit	Size
NKIT-00-11463	23-25 cm
NKIT-00-11464	26-28 cm
NKIT-00-11465	29-30 cm



Build Height and Weight		
Size (cm)	Build Height (cm)	Foot inc. Shell
23-25	17.6	897g
26-28	18.9	978g
29-30	20	1131g



The next edition from the well-proven hydraulic ankle that consistently sets higher standards for reliability, comfort and stability. The Kinterra 3.0 Foot/Ankle System combines carbon fibre and hydraulic technologies to enhance the walking gait for low to moderate impact K3 ambulators, ensuring improved stability on slopes and varied landscapes.

The Kinterra 3.0 model has a 20% increase in user weight rating compared to the previous 2.0 model. Now able to accommodate to patient weights up to 150kg, without compromising any product unit weight increase.

The hydraulic ankle has 2° of dorsiflexion against a sprung bumper and 15° of plantar flexion. The rate of yield of these can be adjusted individually to achieve the most effective and comfortable gait for the user when descending a slope and the carbon fibre keel provides a smoother transition when ascending a slope. This device works well when used with microprocessor knees.

Water-resistant*


*Water-resistant: Safe for contact with water and occasional submersion. Rinse immediately with fresh water and dry following exposure to water, particularly salt or chlorinated.



Features and Benefits

- 150kg maximum patient weight
- 17° hydraulic ankle articulation – 15° of plantarflexion and 2° of dorsiflexion allow the foot to reach and maintain footflat across differing terrains and improves socket comfort while sitting
- Improved dorsiflexion assist spring – Returns the ankle to 2°DF when unweighted, decreasing risk of toe catching during ambulation
- Redesigned EnduraCore® footplate for energy return and a smooth rollover. A split heel and keel provide mediolateral stability and terrain adaptation
- Redesigned pyramid and collar shape for a decreased build height and increased compatibility
- Hinge pin diameter increased for improved fatigue resistance
- Submersible in fresh water up to 1 metre for 30 minutes

Cosmetics



Mid profile foot shell Sandal toe only

Ordering Information

Trial Period - This foot has a 30 day trial period.

Impact Level Descriptions

Low: Daily activities include mostly level ground walking, moving around in the home and the community.

Moderate: Daily activities include up to unlimited walking, climbing stairs and occasional moderate lifting (this does not include running).

Ordering Example - NRM3-124L-SL

Part Number	Cat.	Size (22-30)	Shell Colour (L,M,D)	S	Left/Right
NRM3	1	24	L	S	L

Includes foot shell and Spectra® Sock

Category Selection

Weight (kg)	Impact Level	
	Low	Mod
44-52	1	1
53-59	1	2
60-68	2	3
69-77	3	4
78-88	4	5
89-100	5	6
101-116	6	7
117-132	7	8
133-150	8	-

Product Specification

Weight Limit	Impact Level	Sizes (cm)	Warranty
150kg	L M H	22-30	3 years Foot shell - 6 months

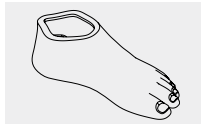
Technical Information

Build Height and Weight		
Size (cm)	Build Height (cm)	Foot inc. Shell
22-25	11.8	764g
26-28	11.9	833g
29-31	12.2	956g

*Based on a sizes 23, 26, 29, Cat 4 with Foot Shell, spectra sock and 10mm heel height

Spare Parts Ordering Information

Part Number	Foot Shell Type
NFTC-2K-1 ▲●4-S ■	Sandal Toe, without CAP



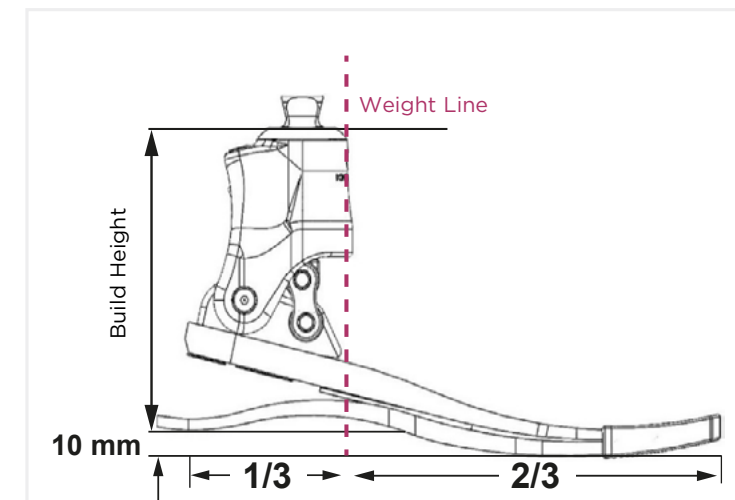
Spare Parts Ordering Guide

- ▲ = Size in cm (22-30)
- = Skin Tone (L = Light, M = Medium, D = Dark)
- = "L" or "R" for Left or Right

Spectra® Sock	Colour	Size (cm)	Sock Size (cm)
NSO-NPS-20030-00	B	22-25	30
NSO-NPS-20035-00	B	26-28	35
NSO-NPS-20040-00	B	29-30	40

Colours: B = Black

Bumper Kit	Size (cm)
NKIT-00-1147U-00	Universal



The Kinnex 2.0 uses cutting-edge microprocessor technology to provide superior ground compliance for low to moderate impact ambulators (K3) for everyday activities. The new hydraulic system has been optimised with improved seal technology and a robust cylinder design. The Kinnex 2.0 delivers reliable energy storage and return throughout the day, thanks to its increased durability.

Waterproof*

*Waterproof note: The Kinnex should not be immersed in salt water or chlorinated water - if exposed to salt water or chlorinated water, immediately rinse with fresh water and dry.



Features and Benefits

- Sensor-controlled ankle movement reads and processes data at a rate of 200 times per second, and Rapid Response™ valve technology responds at a rate of 5 milliseconds
- The carbon fibre split heel and keel design provides optimal support and range of motion to reduce internal socket pressure, helping to accommodate obstacles and uneven terrain
- Clinicians can use the GaitLab app to lock the ankle in a neutral position for alignment and calibration, customise the setup of the device, and monitor outcomes using the GaitLab app
- New hydraulic oil reservoir and seal technology for increased oil capacity and longevity
- IP67 rated - up to 30 minutes in 1 metre of fresh water
- Dynamic lock provides a firm foundation, and can be engaged/disengaged using the app or via the button panel on the front
- Apparel Assist Mode locks the foot at an angle, making it easier for the user to change clothes or footwear
- When the charge is below 20%, users will be alerted by a soft vibration and low profile light on the button panel
- Up to 2" of heel height adjustment allows users to program up to 100 shoe styles
- 20° plantar flexion and 10° dorsiflexion range of motion means the foot is ideally positioned with the ground
- User App allows the user to make limited fine resistance adjustments

Cosmetics



Sandal toe: sizes 24-28 only

Ordering Information

Trial Period - Please speak to Customer Services or a Steeper Product Manager to organise a trial.

Note: Once the definitive foot has been purchased there is no trial period.

Impact Level Descriptions

Low: Daily activities include mostly level ground walking, moving around in the home and the community.

Moderate: Daily activities include up to unlimited walking, climbing stairs and occasional moderate lifting (this does not include running).

Ordering Example - NF14526SL

Part Number	Category	Size (22-31)	Toe Configuration	Left/Right
NF14	5	26	S	L

Includes foot shell and Spectra® Sock

Category Selection

Weight (kg)	Impact Level	
	Low	Mod
44-52	1	1
53-59	1	2
60-68	2	3
69-77	3	4
78-88	4	5
89-100	5	6
101-116	6	7
117-125	7	-

Toe Configuration

Code	Description
Leave Blank	Regular
S	Sandal Toe**

**Sandal toe only available in sizes 24-28cm

Product Specification

Weight Limit	Impact Level	Weight of Unit	Sizes (cm)	Build Height (cm)	Battery Life	Warranty
125kg		1432g Size 25cm	24-30	18.4 (size 25)	24 hours	3/5 years Foot shell - 6 months

Spare Parts Ordering Information

Part Number	Foot Shell Type
NFTC-3K-1 4-R	Regular without CAP
NFTC-2K-1 4-S	Sandal Toe without CAP

Foot Shell Ordering Guide

- ▲ = Size in cm (24-30 = Regular, 24-28 = Sandal Toe)
- = Skin Tone (L = Light, M = Medium, D = Dark)
- = Side (R = Right, L = Left)

Spectra® Sock	Size (cm)	Sock Size
NSO-F14-00024-00	24	24cm
NSO-F14-00025-00	25	25cm
NSO-F14-00026-00	26	26cm
NSO-F14-00027-00	27	27cm
NSO-F14-00028-00	28	28cm
NSO-F14-00029-00	29	29cm
NSO-F14-00030-00	30	30cm

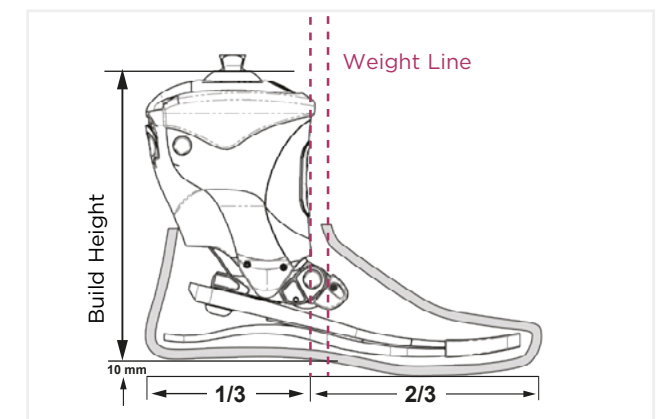
Bumper Kit	Size
NKIT-00-11403-00	24-25cm
NKIT-00-11404-00	26-28cm
NKIT-00-11405-00	29-30cm

Additional Warranty Options

To order a Kinnex 2.0 foot with a five year warranty add the suffix '-5Y' to the end of the part number.

5 year warranty ordering example:

Kinnex 2.0 Foot & 5 Year Warranty, Cat. 5 Size 26 Regular Toe Left **NF14526L-5Y**



Technical Information

Build Height and Weight		
Size (cm)	Build Height (cm)	Foot inc. Shell
24-25	18.4	1432g
26-28	18.6	1494g
29-30	18.6	1553g

The Exalto foot offers excellent energy storage capabilities, crafted to provide a secure and comfortable daily experience for individuals with low to moderate activity levels. With a gradual and seamless rollover, it contributes to boosting patient confidence with each step taken.



*Waterproof note: Following exposure to chlorinated water, rinse immediately with fresh water and dry.

Features and Benefits

- Full length split keel design promotes stability and facilitates a comfortable rolling motion and provides uneven ground compliance
- Optimised lightweight and low profile design
- Patient weight limit up to 166kg

Cosmetics



CAP Solid toe foot shell



Ordering Information

Trial Period - This foot has a 30 day trial period.

Impact Level Descriptions

Low: Daily activities include mostly level ground walking, moving around in the home and the community.

Moderate: Daily activities include up to unlimited walking, climbing stairs and occasional moderate lifting (this does not include running).

Ordering Example - NF13124LL

Part Number	Cat.	Size (22-31)	Shell Colour (L,M,D)	Left/Right
NF13	1	24	L	L

Includes foot shell and Spectra® Sock

Category Selection*

Weight (kg)	Impact Level	
	Low	Mod
44-52	1	1
53-59	1	2
60-68	2	3
69-77	3	4
78-88	4	5
89-100	5	6
101-116	6	7
117-130	7	8
131-147	8	9
148-166	9	-

*Based on experience, it is recommended to increase the resistance for patients whose weight/activity is at the limit of the correspondence table.

Product Specification

Weight Limit (kg)	Impact Level	Sizes (cm)	Warranty
166kg	L M H	22-31	3 years Foot shell - 6 months

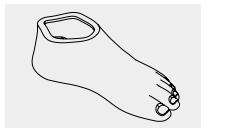
Technical Information

Build Height and Weight

Size (cm)	Build Height (cm)	Foot inc. Shell (g)
22-25	9.8	440
26-28	11	540
29-31	11.8	700

Spare Parts Ordering Information

Part Number	Foot Shell Type
NFTC-3M-0 ▲●■ 4-R	Standard, with CAP



Spare Parts Ordering Guide

- ▲ = Size in cm (22-31)
- = Skin Tone (L = Light, M = Medium, D = Dark)
- = "L" or "R" for Left or Right

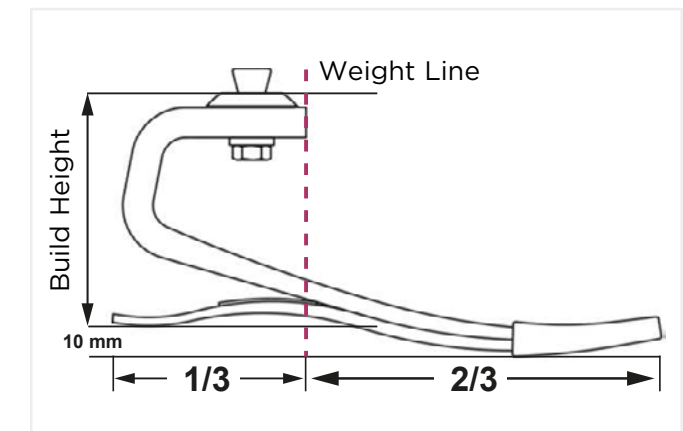
Spectra® Sock

Spectra® Sock	Colour	Size (cm)	Sock Size (cm)
NSO-NPS-20030-00	B	22-25	30
NSO-NPS-20035-00	B	26-28	35
NSO-NPS-20040-00	B	29-30	40

Colours: B = Black

Optional Bumpers (sold separately)

Optional Bumpers (sold separately)	Size (cm)
NKIT-00-1148U-00	Universal



Seattle SACH



The Seattle SACH foot is suitable for new amputees who are likely to ambulate with low to medium-low impact levels (K1). It comes fully assembled with an M10 pyramid and foot bolt as well as with a Lightfoot cosmesis in two colour options.

Features and Benefits

- Easy roll-over
- Lightweight
- Natural looking Lightfoot cosmesis
- Sandal toe
- Available in both light and dark foot cosmeses

Water-resistant*

*Water-resistant: Safe for contact with water and occasional submersion. Rinse immediately with fresh water and dry following exposure to water, particularly salt or chlorinated.

Cosmetics



Light/dark Sandal Toe Footshell

Ordering Information

Trial Period - There is no trial period on this foot.

Impact Level Descriptions

Low: Low speed walking and low intensity activities - no variable cadence.

Part Number	Description	Available Sizes
NSCH110	9.5mm Heel Light, Lightfoot cosmesis	22-29cm
NSCH113	9.5mm Heel Dark, Lightfoot cosmesis	22-29cm

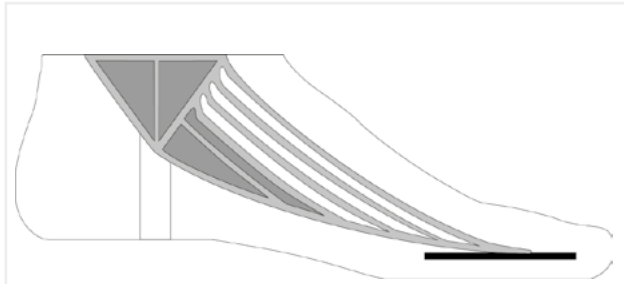
Ordering Example - NSCH110-25L

Part Number	Size	Left/Right
NSCH110	25	L

Product Specification

Build Height and Heel Rise			
Part Number	Size (cm)	Build Height (cm)	Heel Rise (mm)
NSCH110	22-29	8.5	9.5
NSCH113	22-29	8.5	9.5

Weight Limit	Impact Level	Weight of Unit	Sizes (cm)	Build Height (cm)	Warranty
102kg	L M H	549g Size 25cm	22-29	9 Size 25-26 cm	2 years Foot shell - 1 year



Seattle SACH keel view



Seattle Natural



The Seattle Natural foot, with its Delrin Keel, has a slightly more responsive action than the SACH, making it ideal for low to medium-low impact levels, single speed, home ambulators or new amputees (K1-K2). It comes fully assembled with an M10 pyramid and foot bolt as well as a Lightfoot cosmesis, available in two colour options.

Features and Benefits

- Lightweight
- One standard Delrin Keel per foot size
- Propels the user through cadence
- Natural looking Lightfoot cosmesis
- Available in both Light and Dark foot cosmesis
- Sandal toe only

Water-resistant*

*Water-resistant: Safe for contact with water and occasional submersion. Rinse immediately with fresh water and dry following exposure to water, particularly salt or chlorinated.

Cosmetics



Light/dark Sandal Toe Footshell

Ordering Information

Trial Period - There is no trial period on this foot.

Impact Level Descriptions

Low: Low speed walking and low intensity activities - no variable cadence.

Part Number	Description	Available Sizes
NSNF160	9.5mm Heel Light, Lightfoot cosmesis	22-29 cm
NSNF163	9.5mm Heel Dark, Lightfoot cosmesis	22-29 cm

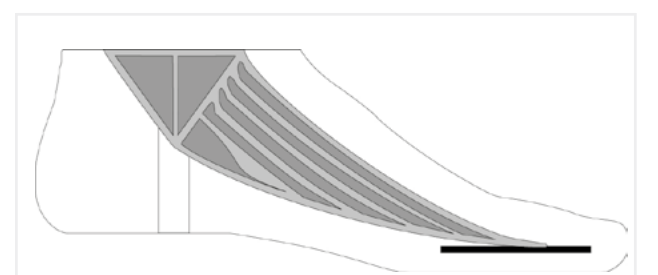
Ordering Example - NSNF160-25L

Part Number	Size	Left/Right
NSNF160	25	L

Product Specification

Build Height and Heel Rise			
Part Number	Size (cm)	Build Height (cm)	Heel Rise (mm)
NSNF160	22-29	8.5	9.5
NSNF163	22-29	8.5	9.5

Weight Limit	Impact Level	Weight of Unit	Sizes (cm)	Build Height (cm)	Warranty
102kg	L M H	448g Size 25cm	22-29	8.5	2 years Foot shell - 1 year



Seattle Natural keel view



The Zumo foot is designed to withstand 205kg, making it ideal for heavier users.

The split composite keel provides increased dynamic response, stability and improved medial/lateral compliance. The removable sandal toe foot shell, which comes in two colours, offers a high quality, natural cosmesis.

Features and Benefits

- Heavy-duty foot withstands up to 205kg of weight
- Durable composite design for low to moderate users
- Pre-assembled with a male pyramid for quick and easy installation
- Split composite keel for increased stability
- Dynamic toe and cushioned heel response
- Removable, lifelike, sandal toe foot shell available in light or dark
- Safe for occasional contact with water, but not intentional, frequent contact or submersion. After contact with salt or chlorinated water, the foot should be rinsed/cleaned

Cosmetics



Light/dark Sandal Toe Footshell



Foot construction with foot shell removed



Ordering Information

Trial Period - There is no trial period on this foot.

Impact Level Descriptions

Low: Low speed walking and low intensity activities - no variable cadence.

Medium: Medium impact activities including light sports.

Part Number	Description	Available Sizes (cm)
NSZM450	9.5mm Heel, Light	25-30
NSZM453	9.5mm Heel, Dark	25-30

Ordering Example - NSZM450-25-L

Part Number	Size	Left/Right
NSZM450	25	L
NSZM453	25	L

Spare Parts Ordering Information

Foot Shell Ordering Example - NSFC19025L

Part Number	Size	Left/Right
NSFC190	25	L

Replacement Foot Shell, Light		
	Part Number	Size (cm)
	NSFC190	25-30

Replacement Foot Shell, Dark		
	Part Number	Size (cm)
	NSFC193	25-30

Product Specification

Weight Limit	Impact Level	Weight	Sizes (cm)	Build Height (cm)	Warranty
205kg		750g Size 25cm	25-30	9 Size 25cm	2 years Foot shell - 6 months

Compatible Components



Heavy Duty Tube Clamp with 30mm Pyramid Receiver

Part Number	Weight Limit (kg)	Man.
NHD-100C-A	227	APC



Light Aluminium Alloy Tube (34mm)

Part Number	Weight Limit (kg)	Man.
NMA28A3/A300	227	SF



Laminating Socket Adapter

Part Number	Weight Limit (kg)	Man.
NMA10A7/T	227	SF

Manufacturer:

APC = American Prosthetic Components

SF= Streifeneder

Additional Parts Ordering Information

For more heavy duty components please refer to page 266.

Seattle Lightfoot with Pyramid



The Seattle Lightfoot comes pre-assembled with a removable pyramid and spacer which is ready to install. This natural looking foot has a low profile build height option and four keel strengths, making it suitable for a wide range of applications.

The Seattle Lightfoot is an ideal foot for a user with a Symes amputation when the pyramid and spacer are removed, and the low profile build height option is selected.

Water-resistant*

*Water-resistant: Safe for contact with water and occasional submersion. Rinse immediately with fresh water and dry following exposure to water, particularly salt or chlorinated.

Features and Benefits

- Low profile selectable keel
- Ideal for the longer residuum
- Appropriate for low, medium and high activity levels
- Natural appearance
- Sandal toe
- Available in both light and dark foot shells

Cosmetics



Light/dark Sandal toe foot shell



Ordering Information

Trial Period - There is no trial period on this foot.

Impact Level Descriptions

Low: Low speed walking and low intensity activities - no variable cadence.

Medium: Medium impact activities including light sports.

Part Number	Description	Available Sizes (cm)
NSLF195	9.5mm Heel, Light	22-30
NSLF198	9.5mm Heel, Dark	22-30

Ordering Example - NSLF195-25L-H6

Part Number	Size	Left / Right	Category
NSLF195	25	L	H6
NSLF198	25	L	H6

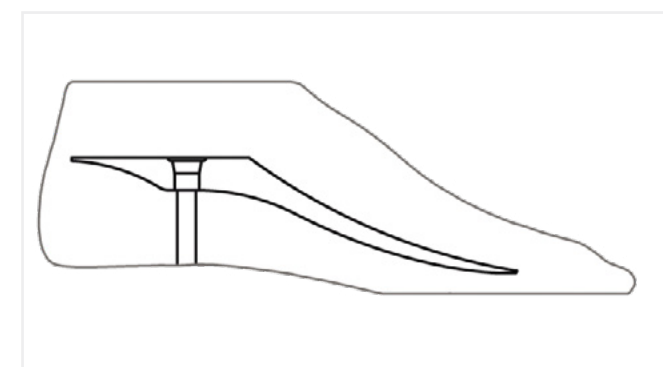
Additional Parts Ordering Information

Symes Nut		
Part Number	Weight Limit (kg)	Weight (g)
NSSY300	136	42



Product Specification

Weight Limit	Impact Level	Weight of Unit	Sizes (cm)	Build Height (cm)	Warranty
136kg	L M H	480g Size 25cm	22-30	9 Size 25cm	2 years Foot shell - 1 year



Seattle Lightfoot keel view

Feet - Trulife - Seattle Lightfoot with Pyramid

Category Selection

To optimise the selection and ensure amputee's safety, follow the steps below to determine the appropriate keel.

1. Locate the column that corresponds with the amputee's impact level.
2. Within the selected column, locate the amputee's weight.
3. Place the relevant **H number** into the part number for ordering.

Note: If the amputee has a long BK, carries heavy loads or will reach a higher impact level within a year, choose the next category higher.

Category Selection		
Cat.	Foot Size (cm)	Low to Medium
		Weight (kg)
H9	24-39	114-136
H8	23-29	91-113
H7	22-29	69-90
H6	22-28	46-68
H5	22-27	<45

Build Height and Heel Rise			
Part Number	Size (cm)	Build Height (cm)	Heel Rise (mm)
NSLF195	22-30	9	9.5
NSLF198	22-30	9	9.5

Seattle Energy



The full-length, split composite keel in the Seattle Energy provides increased dynamic response to the user, improved medial/lateral compliance, additional stability and a cushioned heel.

The Seattle Energy foot is an ideal foot for active users with a Symes amputation when the pyramid and spacer are removed.

Features and Benefits

- Dynamic toe and cushioned heel response
- Full length, split composite keel for increased stability
- Removable, lifelike, sandal toe foot shell
- Pre-assembled with male pyramid for easy installation
- Pyramid and spacer can be removed for Symes patient applications
- Available in both light and dark foot shells
- Safe for occasional contact with water, but not intentional, frequent contact or submersion. After contact with salt or chlorinated water, the foot should be rinsed/cleaned

Cosmetics



Light/dark sandal toe footshell



Foot construction with foot shell removed



Ordering Information

Trial Period - There is no trial period on this foot.

Impact Level Descriptions

Low: Low speed walking and low intensity activities - no variable cadence.

Medium: Medium impact activities including light sports.

Part Number	Description	Available Sizes (cm)
NSEF190	9.5mm Heel, Light	22-30
NSEF193	9.5mm Heel, Dark	22-30

Ordering Example - NSEF190-25-L-2

Part Number	Size	Left / Right	Category
NSEF190	25	L	2

Includes foot shell and Spectra[®] Sock

Additional Parts Ordering Information

Symes Nut			
Part Number	Weight Limit	Weight	
NSSY300	136kg	42g	

Spare Parts Ordering Information

Replacement Foot Shell, Light		
Part Number	Size (cm)	
NSFC190	22-30	

Replacement Foot Shell, Dark		
Part Number	Size (cm)	
NSFC193	22-30	

Foot Shell Ordering Example - NSFC190-22L

Part Number	Size	Left/Right
NSFC190	22	L

Product Specification

Build Height and Heel Rise			
Part Number	Size (cm)	Build Height (cm)	Heel Rise (mm)
NSEF190	22-30	10	9.5
NSEF193	22-30	10	9.5

Feet - Trulife - Seattle Energy

Category Selection

To optimise the selection and ensure amputee's safety, follow the steps below to determine the appropriate keel.

1. Locate the column that corresponds with the amputee's impact level.
2. Within the selected column, locate the amputee's weight.
3. Select the relevant foot length.
4. Place the relevant **category number** into the part number for ordering.

Note: If the amputee has a long BK, carries heavy loads or will reach a higher impact level within a year, choose the next category higher.

Category Selection		
Cat.	Foot Size (cm)	Low to Medium
		Weight (kg)
4	24-30	101-136
3	23-29	81-100
2	22-28	61-80
1	22-27	< 60

Weight Limit	Impact Level	Weight of Unit	Sizes (cm)	Build Height (cm)	Warranty
136kg	L M H	330g Size 25cm (Unit only)	22-30	10	2 years Foot shell - 6 months

To order contact customerservices@steepergroup.com

Seattle Kinetic Light



The Kinetic Light foot has a slightly higher build height than the standard Kinetic and includes a standard, easy-to-access male pyramid adapter. This foot also has a full-length, flexible keel.

Aimed at the moderate K2 activity user, this multi-axial foot can be set up with different ankle bumpers to suit the user's individual requirements, allowing for a soft heel strike, rapid progression to foot-flat and controlled progression to toe-off.

This makes it ideal for both transfemoral and transibial applications, as well as a weight range of 60kg to 160kg.

CES SEA F03: Use this code to read the Kinetic range clinical evaluation summary on the Steeper website.



***Water-resistant:** Safe for contact with water and occasional submersion. Rinse immediately with fresh water and dry following exposure to water, particularly salt or chlorinated.

Features and Benefits

- Multi-axial ankle within the foot shell
- Five exchangeable bumper options through the foot shell using the Kinetic tooling kit
- Excellent foot inversion/eversion and plantar flexion
- Full-length flexible keel
- Integral sandal toe cosmesis in two colour options
- Integral male pyramid
- 160kg weight limit

Cosmetics



Light/dark sandal toe footshell



Ordering Information

Trial Period - There is no trial period on this foot.

Impact Level Descriptions

Low: Low speed walking and low intensity activities - no variable cadence.

Low-Medium: Low impact activities and walking on uneven surfaces.

When ordering the Kinetic Light please use ordering example and category selection chart.

Part Number	Description	Available Sizes (cm)
NSKF100	9.5mm Heel, Light	22-30
NSKF103	9.5mm Heel, Dark	22-30

Ordering Example - NSKF100-25-L-4

Part Number	Size	Left/Right	Category
NSKF100	25	L	4

Spare Parts Ordering Information

Part Number	Description
NSKF-BMP-1	Soft Bumper
NSKF-BMP-2	Medium Bumper
NSKF-BMP-3	Firm Bumper
NSKF-BMP-4	Extra Firm Bumper
NSKF-BMP-5	XX Firm Bumper
NSKF-KIT	Maintenance Tool Kit - (Bumper installation tool)

Product Specification

Build Height and Heel Rise				Weight	
Part Number	Size (cm)	Build Height (cm)	Heel Rise (mm)	Cat 1-2	Cat 3-5
NSKF100	22-30	7.3	9.5	481g	564g
NSKF103	22-30	7.3	9.5	481g	564g

Feet - Trulife - Seattle Kinetic Light

Category Selection Chart:

Bumpers are coded according to Shore Durometer and based on foot size and patient weight. To optimise selection, follow the steps below to determine the appropriate category.

1. Locate the column associated with the amputee's foot size.
2. Locate the row corresponding to the amputee's weight.
3. The area where the column and row intersect lists the appropriate category.

Note: If the amputee has a long BK or carries heavy loads choose the next category higher.

Patient Weight	Foot Size (cm)								
	22	23	24	25	26	27	28	29	30
137-160kg	-	-	-	-	5	5	5	5	5
101-136kg	-	-	4	4	4	4	4	4	4
81-100kg	-	2	3	3	3	3	3	3	-
≤80 kg	1	1	2	2	2	2	2	-	-

Weight Limit	Impact Level	Weight of Unit	Sizes (cm)	Build Height (cm)	Warranty
160kg	L M H	481g Size 25cm	22-30	7.3 Size 25cm	2 years Foot shell - 1 year

Seattle Kinetic Edge



The Kinetic Edge has a lively keel and is ideal for patients on the edge of advancing to a K3 product. This low profile composite keel foot incorporates a conventional male pyramid adapter and has a removable foot shell.

This multi-axial foot, designed for moderate K2 activity users, can be set up with different ankle bumpers to suit user's individual requirements, allowing for a soft heel strike, rapid progression to foot-flat and controlled progression to toe-off.

Ideal for both transfemoral and transibial applications, as well as a wide weight range of under 60kg to 160kg.

CES SEA F03: Use this code to read the Kinetic range clinical evaluation summary on the Steeper website.

Water-resistant*

*Water-resistant: Safe for contact with water and occasional submersion. Rinse immediately with fresh water and dry following exposure to water, particularly salt or chlorinated.



Features and Benefits

- All the benefits of the Kinetic Light with the addition of a removable, sandal toe foot shell and a more lively keel
- Low profile composite keel with multi-axial ankle
- Ideal for patients on the edge of advancing to a K3 product
- Male pyramid attachment
- 160kg weight limit

Cosmetics



Light/dark sandal toe footshell



Foot construction with foot shell removed

Ordering Information

Trial Period - There is no trial period on this foot.

Impact Level Descriptions

Low: Low speed walking and low intensity activities - no variable cadence.

Low-Medium: Low impact activities and walking on uneven surfaces.

When ordering the Kinetic Edge please use ordering example and category selection chart.

Part Number	Description	Available Sizes (cm)
NSKF300	Light	22-30
NSKF303	Dark	22-30

Ordering Example - NSKF300-25-L-4

Part Number	Size	Left/Right	Category
NSKF300	25	L	4

Spare Parts Ordering Information

Part Number	Description
NSKF-BMP-1	Soft Bumper
NSKF-BMP-2	Medium Bumper
NSKF-BMP-3	Firm Bumper
NSKF-BMP-4	Extra Firm Bumper
NSKF-BMP-5	XX Firm Bumper
NSKF-KIT	Maintenance Tool Kit - (Bumper installation tool)

Replacement Foot Shell, Light		
Part Number	Size (cm)	
NSKC300	22-30	

Replacement Foot Shell, Dark		
Part Number	Size (cm)	
NSKC303	22-30	

Foot Shell Ordering Example - NSKC300-22-L

Part Number	Size	Left/Right
NSKC300	22	L

Product Specification

Build Height and Heel Rise			
Part Number	Size (cm)	Build Height (cm)	Heel Rise (mm)
NSKF300	22-30	7	9.5
NSKF303	22-30	7	9.5

Feet - Trulife - Seattle Kinetic Edge

Category Selection Chart:

Bumpers are coded according to Shore Durometer and based on foot size and patient weight. To optimise selection, follow the steps below to determine the appropriate category.

1. Locate the column associated with the amputee's foot size.
2. Locate the row corresponding to the amputee's weight.
3. The area where the column and row intersect lists the appropriate category.

Note: If the amputee has a long BK or carries heavy loads choose the next category higher.

Patient Weight	Foot Size (cm)									
	22	23	24	25	26	27	28	29	30	
137-160 kg	-	-	-	-	5	5	5	5	5	
101-136 kg	-	-	4	4	4	4	4	4	4	
81-100 kg	-	2	3	3	3	3	3	3	-	
≤80 kg	1	1	2	2	2	2	2	-	-	

Weight Limit	Impact Level	Weight of Unit	Sizes (cm)	Build Height (cm)	Warranty
160kg	L M H	590g Size 27cm	22-30	7 Size 27cm	2 years Foot shell - 6 months

To order contact customerservices@steepergroup.com

The Solas foot unifies the benefits of the S-shaped carbon fibre systems from Trulife, providing shock absorption, torsional rotation and controlled but fast plantar flexion, making it ideal for medium to high activity users and particularly good for use on transfemoral prostheses.

The energy stored allows a smooth transition to foot-flat, which is stable thanks to the split keel, and with a good dynamic response, the transition through to toe-off is equally as smooth. It is also surprisingly light for a foot with such a wide range of capabilities.

Features and Benefits

- Smooth rollover and controlled plantar flexion
- Dynamic full length composite keel, split for compliance and stability on uneven surfaces
- Dynamic response
- Optional toe wedges are provided to increase dorsiflexion resistance and mid-stance stability
- Flexible shank provides axial rotation and multiaxial articulation

Cosmetics



Light/dark Sandal Toe Foot shell



Ordering Information

Trial Period - This foot has a 60 day trial period.

Impact Level Descriptions

Low: Low impact activities include walking on uneven surfaces.

Medium: Medium impact activities including light sports.

High: High impact activities such as running and basketball.

Part Number	Description
NSLS490	Solas Foot, Light
NSLS493	Solas Foot, Dark

Ordering Example - NSLS493-22-L-4

Part Number	Size	Left / Right	Category
NSLS493	22	L	1-4

Includes foot shell and Spectra® Sock

Spare Parts Ordering Information

Replacement Foot Shell, Light	
Part Number	Size (cm)
NSFC290	22-30

Replacement Foot Shell, Dark	
Part Number	Size (cm)
NSFC293	22-30

Foot Shell Ordering Example - NSFC290-22-L

Part Number	Size	Left/Right
NSFC290	22	L

Product Specification

Size (cm)	Build Height (cm)	Heel Rise (mm)	Weight Limit
22-30	18.3	9.5	160kg

Impact Level	Weight of Unit	Sizes (cm)	Warranty
L M H	670g Size 26cm	22-30	3 years Foot shell - 6 months

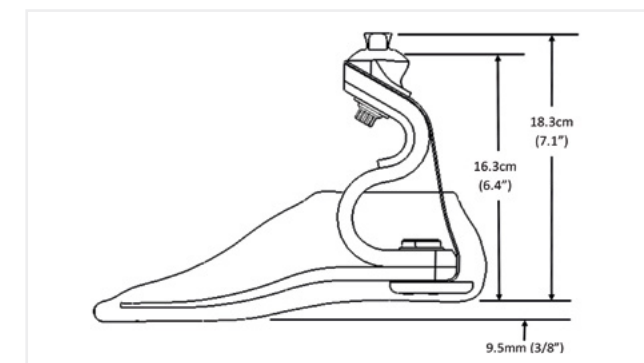
Category Selection

To optimise the selection and ensure amputee's safety, follow the steps below to determine the appropriate keel.

1. Locate the column that corresponds with the amputee's impact level.
2. Within the selected column, locate the amputee's weight.
3. Select the relevant foot length.
4. Place the **relevant number** into the part number for ordering.

Note: If the amputee has a long BK, carries heavy loads or will reach a higher impact level within a year, choose the next category higher.

Category Selection				
Cat.	Foot length (cm)	Low	Medium	High
4	26-30	137-160kg	124-145kg	106-125kg
3	24-30	101-136kg	89-123kg	76-105kg
2	23-29	81-100kg	71-88kg	61-75kg
1	22-28	<80kg	<70kg	<60kg



With its excellent energy return and +/- 17 degrees of inversion and eversion, the Xtend Foot features characteristics comparable to a human foot. Constructed from tough glass fibre, carbon fibre and titanium this foot is ideal for all moderate-high activities including hiking, boating and golfing.

This foot provides a comfortable, natural walking style, even in challenging terrains like downward slopes and stairs. Suitable for users with above or below knee amputation and accommodates patients up to 150kg.

Waterproof*

***Waterproof note:** Following exposure to chlorinated water, rinse immediately with fresh water and dry.

Features and Benefits

- Adapts to uneven surfaces through its lightweight, flexible structure
- +/- 17° of inversion and eversion
- Enables a more natural gait on slopes and inclines
- Strong and effective energy return in every step
- 150kg weight limit
- 3 year warranty (foot shell - 6 months)
- 30 day trial period

Waterproof*

Effective energy return

17° of Inversion and eversion

INTERACTIVE
Lindhe Xtend Foot Configurator

Scan To Configure



Ordering Information

Trial Period - This foot has a 30 day trial period.

Impact Level Descriptions

Low: Daily activities include mostly level ground walking, moving around in the home and the community.

Moderate: Daily activities include up to unlimited walking, climbing stairs and occasional moderate lifting (this does not include running).

Weight Limit (kg)	Foot Size (cm)						
	23	24	25	26	27	28	29
60	NH100-323	NH100-324	-	-	-	-	-
80	NH100-423	NH100-424	NH100-425	NH100-426	NH100-427	NH100-428	NH100-429
100	NH100-523	NH100-524	NH100-525	NH100-526	NH100-527	NH100-528	NH100-529
125	-	-	NH100-625	NH100-626	NH100-627	NH100-628	NH100-629
150	-	-	-	NH100-726	NH100-727	NH100-728	NH100-729

How to Order:

For left or right, add **L** or **R** after the article code, and select footshell colour Caucasian, Brown, Jet Black or Tan (**FC, FB, FJ, or FT**) as a suffix. Example: **NH100-426L-FB**
All foot orders include Spectra Sock and footshell.

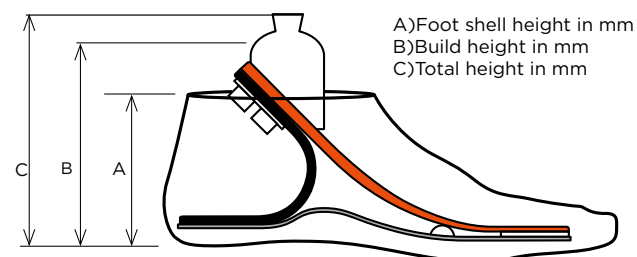
Replacement Foot Shells

For replacement footshells, replace **NH100** prefix with **NX900**. Example: **NX900-426L-FB**
To order please contact our Customer Services Team.

Product Specification

Material	Unit Weight	Weight Limit	Activity Level	Warranty
Glass Fibre, Carbon Fibre and Titanium	695g Size 26cm	150kg	Up to K3	Xtend Foot - 3 Years Foot Shell - 6 Months

Weight Limit (kg)	Foot Size (cm)																				
	23			24			25			26			27			28			29		
	A	B	C	A	B	C	A	B	C	A	B	C	A	B	C	A	B	C	A	B	C
60 kg	81	95	111	82	95	111	-	-	-	-	-	-	-	-	-	-	-	-	-	-	-
80 kg	81	95	111	82	96	112	80	104	120	90	106	122	88	106	122	89	109	125	92	109	125
100 kg	81	96	112	82	97	113	80	105	121	90	106	122	88	107	123	89	110	126	92	111	127
125 kg	-	-	-	-	-	-	80	106	122	90	107	123	88	107	123	89	112	128	92	112	128
150 kg	-	-	-	-	-	-	-	-	-	90	108	124	88	108	124	89	113	129	92	113	129





PROTEOR
PROTEOR QUATTRO™

Knees



 **PROTEOR**



 **ÖSSUR**[®]
LIFE WITHOUT LIMITATIONS



Streifeneder 
ortho production



 **Trulife**



 **college park**
technology for the human race

To order contact customerservices@steepergroup.com

The PROTEOR QUATTRO microprocessor knee is designed to allow users to live their lives with no boundaries. The latest innovation in MPK's, PROTEOR have introduced Hyper Active Real Time (H.A.R.T.) Control Technology which allows for fast and continual adjustments to the control valve diameter, resulting in an extremely responsive custom gait experience.


Waterproof*

*Waterproof note: Suitable for occasional submersion in fresh water only. If exposed to chlorinated or salt water, rinse immediately with fresh water and dry.



Features and Benefits

- Patented Hyper Active Real Time (H.A.R.T.) Control Technology provides a unique personal experience that tracks users individual gait patterns
- An intuitive stance lock is active within a range from 0-70°, offering additional security, comfort and control
- Advanced stumble recovery which determines the appropriate resistance to recover from a stumble more naturally
- The power-off flexion resistance can be manually adjusted to accommodate different user preferences and weights
- Prosthetists will find set up simple using the Gait Lab app to set user parameters and modes. The app also allows for remote data capture and outcome measure reporting giving clinicians an in-depth look of the users QUATTRO journey
- The Freedom Innovations app allows users to adjust and customise 20 modes to suit their lifestyle
- Independent adjustable flexion and extension resistances and ROM/locking making sure the user has full control at all times
- Functionality is integrated into the on-board keypad allowing users to check battery status, manually switch activity modes or set and release flexion lock.
- IP67 rating allows users to fully submerge under 1 metre of fresh water for up to 30 minutes
- QUATTRO allows for seamless transitioning between activities
- Lowest MPK build height for added versatility in foot selection
- Field replaceable knee pad cover allowing for rapid replacement and uninterrupted use



H.A.R.T. Control Technology



Setup & configure using dedicated apps



Battery Booster Kit



Intuitive stance lock

Ordering Information

A trial knee is available for up to 30 days period. To arrange a trial, or place an order, please contact customer.services@steepergroup.com.

Part Number	Description
NQNX0010-6	Pr QUATTRO (Pyramid Adapter)
NQNX0011-6	Pr QUATTRO (Threaded Adapter)
NQNX0010-NHS	Pr QUATTRO (Pyramid Adapter)**
NQNX0011-NHS	Pr QUATTRO (Threaded Adapter)**

All Orders Include Battery Booster Kit x1

**Note: NHS part numbers are only available to order through NHS or Veteran funding.

Note: Please see the following page for QUATTRO Package ordering information.

Spare Parts Ordering Information

Part Number	Description
NQNZ0601	Wall Charger & Adapter
NACC0010	Battery Booster Kit

Technical Information

Amputation Level	Transfemoral, Knee & Hip Disarticulation
Build Height	216mm
Weight	Approx 1655g
IP Rating	IP67
Proximal Connector	Pyramid or M36 Thread
Distal Connector	Pyramid

Swing & Stance	Microprocessor Controlled Hydraulics
Axis	Monocentric
Flexion Angle	135°
Maximum Patient Weight	136kg
Activity Level	K2 - K4
Warranty	NHS/Veterans - 5 Years Private - 6 Years

Servicing

Minimal servicing is required for QUATTRO, with no servicing needed until 36 months, a further service is required at 54 months for those with a 6 year warranty. The extended manufacturers warranty includes service and maintenance inspections as well as a loaner unit while this is underway.

For further warranty and servicing information please contact customer services.

Clinician & User Apps

Dedicated User & Clinician Apps, used for set-up, configure and data reporting, available to download now.

GAITLAB

Freedom Innovations

PROTEOR QUATTRO Package - Order Form

Included in the package:

- PROTEOR QUATTRO knee, including 5 or 6 year warranty* & the following accessories:
 - Wall Charger & Adapter
 - Battery Booster Kit
 - 1x foot: Exalto, Dynadapt, Highlander or Sierra
 - Set of adapters

*Warranty Period - NHS/Veteran = 5 Year Warranty Private = 6 Year Warranty

How to order a PROTEOR QUATTRO trial kit

Step 1.	Step 2.	Step 3.	Step 4 - Successful Trial Only
Submit a completed order form to customerservices@steepergroup.com Ensure a 'required by date' is highlighted if needed.	When the order form has been received, this will generate an order for a 30 day trial period for the QUATTRO MPK Package. You will not be charged or invoiced at this stage.	Following a successful trial, call Customer Services on 0870 240 4133 to obtain a RA number and return the full contents of the Trial QUATTRO knee box only . If the trial was unsuccessful, call Customer Services on 0870 240 4133 to obtain a RA number and return the full contents of the Trial QUATTRO knee box, Foot and Adapters .	After contacting Customer Services with your PO, the order will be finalised, delivered, and invoiced. Customer Services will confirm its estimated time of arrival.

N.B. If you do not require a trial and would like to place a definitive order, please submit this form, a purchase order using the QUATTRO part number and tick this box:

Patient Information:

Name: _____ Age: _____

Date knee is required for: _____ Weight (kg) : _____ Amputation Level (TF, KD, HD...): _____

Left: _____ Right: _____ Size (22-31cm): _____ Impact level**: Low: _____ Moderate: _____ High: _____ Bi-lateral _____

Notes: _____

Prosthetist: _____ Branch / Contractor: _____

**see opposite for impact level descriptions)

Adapters

The following adapters are included within the PROTEOR QUATTRO MPK package. Please select either Set A or Set B, for alternative adapters please place a separate order.

Set A (Formerly known as Set 1)

Description	Part Number	Weight Rating	Material
Tube Clamp, 30mm, Female Pyramid	NACC-00-12500-00	136kg	Titanium
Tube w/Titanium Female Pyramid, 30mm x 400mm	NACC-00-12800-00	136kg	Titanium
Pyramid, 4 Hole, Female	NACC-00-13200-00	136kg	Titanium

Set B (Formerly known as Set 2)

Description	Part Number	Weight Rating	Material
Tube Clamp, 30mm, Female Pyramid	NACC-00-12500-00	136kg	Titanium
Tube w/Titanium Female Pyramid, 30mm x 400mm	NACC-00-12800-00	136kg	Titanium
Base, 3 Prong, Rotating Pyramid	NACC-00-13800-00	136kg	Stainless Steel
Pyramid, Rotating, Female	NACC-00-14000-00	136kg	Titanium

Foot Selection - select one foot

Exalto (E)



Available in sizes 22-31

Dynadapt (D)



Available in sizes 23-30

Highlander (H)



Available in sizes 23-30

Sierra (S)



Available in sizes 23-30

Category Selection

Weight (kg)	Impact Level		
	Low	Mod	High
44-52	1	1	2
53-59	1	2	3
60-68	2	3	4
69-77	3	4	5
78-88	4	5	6
89-100	5	6	7
101-116	6	7	8
117-130	7	8	9
131-147	8	9	-
148-166	9	-	-

Impact Level Descriptions

Low: Daily activities include mostly ground-level walking, moving around in the home and the community.

Moderate: Daily activities include up to unlimited walking, climbing stairs and occasional moderate lifting (this does not include running).

High: Daily activities include fast walking, jogging, running, lifting heavy objects and/or recreational sports.

Size (cm)

22 23 24 25 26 27 28 29 30 31 Left: _____ Right: _____

Stiffness Category

1 2 3 4 5 6 7 8 9 Regular Toe: _____ Sandal Toe: _____

Skin Tone

Skin tone: Light: _____ Medium: _____ Dark: _____

*Sandal toe available in sizes 22-28 for Dynadapt, Highlander & Sierra Feet. Sandal toe is not available for the Exalto foot.

PROTEOR QUATTRO Warranty & Servicing

NHS/Veteran 5 years Private 6 years Minimal servicing is required for QUATTRO, with no servicing needed until 36 months. For further warranty and servicing information please contact customer services.

QUATTRO Package

Please complete the form above, use the fields to specify your package part number and enter into the text box below:

Ordering Example - NQNX0010-NHS-EB

Part ID	Connection	Funding [†]	Foot Selection	Component Set
NQNX00				
Pyramid	10	NHS/Vet NHS	Exalto E	Set A A
Threaded	11	Private 6	Dynadapt D	Set B B
			Highlander H	
			Sierra S	

[†]Note: NHS part numbers/ NHS Packages are only available to order through NHS or Veteran funding.



To establish a more natural experience of mobility, the Freedom Innovations team at PROTEOR examined biological norms and developed the Plié 3 knee with a microprocessor controlled swing and stance.

The Plié 3 is the most responsive MPC knee ever developed, thanks to its combination of high-performance processing capabilities and a cutting-edge hydraulic system.



***Waterproof note:** Suitable for occasional submersion in fresh water only. If exposed to chlorinated or salt water, rinse immediately with fresh water and dry.



Standard Black Designer Fairing

Features and Benefits

- Independent adjustment of flexion, extension and stance yield
- Sampling at 1000 Hz with a spool valve response time of 10 milliseconds, the Plié 3 responds 10 to 20 times more rapidly than other MPC knees
- Unique design controls both stance and swing phases, and the transition between them
- Rapid gait response through the combination of the hydraulic control and the microprocessor control logic, allowing the knee to react much faster than other MPC knees
- Advanced, customisable stumble recovery
- Cadence report to assist with outcome measures
- Selection of 10 designer fairings
- Transferable settings - save and reinstall settings into another unit e.g. when refitting after servicing
- Water and particle-proof to IP67*

Plié 3 Packages

- Plié 3 package includes a 5 year warranty, choice of one foot (Kinterra, Sierra, Highlander, Agilix, Pacifica LP or DynAdapt), a set of adapters and a preferred designer fairing.

Designer Fairings



Clinical Application

The Plié 3 is suitable for any K3 transfemoral prosthesis user who has adequate hip flexion and extension strength, is capable of walking a limb with a free knee, and would benefit from a unit that provides:

- A high degree of safety, by means of a stumble recovery system
- A customisable recovery system that will maintain safety over a range of activities
- The opportunity to walk at variable cadence over surfaces such as sand, pebbles and through grass
- Protection from dust, silt, powder and moisture, either in the work place or when pursuing a leisure activity
- Continuous function even when occasionally totally submersed
- The ability to walk backwards, or traverse sideways
- For high K3 or K4 users, the opportunity to jog, or participate in a sport where change of pace or direction is required

Please see the order form overleaf for further information on impact levels for compatible feet.

Ordering Information

Trial Period - this knee has a 30 day trial period.

Part Number	Description
-------------	-------------

KIT-PLIEMPK Plié 3 Kit which includes a 5 year warranty, preferred designer fairing and a choice of one foot - Kinterra, Sierra, Highlander, Agilix, Pacifica LP or DynAdapt.

Please see overleaf to order the Plié 3 MPK package via the order form.

The Plié 3 knee comes with its own carrying case, user instructions, and the following accessories:

- Wireless USB adapter
- Lithium-ion batteries x2
- Software CD
- Battery charger
- Air pump with hose adapter
- Smooth hose adapter for air pump

Product Specification

Weight Limit*	Impact Level	Build Height	Weight of Unit	Warranty
125kg	Low / Moderate	23.5cm Pyramid	1235g	5 years
100kg	High	22.3cm Threaded		

Designer Fairings

Ordering Information

Part Number	Description
-------------	-------------

NKS3-DF-BBLUE-00	Blazing Blue
NKS3-DF-COPPR-00	Captivating Copper
NKS3-DF-METAL-00	Tech Metal
NKS3-DF-PPINK-00	Pink Passion
NKS3-DF-PROUD-00	Proud Marines
NKS3-DF-BLACK-00	Standard Black
NKS3-DF-PWHITE-00	Pearl White
NKS3-DF-RARED-00	Radical Red
NKS3-DF-CAMO1-00	Forest Camo
NKS3-DF-FLAME-00	Fabulous Flames
NKS3-DF-FLAGS-00	The Patriot

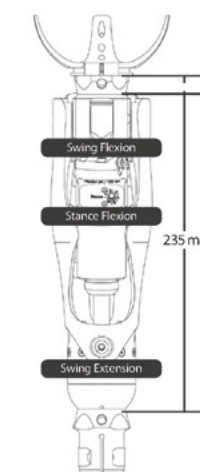
Spare Parts Ordering Information

Part Number	Description
-------------	-------------

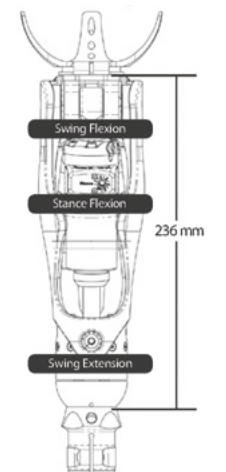
NKS1-00-BATT2-00	Lithium Ion Battery
NKS1-00-BLUE1-00	Bluetooth Dongle
NKS1-00-AIRP1-00	Air Pump with Hose Adapter
NKS1-00-VALV1-00	Smooth Hose Adapter for Air Pump
NKS1-00-SFTW2-00	Software CD V6
NKS2-00-COVLF-00	Cosmetic Cover - Left
NKS2-00-COVRG-00	Cosmetic Cover - Right
NKS1-00-BCAP1-00	Battery Cap, Replacement
NKS1-00-RING1-00	O-rings (set of 5)

Technical Information

Pyramid Adapter
Max. knee flexion angle: 125°



Threaded Adapter
Max. knee flexion angle: 117°



Plié® 3 Package - Order Form

Included in the package:

- Plié® 3 knee, including 5 year warranty & the following accessories:
 - Wireless USB adapter
 - Lithium-ion battery case
 - Lithium-ion battery x2
 - Battery charger
 - Air pump with hose adapter
 - Smooth hose adapter for air pump
- Preferred designer fairing
- 1x foot - Kinterra 3.0, Sierra, Highlander, Agilix, Pacifica LP or DynAdapt
- Set of adapters

How to order a Plié trial kit

Step 1	Step 2	Step 3	Step 4 - Successful Trial Only
Submit a completed order form to customerservices@steepergroup.com .	When the PO and patient form has been received, this will generate an order for a 30 day trial period for the KIT-PLIEMPK. You will not be charged or invoiced at this stage.	Following a successful trial, call Customer Services on 0870 240 4133 to obtain a RTA number and return the demo Plié 3 knee only. If the trial was unsuccessful, call Customer Services on 0870 240 4133 to obtain a RTA number and return the full kit.	After contacting Customer Services your order will then be finalised. The definitive Plié 3 knee and the preferred designer fairing stated on this form will be delivered and invoiced.

N.B. If you do not require a trial and would like to place a definitive order, please submit this form, a purchase order using the part number **KIT-PLIEMPK**, and tick this box: If only a foot is required: If only a knee is required:

Patient Information:

Name: _____ Age: _____

Date knee is required for: _____

Weight (kg) : _____ Height: _____ Skin tone: Caucasian: _____ Mid Brown: _____ Brown: _____

Amputation Level (TF, TT, KD, HD...): _____ Left: _____ Right: _____ Size (22-31cm): _____ Bi-lateral: _____

Impact level (see opposite for impact level descriptions): _____ Low: _____ Moderate: _____ High: _____

Notes: _____

Prosthetist: _____ Branch / Contractor: _____

Plié 3 Knee Pyramid Adapter: Threaded Adapter:

Designer Fairings

Please select the preferred designer fairing. This will be supplied on the definitive Plié 3 knee upon completion of a successful evaluation and will not be shipped with the demonstration unit. The demonstration unit will be supplied in Standard Black.



Adapters

The following adapters are included within the MPK package. Please select Set 1 or Set 2, for alternative adapters please place a separate order.

Set 1

Description	Part Number	Weight Rating	Material
Tube Clamp, 30mm, Female Pyramid	NACC-00-12500-00	136kg	Titanium
Tube w/Titanium Female Pyramid, 30mm x 400mm	NACC-00-12800-00	136kg	Titanium
Pyramid, 4 Hole, Female	NACC-00-13200-00	136kg	Titanium

Set 2

Description	Part Number	Weight Rating	Material
Tube Clamp, 30mm, Female Pyramid	NACC-00-12500-00	136kg	Titanium
Tube w/Titanium Female Pyramid, 30mm x 400mm	NACC-00-12800-00	136kg	Titanium
Base, 3 Prong, Rotating Pyramid	NACC-00-13800-00	136kg	Stainless Steel
Pyramid, Rotating, Female	NACC-00-14000-00	136kg	Titanium

Foot Selection - select one foot



Category Selection: Kinterra			Category Selection - Sierra, Highlander, Agilix, Pacifica LP or DynAdapt			
Weight (kg)	Impact Level		Weight (kg)	Impact Level		
	Low	Mod		Low	Mod	High
44-52	1	1	44-52	1	1	2
53-59	1	2	53-59	1	2	3
60-68	2	3	60-68	2	3	4
69-77	3	4	69-77	3	4	5
78-88	4	5	78-88	4	5	6
89-100	5	6	89-100	5	6	7
101-116	6	7	101-116	6	7	8
117-125	7	-	117-130	7	8	9
			131-147	8	9	-
Left:	Right:		148-166	9	-	-

Side

Regular Toe: Sandal Toe:

Size (cm)

22	23	24	25	26	27	28	29	30	31
----	----	----	----	----	----	----	----	----	----

Stiffness Category

1	2	3	4	5	6	7	8	9
---	---	---	---	---	---	---	---	---

¹Sandal toe available in sizes 22-28 for Kinterra, Sierra, Highlander, Agilix, Pacifica LP & DynAdapt Feet.

Impact Level Descriptions

Low: Daily activities include mostly ground-level walking, moving around in the home and the community.

Moderate: Daily activities include up to unlimited walking, climbing stairs and occasional moderate lifting (this does not include running).

High: Daily activities include fast walking, jogging, running, lifting heavy objects and/or recreational sports.

Plié 3 Warranty

5 years

The extended warranty on the Plié 3 from 3 to 5 years is automatically included within the MPK package. Please note, the Plié 3 knee must be returned for annual servicing to maintain the warranty. A loaner unit will be provided during this time.

For warranty terms on all other items, please refer to the Extended Warranty - KIT-PLIEMPK information.

Overview of Knees

Knee Joints				
Group	Name	Performance of the swing phase of gait	Maximum body weight	Mobility class
Mechanical	NOFM2	Approx. 2km/h	125kg	1, 2
	NOFM1 / KFM1	Approx. 3km/h	136kg	1, 2
Pneumatic	NOP2	Approx. 4km/h	125kg	2, (3)
	NOP4	Approx. 4km/h	100kg	2, (3)
	NOP5 / NKP5	Approx. 4km/h	125kg	2, (3)
	NOHP3	Approx. 4km/h	125kg	(2), 3
	NOPASO/NKPASO	Auto adaptive - 2-7km/h*	136kg	(2) 3, 4

*If the patient is capable of achieving above 7km/h, the knee is capable of allowing them to do so, but it is the responsibility of the prosthetist to ensure that the patient is safe to do so.

Part Number Descriptions

The names of the Össur knee joints are explained as follows:
Steeper add an N prefix to the Össur number, to create a product code unique to them.

The second letter describes the amputation level, e.g.:	The third letter describes the function, e.g.:	The number for the version number, e.g.:
NOP4 = Transfemoral (pyramid adapter)	NOFM1 = Mechanical and locking	NOP4 = Pneumatic above knee (O) joint version 4
	NOP4 = Pneumatic	
	NOHP3 = High-performance pneumatic	

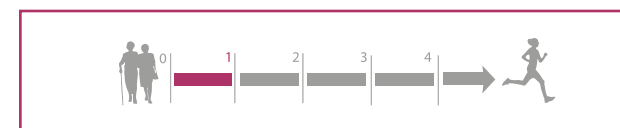


Mobility Classes 1 to 4

1 Indoor walkers

The patient has the ability or the potential to use a prosthesis to move from place to place or to walk at a low speed on a flat surface. The walking time and walking distance are both strictly limited by their condition.

Treatment objective:
To restore the patient's ability to stand and enable them to walk around in the home.

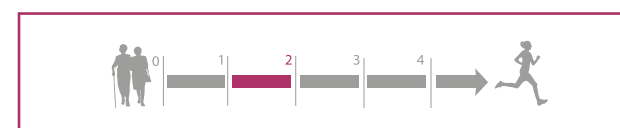


2 Restricted outdoor walkers

The patient has the ability or the potential to walk at low speed with a prosthesis and to overcome minor obstacles such as kerbs, single steps or uneven ground.

The walking time and the walking distance are both limited by their condition.

Treatment objective:
To restore the patient's ability to stand and enable them to walk around in the home and the immediate vicinity.

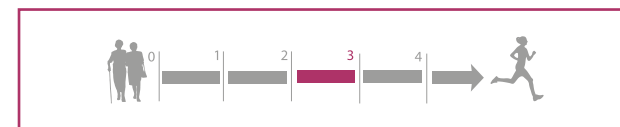


3 Unrestricted outdoor walkers

The patient has the ability or the potential to use a prosthesis to walk at moderate to high and also variable speeds, and to overcome most obstacles. He/She is also able to move around on open ground and can carry out occupational, therapeutic and other activities that do not exert undue mechanical stresses on the prosthesis.

The user may have an additional need for safety due to secondary circumstances (additional handicap, special living conditions) in connection with moderate to high mobility demands. The walking time and the walking distance are both marginally limited compared with healthy individuals.

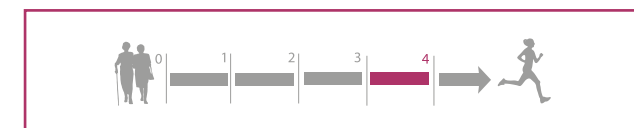
Treatment objective:
To restore the patient's ability to stand and enable them to walk around unhindered at home and, with minor restrictions only, outside.



4 Unrestricted outdoor walkers with particularly high demands

The patient has the ability or potential to use a prosthesis for walking as well as the unrestricted outside walker. In addition, high impact stresses may occur, for example, as a result of high body weight. The walking time and walking distance are both unlimited.

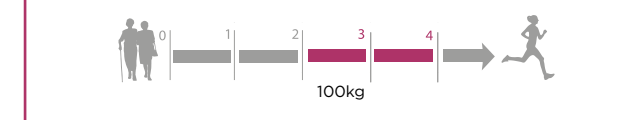
Treatment objective:
To restore the patient's ability to stand and enable them to walk around unhindered at home and with unlimited walking and mobility outside.



Maximum Body Weight

In addition to the mobility classes, we will also define the maximum permissible body weight in the product pages, which is based on the user's weight and bearing load.

Please note: The product with the lowest given weight class determines the maximum permissible body weight.




The Össur NOFM2 is a small, lightweight monocentric unit that can be used as a free knee with weight-activated stance stability, but also comes complete with a lock mechanism and thigh release, making it a very versatile unit.

In position 1, the knee will lock automatically when extended. For position 2, lifting the lever up to the first stop position unlocks the knee, then upon release, the knee will automatically lock again on extension.

CES OSS K02: Use this code to read the NOFM2 clinical evaluation summary on the Steeper website.

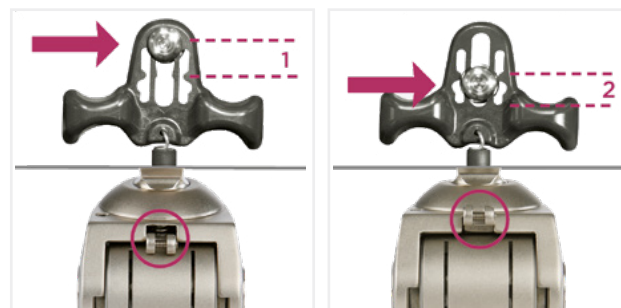
Features and Benefits

- Compact and lightweight
- Monocentric construction with finely adjustable stance stability brake to suit the patient's weight or to match the patient's gait
- Angular alignment adjustment
- Smooth transition into swing phase, with integrated extension spring adjustable to suit individual requirements
- Easily converted to SAKL or HOKL with positive locking action
- Unique, dual-function lock lever



Weight activated brake: The weight activated brake is adjusted in two ways: to suit the patient's weight and to match the patient's gait, allowing a smooth transition into swing phase.

Integrated extension spring: The integrated extension assist spring is adjustable to suit individual requirements.



Dual function lock lever:

Position 1: Knee locked. With the lever in this position, the knee will lock automatically when extended.

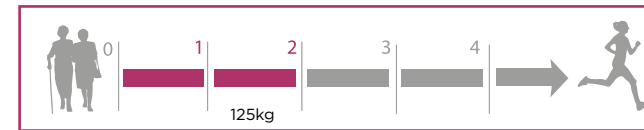
Position 2: Knee unlocked. Lifting the lever up to the first stop position will unlock the knee, then on releasing the lever the knee will automatically lock again on extension. Lifting the lever so that it clicks past the first stop position will hold the knee in an unlocked position, until the patient chooses to click it down again. It will then automatically lock on extension.



Ordering Information


Trial Period - There is no trial period on this knee.

Mobility Class and Weight Limit



Part Number	Description
NOFM2	Mechanical, load-dependent safety knee joint with locking option

Spare Parts Ordering Information



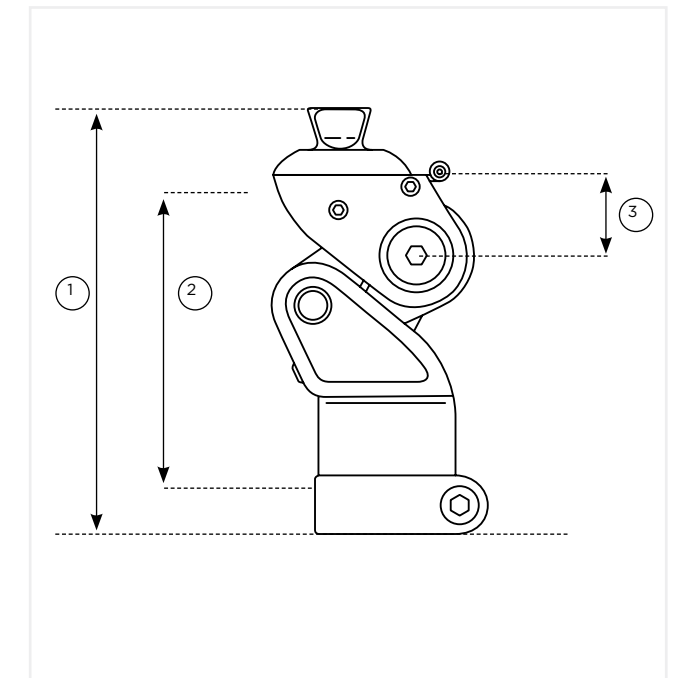
Lever Locking Kit
NM721223



Spare Knee Cover
N1970761

Technical Information

Material	Aluminium
Amputation Level	Transfemoral
Total Fitted Height (1)	Approx 115mm
Effective Module Height (2)	Approx 63mm
Fitted Height (3)	Approx 23mm
Weight	Approx 495g
Proximal Connector	Pyramid
Distal Connector	Integral 30mm tube receiver
Swing Phase	Integrated extension spring
Stance Phase	Optional locking or load-dependent brake system
Axes	Monocentric
Flexion Angle without Socket	Approx 145°
Maximum Patient Weight	125kg
Mobility Class	1, 2
Warranty	3 years



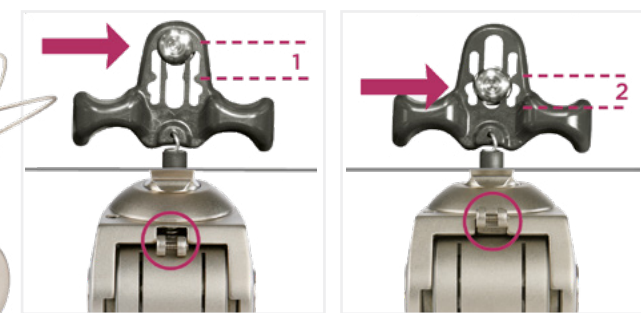

NOFM1 / NKFM1

The Össur NOFM1 is a small polycentric unit with a lock mechanism and thigh release that can be used as a free knee with geometric stance stability. The versatile NOFM1 is supplied with a male pyramid adapter to allow angular adjustment and the NKFM1 comes with a laminating adapter, complete with adjustable alignment discs, making it ideal for users with very long residual limbs.

CES OSS K01: Use this code to read the NOFM1/NKFM1 clinical evaluation summary on the Steeper website.

Features and Benefits

- Compact and lightweight
- Polycentric construction provides improved ground clearance in swing phase
- Integrated extension assist
- Easily converted to SAKL or HOKL with positive locking action
- Unlimited rotation and 5mm of shift in any direction are possible with either version, as is 10° of angular adjustment, this being achieved on the NKFM1 by means of a pair of wedge shaped rotatable discs
- Adjustable friction damping allows significant control of the swing phase, making it easy to minimise any terminal impact



Position 1: Knee locked. With the lever in this position, the knee will lock automatically when extended.

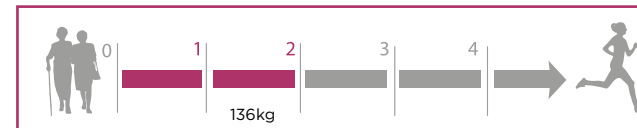
Position 2: Knee unlocked. Lifting the lever up to the first stop position will unlock the knee, then on releasing the lever the knee will automatically lock again on extension. Lifting the lever so that it clicks past the first stop position will hold the knee in an unlocked position, until the patient chooses to click it down again. It will then automatically lock on extension.



Ordering Information

Trial Period - There is no trial period on this knee.

Mobility Class and Weight Limit



Part Number	Description
NOFM1	Polycentric mechanical manual lock knee joint. Pyramid adapter
NKFM1	Polycentric mechanical manual lock knee joint. Laminating adapter

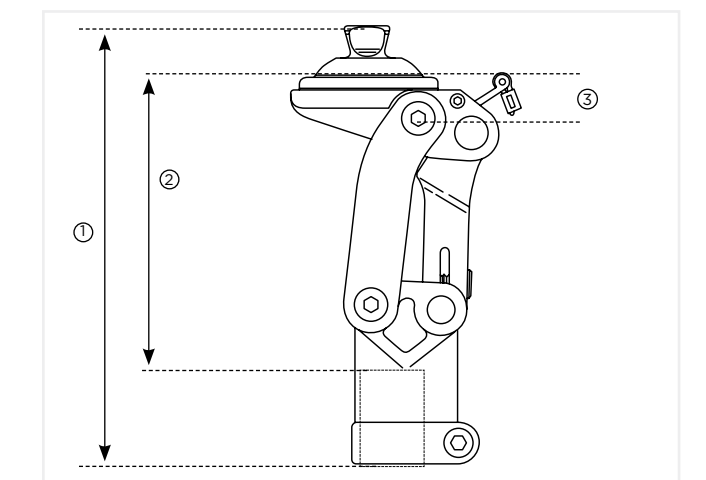
Technical Information

	NOFM1	NKFM1
Material	Aluminium	Aluminium
Amputation Level	Transfemoral	Knee disarticulation, transfemoral
Total Fitted Height (1)	Approx 159mm	Approx 151mm
Effective Module Height (2)	Approx 107mm	Approx 116mm
Fitted Height (3)	Approx 18mm	Approx 27mm
Weight	Approx 640g	Approx 600g
Ground Clearance	Approx 1.3cm	Approx 1.3cm
Distal Connector	Integral 30mm tube receiver	Integral 30mm tube receiver
Swing Phase	Integrated extension spring	Integrated extension spring
Stance Phase	Optional locking, axial geometry	Optional locking, axial geometry
Axes	Polycentric	Polycentric
Flexion Angle without Socket	Approx 150°	Approx 150°
Maximum Patient Weight	136kg	136kg
Mobility Class	1, 2	1, 2
Warranty	3 years	3 years

Knees - Össur® - NOFM1 / NKFM1

Spare Part Ordering Information

	Lever Locking Kit NM721222
	Threaded Adapter N1633121
	Pyramid Adapter Kit N1970863
	Laminating Adapter Kit N1970862
	Spare Knee Cover N1970760



This lightweight, polycentric knee has a pneumatic cylinder that provides a smooth swing phase control. It is compact and slim, making it an ideal option for children who have outgrown paediatric knee units or adults who require a slim cosmesis. When flexed, the knee's design still allows a neat and shapely cosmesis to be produced.

Further features include adjustable geometry. This allows the knee's geometric stability to be increased or decreased, dependant upon the patient's ability. This makes it particularly suitable wherever there is a need to readily change the way the unit transitions from stance to swing phase, whilst still providing positive stance stability, such as on a hip disarticulation prosthesis.

Features and Benefits


- Pneumatic swing phase control - the independent adjustment of the flexion and extension valves, allows the swing phase to be easily set up to meet the individual needs of the user. On extension, the knee geometry automatically provides stance stability
- Adjustable stance phase geometry can be easily adjusted to provide the transition from stance to swing that most suits the user's requirements
- Polycentric joint construction provides improved ground clearance at mid swing, reducing the risk of catching the toe and stumbling
- Lightweight and robust
- Compact and slim
- High stance phase stability
- High flexion angle at 160°



Adjustable stance geometry



Pneumatic swing phase control



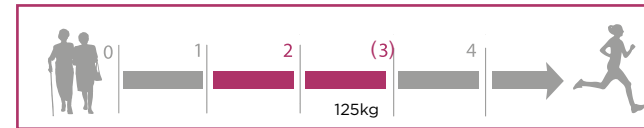
High knee flexion angle 160°



Ordering Information

Trial Period - There is no trial period on this knee.

Mobility Class and Weight Limit



Part Number	Description
NOP2	Pneumatic, load dependent polycentric safety knee joint

Technical Information

Material	Aluminium
Amputation Level	Transfemoral
Total Fitted Height (1)	Approx 195mm
Effective Module Height (2)	Approx 160mm
Fitted Height (3)	Approx 18mm
Weight	Approx 650g
Ground Clearance	Approx 1.3cm
Proximal Connector	Pyramid
Distal Connector	Integral 30mm tube receiver
Swing Phase	Pneumatic
Stance Phase	Adjustable stance geometry
Axes	Polycentric
Flexion Angle without Socket	Approx 160°
Maximum Patient Weight	125kg
Mobility Class	2, (3)
Warranty	3 years



The Össur NOP4 is a slim and lightweight monocentric knee unit, which has a weight activated stance control mechanism, with pneumatic swing phase control.

This popular design can be easily adjusted to allow a very positive brake, while maintaining a smooth transition into swing.

Features and Benefits

- Compact and lightweight
- Monocentric construction with finely adjustable stance stability brake
- Angular alignment adjustment
- Smooth transition into a controlled adjustable swing phase
- Pneumatic swing phase with independent adjustment of flexion and extension, allowing the unit to be set up to suit a range of individual walking speeds
- High knee flexion angle of 145°

Ordering Information

Trial Period - There is no trial period on this knee.

Mobility Class and Weight Limit



Part Number	Description
NOP4	Pneumatic, monocentric knee with weight activated brake.


Spare Parts Ordering Information



Spare Knee Cover
N1970762



Weight activated brake



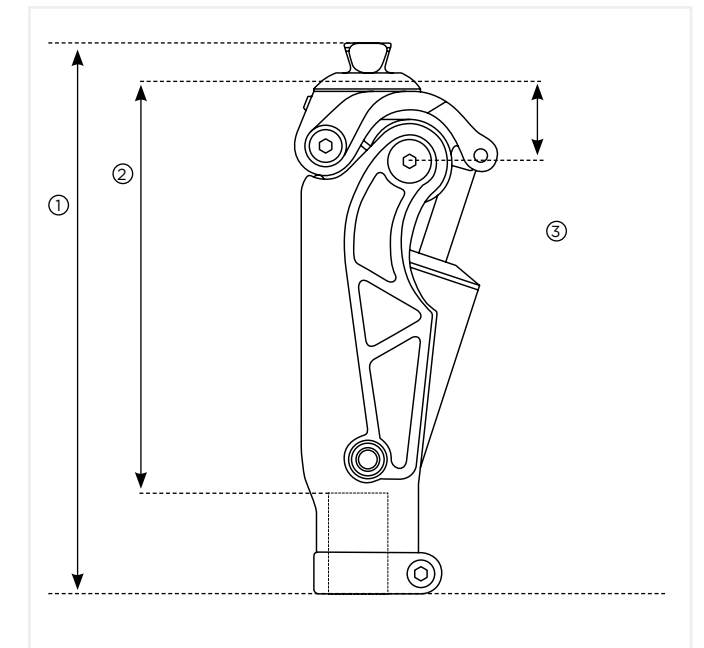
High knee flexion angle 145°



Pneumatic swing phase control

Technical Information

Material	Aluminium
Amputation Level	Transfemoral
Total Fitted Height (1)	Approx 198mm
Effective Module Height (2)	Approx 146mm
Fitted Height (3)	Approx 26mm
Weight	Approx 680g
Proximal Connector	Pyramid
Distal Connector	Integral 30mm tube receiver
Swing Phase	Pneumatic
Stance Phase	Load-dependent brake system
Axes	Monocentric
Flexion Angle without Socket	Approx 145°
Maximum Patient Weight	100kg
Mobility Class	2, (3)
Warranty	3 years



NOP5 / NKP5

The polycentric construction of the NOP5/ NKP5 provides good stance stability, thanks to its geometry, as well as a smooth pneumatically controlled swing phase, with independent flexion and extension adjustments. A male pyramid adapter is included with the NOP5 to allow for angular adjustments. The NKP5 comes with a laminating adapter and adjustable alignment discs, making it ideal for patients with very long residual limbs.

CES OSS K07: Use this code to read the NOP5/ NKP5 clinical evaluation summary on the Steeper website.

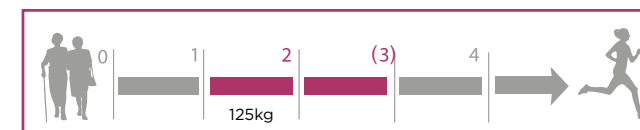
Features and Benefits

- Polycentric construction provides improved ground clearance in swing phase
- Smooth transition into a controlled adjustable swing phase
- Pneumatic swing phase with independent adjustment of flexion and extension
- Integral extension assist spring and needle roller bearings
- Adapter allows unlimited rotation and 5mm of shift in any direction with either version, as is 10° of angular adjustment (achieved on the NKP5 by means of a pair of wedge-shaped rotatable discs)
- High knee flexion angle 145° allows more freedom of movement and wearing comfort

Ordering Information

Trial Period - There is no trial period on this knee.




Mobility Class and Weight Limit



Part Number	Description
NOP5	Polycentric pneumatic knee joint with pyramid adapter
NKP5	Polycentric pneumatic knee joint with laminating adapter

Knees - Össur® - NOP5 / NKP5

Spare Parts Ordering Information


	Threaded Adapter N1633121
	Pyramid Adapter Kit N1970863
	Laminating Adapter Kit N1970862

NOP5



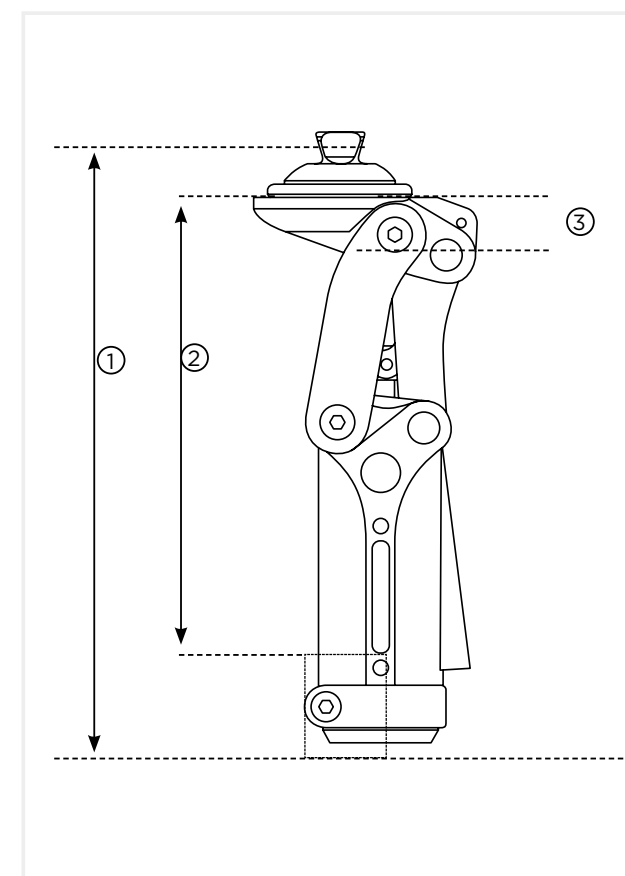
NKP5



	
Unlimited rotation and 5mm of shift	High knee flexion angle 145°
	
Pneumatic swing phase control	Integrated extension spring: The integrated extension assist spring is adjustable to suit individual requirements.

Technical Information

	NOP5	NKP5
Material	Aluminium	Aluminium
Amputation Level	Transfemoral	Knee disarticulation, transfemoral
Total Fitted Height (1)	Approx 195mm	Approx 200mm
Effective Module Height (2)	Approx 160mm	Approx 165mm
Fitted Height (3)	Approx 18mm	Approx 23mm
Weight	Approx 770g	Approx 785g
Ground Clearance	Approx 1.3cm	Approx 1.3cm
Distal Connector	Integral 30mm tube receiver	Integral 30mm tube receiver
Swing Phase	Pneumatic	Pneumatic
Stance Phase	Stable stance geometry	Stable stance geometry
Axes	Polycentric	Polycentric
Flexion Angle without Socket	Approx 145°	Approx 145°
Maximum Patient Weight	125kg	125kg
Mobility Class	2, (3)	2, (3)
Warranty	3 years	3 years



Knees 3

Knees 3

The NOHP3 polycentric knee provides a high degree of geometric stance stability and a smooth pneumatically controlled swing phase thanks to its long side links. Patients in Mobility Class 3 can benefit from the High Performance cylinder, which has independent flexion and extension adjustments.


CES OSS K03: Use this code to read the NOHP3 clinical evaluation summary on the Steeper website.

Features and Benefits

- Polycentric construction provides improved ground clearance in swing phase
- Transition into swing phase adjustable by means of stance wedges
- Pneumatic cylinder with independent flexion and extension adjustments
- Unlimited rotation and 5mm of shift in any direction are possible



Unlimited rotation and 5mm of shift



High knee flexion angle 150°

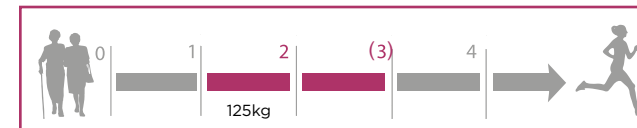


Pneumatic swing phase control

Ordering Information

Trial Period - There is no trial period on this knee.

Mobility Class & Weight Limit



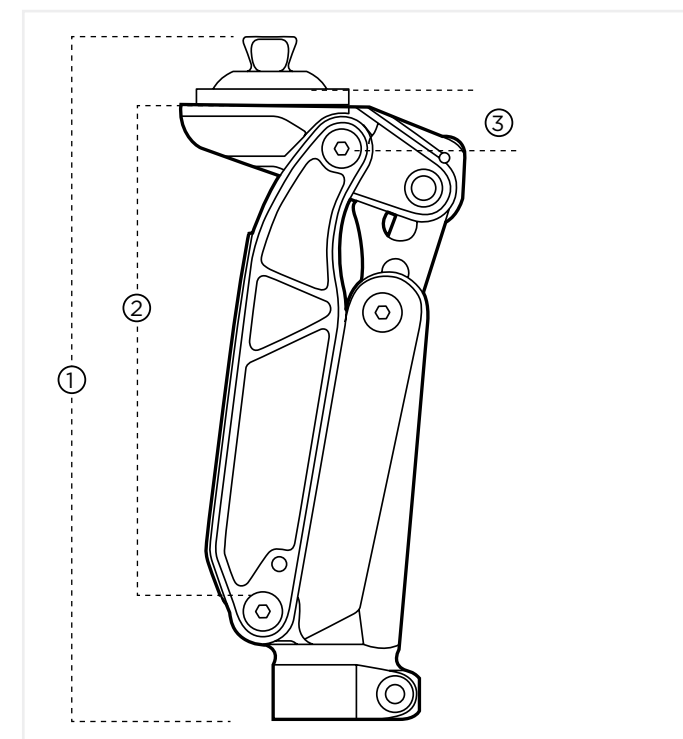
Part Number	Description
NOHP3	Pneumatic knee joint with pyramid adapter



Spare Parts Ordering Information

	Threaded Adapter N1633121
	Stance Wedge Kit N1970970
	Pyramid Adapter Kit N1970863
	Laminating Adapter Kit N1970862

Technical Information



Material	Aluminium
Amputation Level	Transfemoral
Total Fitted Height (1)	Approx 215mm
Effective Module Height (2)	Approx 158mm
Fitted Height (3)	Approx 18mm
Weight	Approx 1025g
Ground Clearance	Approx 1.5cm
Distal Connector	Integral 30mm tube receiver
Swing Phase	Pneumatic
Stance Phase	Adjustable stance geometry
Axes	Polycentric
Flexion Angle without Socket	Approx 150°
Maximum Patient Weight	125kg
Mobility Class	2, (3)
Warranty	3 years



The polycentric construction of these knees provide a high degree of geometric stance stability, by means of their long side links. A smooth pneumatically controlled swing phase automatically adapts to a wide range of walking speeds (up to 7km/h) for a simple set-up that requires no adjustment.

The NOPASO comes with a male pyramid adapter for angular adjustment, whereas the NKPASO comes with a laminating adapter with adjustable alignment discs, making it ideal for patients with very long residual limbs.

CES OSS K09: Read the NOPASO/NKPASO clinical evaluation summary on the Steeper website.

Features and Benefits


- Auto-adaptive pneumatic cylinder allows a wide range of walking speeds as the cylinder automatically and instantly responds to the user's inputs, whilst maintaining a safe stance phase
- Transition into swing phase adjustable by means of stance wedges
- Geometric design creates stance phase stability at heel strike
- Polycentric construction provides improved ground clearance in swing phase
- Adapter allows unlimited rotation and 5mm of shift in any direction with either version, as is 10° of angular adjustment



Auto-adaptive pneumatic swing phase control



Adjustable stance geometry through wedges



Unlimited rotation and 5mm of shift



Polycentric stance stability

NOPASO



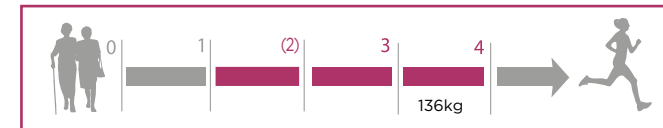
NKPASO



Ordering Information

Trial Period - There is no trial period on this knee.

Mobility Class and Weight Limit




Part Number	Description
NOPASO	Pneumatic knee joint with pyramid adapter
NKPASO	Pneumatic knee joint with laminating adapter

Spare Parts Ordering Information



Pyramid Adapter Kit
N1970863



Laminating Adapter Kit
N1970862



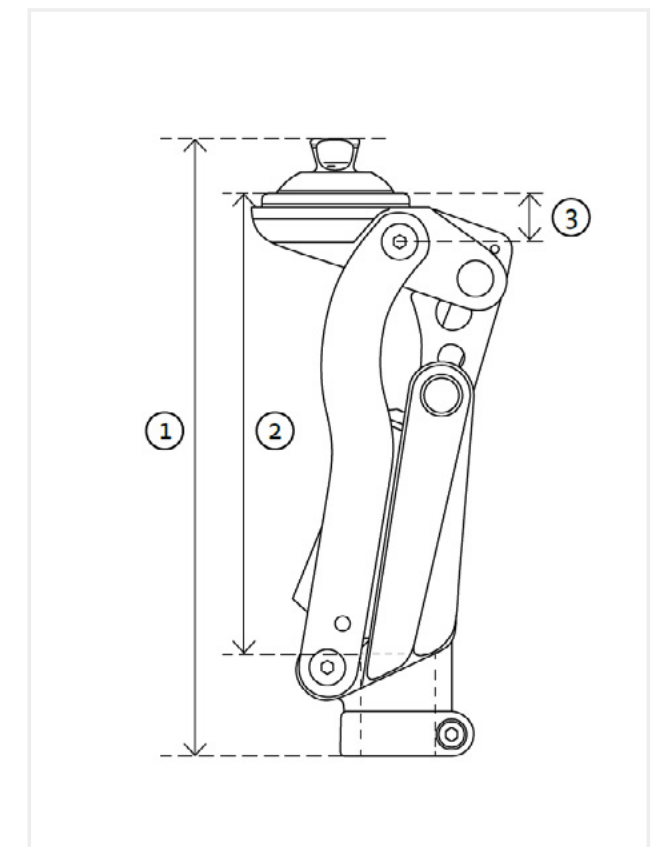
Threaded Adapter
N1633121



Stance Wedge Kit
N1970970

Technical Information

	NOPASO	NKPASO
Material	Aluminium and Carbon	Aluminium and Carbon
Amputation Level	Above knee	Knee disarticulation, transfemoral
Total Fitted Height (1)	Approx 215mm	Approx 207mm
Effective Module Height (2)	Approx 158mm	Approx 168mm
Fitted Height (3)	Approx 18mm	Approx 27mm
Weight	Approx 1050g	Approx 1065g
Ground Clearance	Approx 1.5cm	Approx 1.5cm
Distal Connector	Integral 30mm tube receiver	Integral 30mm tube receiver
Swing Phase	Pneumatic	Pneumatic
Stance Phase	Adjustable stance geometry	Adjustable stance geometry
Axes	Polycentric	Polycentric
Flexion Angle without Socket	Approx 150°	Approx 150°
Maximum Patient Weight	136kg	136kg
Mobility Class	(2), 3, 4	(2), 3, 4
Warranty	3 years	3 years



Kinegen Wave



The Kinegen Wave provides users with a number of technical advantages which are necessary for optimal safety and natural movement.

The high-quality knee joint is complemented by the modern design that is seen in the well-known models of the Kinegen series. A polycentric knee joint that has a high stance phase stability due to a posteriorly positioned pivot point, suitable for K2 users. The mechanical shortening in the swing phase enables increased ground clearance whilst the manual lock provides additional safety. Users can move freely and carefree in fresh, salt or chlorinated water thanks to its water-resistant materials.

Waterproof*

*Waterproof note: Following exposure to chlorinated water, rinse immediately with fresh water and dry.




Features and Benefits

- Integrated extension assist spring
- High stance phase safety due to polycentric design
- Ability to easily switch between free knee and locked knee
- 125kg weight limit
- Male pyramid & M36 thread connection options
- Adjustable axis friction for swing phase control
- Waterproof in fresh, chlorinated and salt water*



Adjustable axle friction for swing phase control



Manual lock



Integrated channels for water drainage



Aluminium/stainless steel

Knees - Streifeneder - Kinegen Wave

Ordering Information

Trial Period - There is no trial period on this knee, however please contact Customer Services or a Steeper Product Manager to enquire.

Impact Level Descriptions

Low: Low impact activities include walking on uneven surfaces.

Kinegen Wave	
Part Number	Description
NMA3A900	KINEGEN Wave with Pyramid adapter
NMA3A900/1	KINEGEN Wave with M36 Thread adapter

Technical Information

	NMA3A900	NMA3A900/1
Proximal Connection	Pyramid adapter	M36 threaded adapter
Activity Level	K2	K2
Impact Level		
Maximum Patient Weight	125kg	125kg
Distal Connection	30mm pylon receiver	30mm pylon receiver
Knee Flexion Angle	145°	145°
Weight	715g	700g
Total Height	165mm	157mm
Material	Aluminium/Stainless Steel	Aluminium/Stainless Steel
Warranty	2 years	2 years



The Kinegen Stream is a polycentric unit with hydraulic swing phase control and pneumatic extension assist for active users up to 150kg. It is geometrically stable in the stance phase and transitions smoothly into the well controlled swing phase with little effort required and excellent control of the final 10 ° of extension to prevent terminal impact.


The Kinegen Stream has a 'cycling' mode enabled by the user by means of a lateral push button with a bicycle symbol.

Features and Benefits

- For active patients weighing up to 150kg
- 'Cycling' mode enabled by the user by means of a lateral push button with a bicycle symbol
- High performance hydraulic unit with precise adjustment allows an optimal, individual customisation of the joint
- Individually adjustable end position damping to reduce terminal impact
- Convenient front access to easily adjustable hydraulic swing phase damper



Convenient front access to damper



'Cycling' mode button



Ordering Information


Trial Period - There is no trial period on this knee, however please contact Customer Services or a Steeper Product Manager to enquire.

Mobility Class & Weight Limit



Part Number	Description	Weight Limit
NMA3A2500	Kinegen Stream knee with pyramid adapter	150kg
NMA3A2500/4	Kinegen Stream knee with M36 for use with 4 arm adapter NMA10A25/S	150kg
NMA3A2500/3	Kinegen Stream knee with M36 for use with 3 arm adapter NMA10A21/S	125kg*
NMA22A9	Lamination Dummy (suitable for either adapter)	-

Technical Information

			
	NMA3A2500	NMA3A2500/4	NMA3A2500/3
Proximal Connection	Pyramid adapter	M36 for 4-arm socket	M36 for 3 arm socket
Activity Level	K3	K3	K3
Maximum Patient Weight	150kg	150kg	125kg (*3 prong socket adapter has a maximum weight limit of 125kg)
Distal Connection	Pyramid adapter	Pyramid adapter	Pyramid adapter
Knee Flexion Angle	136°	136°	136°
Weight	1110g	1150g	1120g
Effective Assembly Height	196mm	209mm	203mm
Total Height Joint Head	36mm	36mm	30mm
Total Height	224mm	222mm	217mm
Material	Aluminium	Aluminium	Aluminium
Activity Level	K3	K3	K3
Warranty	3 years	3 years	3 years

Seattle Select Stance Flexion Knee



The Seattle Select Stance Flexion Knee is a tough polycentric unit which functions to a much higher level than might be expected from a pneumatically controlled knee. The Stance Phase Sensitivity can be adjusted by changing the instant centre of rotation (ICR), which makes the transition into swing phase more or less sensitive.

The flexion and extension resistances of the swing phase control are also independently adjustable, as is the stance flexion resistance, with additional interchangeable stance flexion springs supplied to accommodate a wide range of patient weights and activity levels.

Features and Benefits

- Polycentric geometry creates effective shortening for improved ground clearance mid-swing
- Adjustable stance flexion with 9° of movement provides shock absorption at heel strike
- Independently adjustable flexion and extension of the pneumatic swing phase control
- Adjustable Stance Phase Sensitivity by means of changing the ICR
- Integral extension assist spring
- Available with built-in proximal pyramid or threaded adapter
- Equipped with built-in knee cap, increasing safety and preventing clothing from becoming caught in the mechanism

NSSK615



NSSK615-THR



Knees - Trulife - Seattle Select Stance Flexion Knee

Ordering Information

Trial Period - There is no trial period on this knee.

Impact Level Descriptions

Medium: Medium impact activities including light sports.

High: High impact activities such as running and basketball.

Part Number	Description
NSSK615	Select Stance Flexion Knee with integral pyramid
NSSK615-THR	Select Stance Flexion Knee with M36 threaded top

Additional Parts Ordering Information



Use with Threaded Pyramid Adapter	Weight limit	Man.
NTI-O1MS	166kg	APC

Using this adapter with the NSSK615-THR threaded top version of the knee allows a weight limit of 125kg, whilst providing the ease of alignment of the pyramid top version.

Manufacturer:
APC = American Prosthetic Components

Technical Information

	NSSK615	NSSK615-THR
Weight Limit	100kg	125kg
Product Weight	1100g	1100g
Overall Height	24cm	23.5cm
Distance to Knee Centre	3cm	2cm
Flexion	145°	145°
Warranty	2 years	2 years

The Guardian™ Knee by College Park is a lightweight mechanical knee joint, suited to low-impact users learning to stand and walk in rehabilitation. It features a friction brake for stance control and extension assist.


Designed with the clinician and user in mind, it can be easily adjusted for gait matching without having to remove the prosthesis. As the patient progresses, the remote lock feature can be disengaged, allowing the knee to operate as a single knee axis joint and providing the full 145° of anatomical motion.

Features and Benefits

- A simple lock lever is located at the centre of the knee for easy access
- Flexible remote Hand Operated (HOKL) or Semi-Automatic (SAKL) Knee Lock options to change with the user's requirements
- Standard hex key can be used to adjust the extension assist, brake friction and sensitivity, without having to remove the knee
- A small degree of stance flexion improves stability at loading response to mimic an anatomical gait pattern
- A small degree of stance flexion improves stability at loading response to mimic an anatomical gait pattern
- The easily adjustable weight-activated brake will disengage when the limb is offloaded sufficiently during pre-swing, at which point an extension assist is enabled



Updated remote lock location



Simple to operate remote lock kit



Ordering Information


Trial Period - There is no trial period on this knee, however please contact Customer Services or a Steeper Product Manager to enquire.

Impact Level Descriptions

Low: Daily activities include mostly level ground walking, moving around the home and the community.

Part Number	Description
NGFKA-120	Mechanical knee joint with lock

Spare Parts Ordering Information



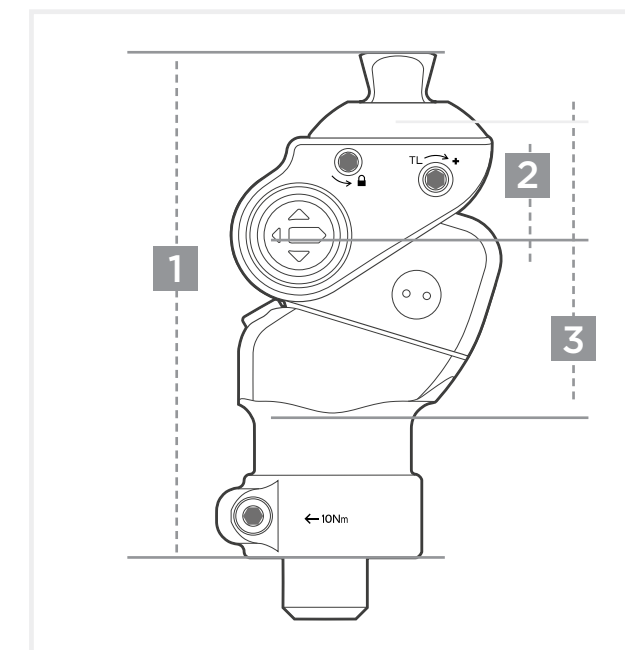
Knee External Lock Kit (inc. with knee)
NCP-KELK



Replacement Cable
NCP-LK

Technical Information

Material	Aluminium
Amputation Level	Transfemoral
Total Fitted Height (1)	13.1cm
Dome to Knee Centre Height (2)	2.6cm
Dome to Tube End Contact Height (3)	6.6cm
Weight Limit	125kg
Weight	533g
Proximal Connector	Pyramid
Distal Connector	30mm pylon receiver
Axes	Single-axis
Flexion Angle without Socket	Approx 145°
Impact Level	Low
Torque (Clamp Screw)	10 N-m
Warranty	2 years



Victor™ Knee




The Victor™ Knee by College Park is a single-axis pneumatic knee joint, that can be adjusted to suit both slow and fast paced walking, suitable for low to moderate activity users. The knee features an adjustable weight-activated friction brake that can be adjusted to control stance phase, making it ideal for patients who want to increase their activity level post-rehabilitation.

Prosthetists can fine-tune the device according to patient preferences, and customise the pneumatic flexion and extension resistance for optimal movement.

Features and Benefits

- Economical option that enables users to feel confident
- Weight-activated friction brake and a small degree of stance flexion offers adjustable stability during stance phase
- Integrated extension assist ensures full extension with every step
- Pneumatic swing phase control accommodates gait across varying walking speeds
- Clinicians can easily adjust the knee to suit the user's preferences using a standard hex key



Easily adjusted features



Integrated friction brake



Ordering Information

Trial Period - There is no trial period on this knee, however please contact Customer Services or a Steeper Product Manager to enquire.

Impact Level Descriptions

Low: Daily activities include mostly level ground walking, moving around the home and the community.

Moderate: Daily activities include up to unlimited walking, climbing stairs and occasional moderate lifting (this does not include running).

Part Number	Description
NVPKA-200	Pneumatic knee joint with pyramid adapter

Technical Information

Material	Aluminium
Amputation Level	Transfemoral
Total Fitted Height (1)	20.4cm
Dome to Knee Centre Height (2)	2.9cm
Dome to Tube End Contact Height (3)	16cm
Weight Limit	125kg
Weight	710g
Proximal Connector	Pyramid
Distal Connector	30mm pylon receiver
Axes	Single-axis
Flexion Angle without Socket	Approx 145°
Impact Level	Low to moderate
Warranty	3 years

Knees - College Park - Victor™

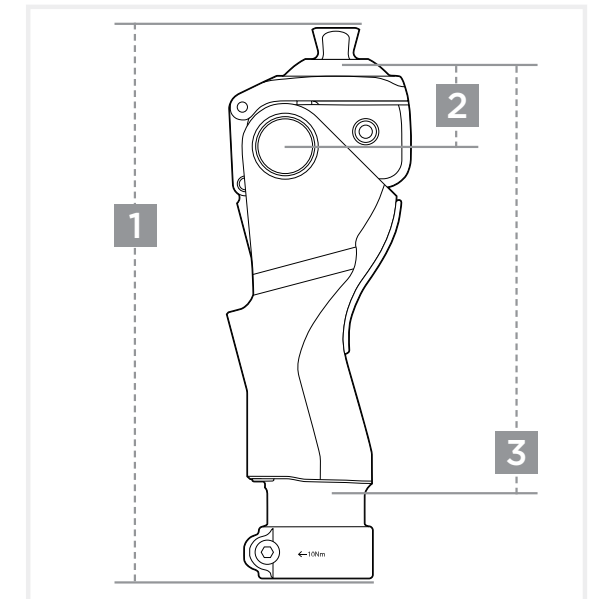
Spare Parts Ordering Information

Knee Stop Bumper Replacement Kit

NCP-KSB

Hex Key, 4mm

NCP-HK-4



The Capital™ Knee by College Park Industries is a yielding, hydraulic, single-axis knee joint that is easy to use for both patients and clinicians. This knee effortlessly accommodates the user's variable gait thanks to smooth and responsive hydraulics in both the swing and stance phases. The Capital Knee is durable, sleek, and fresh water friendly, with easy mode selection and standard 4mm adjustments for quick setup/ installation. The Capital is a strong, reliable solution for moderate to high activity users.



***Waterproof note:** Following exposure to chlorinated water, rinse immediately with fresh water and dry.

Features and Benefits

- The Capital Knee is designed to provide the user with a secure, responsive, and natural experience during the gait cycle
- The Capital Knee accommodates varying speeds from slow to fast using hydraulic control
- Due to its yielding mechanism, the Capital Knee allows for controlled flexion of the knee during downhill walking, allowing for steady, smooth steps
- This lightweight, hydraulic knee can withstand many freshwater activities. Patients can wear the Capital in the shower as the moisture will not wear on the system
- The Capital's flexion, extension, and stance flexion resistance can all be adjusted using a 4mm hex key - so clinicians can dial in swing flexion and extension as well as stance flexion resistance without having to remove the device



Easy mode selection



Available in black, red, grey and white,

Ordering Information

Trial Period - There is no trial period on this knee, however please contact Customer Services or a Steeper Product Manager to enquire.

Impact Level Descriptions

Moderate: Daily activities include up to unlimited walking, climbing stairs and occasional moderate lifting (this does not include running).

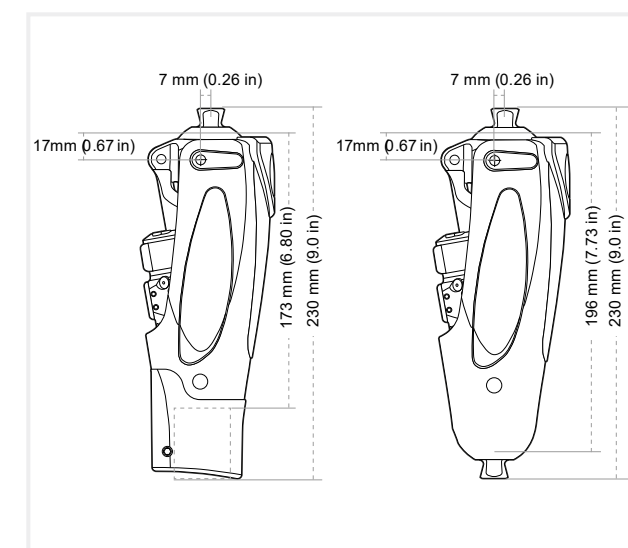
Ordering Example - NCHKA-W-300			
Part ID	Colour	Distal Attachment	
NCHKA	-	-	
	Grey	Tube Clamp	300
	White	Pyramid Adapter	350
	Jet Black		
	Red		


Spare Parts Ordering Information

Additional Accessories	
Part Number	Description
NTA-S250-34	34mm Low Profile Tube Adapter, SS, 250mm
NTA-S430-34	34mm Low Profile Tube Adapter, SS, 430mm
Replacement Parts	
Part Number	Description
NCP-KP	Knee Pad Replacement Kit
NCP-KHB	Hydraulic Knee Bumper Replacement Kit
NTRP-J300	Trim Replacement Kit, Jet Black, 34mm Tube Clamp
NTRP-R300	Trim Replacement Kit, Red, 34mm Tube Clamp
NTRP-W300	Trim Replacement Kit, White, 34mm Tube Clamp
NTRP-G300	Trim Replacement Kit, Grey, 34mm Tube Clamp
NTRP-J350	Trim Replacement Kit, Jet Black, Pyramid Adapter
NTRP-R350	Trim Replacement Kit, Red, Pyramid Adapter
NTRP-W350	Trim Replacement Kit, White, Pyramid Adapter
NTRP-G350	Trim Replacement Kit, Grey, Pyramid Adapter
NCP-CRK	CPI Capital Cylinder Replacement Kit

Technical Information

Weight Limit	Impact Level	Weight	
150kg	Moderate to High	980g (Pylon Receiver)	990g (Pyramid)
Total Flexion	Dome to Knee Centre	Build Height (cm)	Warranty
130°	17mm	23cm	3 Years





Silicone Liners



Össur Product Features



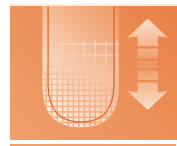
silicone gel

- High water vapour, permeability and very good climate exchange characteristics reducing perspiration and odours
- Very high dimensional stability of the silicone structure for an exceptional fit
- Constant compression gradient, even with long-term use
- Microscopically smooth surface to prevent bacterial colonisation and to allow thorough cleaning



Textile cover

- Durable, special textile cover for easy comfortable donning
- High quality, sheer, elastic Össur knit for an optimum fit
- Glides easily over the skin without a donning aid or spray



2-zone matrix

- Very high radial stretch for a step-free, gentle and comfortable transition in the matrix area
- Progressive stretch profile for very high soft-tissue grip



Flexible cup

- For simplified, shape-moulding and secure donning of the liner
- Very good damping properties for absorbing and thus reducing the resulting heel-strike impact in the socket
- No impairment of the fit or the wearing comfort because the distal end of the residual limb is ideally moulded and contained



2-zone-I matrix

- Step-free, gentle transition from the matrix area to the elastic area
- Progressive stretch profile for optimum soft-tissue grip
- Proprioception improved by internal 2-zone matrix



Flexring

- Improved fit which promotes the benefits of the flexible cup
- Neat distal edge, no fraying



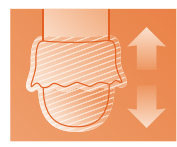
Non-Stop-I-Matrix

- Very good adaptation to various residual limb shapes due to optimum radial elasticity (transverse stretch)
- Gentle to soft-tissue structures by preventing longitudinal stretch



Size marking

- Guaranteed follow-up supply
- Size and serial number coded for traceability and documentation



Easy Glide PLUS

- Proprioception improved by internal 2-zone-matrix
- Unique gliding surface coating for simple socket donning and doffing
- Simple, residue-free cleaning for the best possible hygiene
- Excellent stretch characteristics through elimination of textile cover




Umbrellan

- Umbrellan is a patented knitted fabric, combining very high elasticity with electromagnetic shielding
- Increased well-being and mobility by alleviation and/or removal of phantom pain, sensations and idiopathic residual limb pain



No Spray

- More independence thanks to Easy Glide PLUS coating
- No alcohol spray needed for turning the liner inside out or putting it on



TF-Matrix

- Adaptation to different residual thigh shapes thanks to very good radial elasticity (transverse stretch)
- Gentle to the soft-tissue structures by inhibiting longitudinal stretch
- More accurate control of the prosthesis with the residual limb due to improved proprioception

Össur Liner Overview

Össur Liners	First	First 3	Relax 3C/3C Cushion	Relax 6C/6C Cushion
Indications	Primary prosthesis	Primary prosthesis	Phantom pain, sensations, idiopathic residual limb pain	Phantom pain, sensations, idiopathic residual limb pain
Mobility Class 1-4	1, 2	1, 2	1, 2, 3, 4	1, 2, 3, 4
Even residual limb shape, decreasing slightly distally, good soft-tissue cover	▲	●	▲	▲
Residual limb more bony, rather poor soft-tissue cover and/or with scars	●	▲	●	▲
Residual limb more conical, good soft-tissue	●	▲	▲	●

● Suitable ▲ Particularly suitable

Transfemoral								
Össur Liners	AKOS TFS	AKOS TFC	Relax TFS	Relax TFC	4Seal Classic TFS	4Seal Classic TFC	4Seal Senso TFS	4Seal Senso TFC
Indications	Promotes grip between prosthesis and residual limb	Promotes grip between prosthesis and residual limb	Phantom pain, sensations, idiopathic residual limb	Phantom pain, sensations, idiopathic residual limb	Suction seal suspension plus phantom pain relief	Suction seal suspension plus phantom pain relief	Suction seal suspension plus phantom pain relief	Suction seal suspension plus phantom pain relief
Mobility Class 1-4	1, 2, 3, 4	1, 2, 3, 4	1, 2, 3, 4	1, 2, 3, 4	1, 2, 3, 4	1, 2, 3, 4	1, 2, 3, 4	1, 2, 3, 4
TFS, even residual limb shape	▲	●	▲	●	▲	●	▲	●
TFC, conical residual limb shape	●	▲	●	●	●	●	●	▲


● Suitable ▲ Particularly suitable

First Liner

The First liner is a clear, soft silicone interface liner that is suitable for for transtibial (below knee) amputees with good soft tissue coverage up to mobility class 2. The unique self-gliding surface on the outside of the liner allows the liner to be fitted and removed easily from the socket without the need for time consuming sprays. The liner features a two-zone matrix which reduces shear forces on the underlying soft tissue. As there is no fabric cover there is no restriction of the liner's radial elasticity.

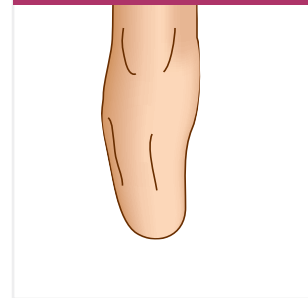
CES OSS L01: Use this code to read the First liner clinical evaluation summary on the Steeper website.

Features and Benefits



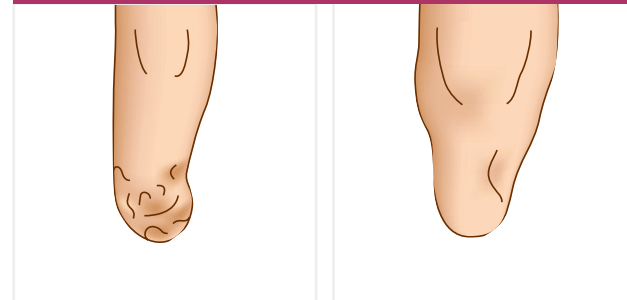
Residual Limb Suitability

Particularly suitable for:



Even residual limb shape, decreasing slightly distally, good soft tissue cover

Suitable for:



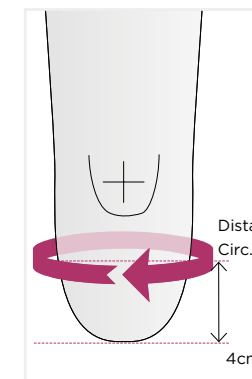
Residual limb bonier, rather poor soft tissue cover and/or with severe scars

More conical residual limb shape, good soft tissue cover

Ordering Information

Size (cm)	Part Number
18	NMF92118
20	NMF92120
22	NMF92122
23.5	NMF92123
25	NMF92125
26.5	NMF92126
28	NMF92128
30	NMF92130
32	NMF92132
34	NMF92134
36	NMF92136
38	NMF92138
40	NMF92140
42	NMF92142
45	NMF92145

Size Selection



Determining the size

1. Measure the circumference of the residual limb 4cm above the distal end of the residual limb.
2. Attention: Bony structures (e.g. end of the tibia) must be included in the circumference. If the distal tibia is not located within the above measurement, measure higher than 4cm above the distal end of the residual limb.
3. The circumference minus 0-1 liner size determines the size to be ordered.

Determining the matrix

1. Measure the distance from the distal end of the residual limb to the head of the fibula.
2. Attention: The matrix must not go above the head of the fibula.

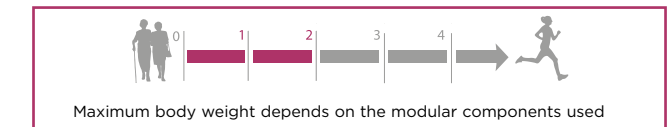
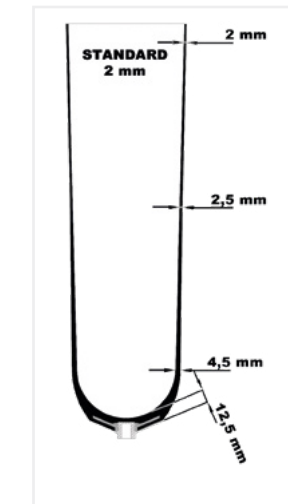
Notes on trimming

1. The matrix must not be cut.
2. The trim line for a lower leg prosthesis should lie at least 10cm above the region of the socket edge.
3. Use the Össur pinking scissors for trimming (Part No. N1950006).

Silicone Liners - Össur® - First

Technical Information

Material	Silicone, Transparent
Matrix	Proprioceptive 2-zone matrix, internal 10+3cm
Length	Approx 35cm
Amputation Level	Transtibial
Distal Connector	Pin Adapter
Items Included	Silicone glue, Össur washing and drying stand
Warranty	6 months



First 3 Liner

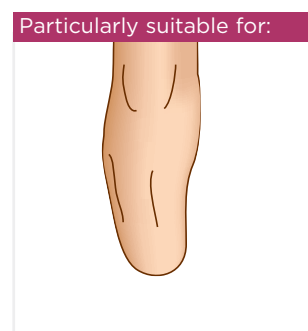
The First 3 liner is a clear, soft silicone interface liner with thicker distal walls for added cushioning. It is suitable for below knee (transtibial) users who have a mobility class of 2. It features the unique self-gliding outer surface that makes it easier for socket donning and doffing, without the need for alcohol sprays or talcum powder. The liner has a 2-zone matrix which reduces shear forces on the underlying soft tissue. As there is no fabric cover there is no restriction of the liner's radial elasticity.

CES OSS L01: Use this code to read the First liner clinical evaluation summary on the Steeper website.

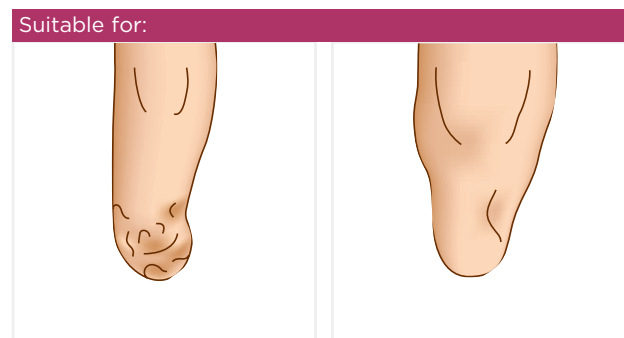
Features and Benefits



Residual Limb Suitability



Even residual limb shape, decreasing slightly distally, good soft tissue cover



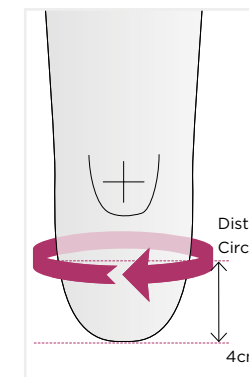
Residual limb bonier, rather poor soft tissue cover and/or with severe scars

More conical residual limb shape, good soft tissue cover

Ordering Information

Size	Part Number
20cm	NMF94120
22cm	NMF94122
23.5cm	NMF94123
25cm	NMF94125
26.5cm	NMF94126
28cm	NMF94128
30cm	NMF94130
32cm	NMF94132
34cm	NMF94134
36cm	NMF94136
38cm	NMF94138
40cm	NMF94140
45cm	NMF94145

Size Selection



- Determining the size**
1. Measure the circumference of the residual limb 4cm above the distal end of the residual limb.
 2. Attention: Bony structures (e.g. end of the tibia) must be included in the circumference. If the distal tibia is not located within the above measurement, measure higher than 4cm above the distal end of the residual limb.
 3. The circumference minus 0-1 liner size determines the size to be ordered.

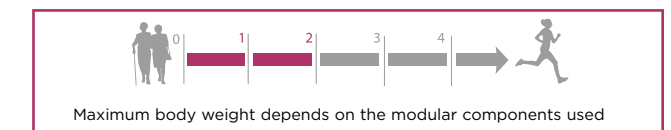
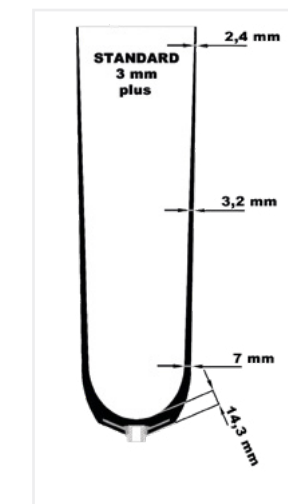
- Determining the matrix**
1. Measure the distance from the distal end of the residual limb to the head of the fibula.
 2. Attention: The matrix must not go above the head of the fibula.

- Notes on trimming**
1. The matrix must not be cut.
 2. The trim line for a lower leg prosthesis should lie at least 10cm above the region of the socket edge.
 3. Use the Össur pinking scissors for trimming (Part No. N1950006).

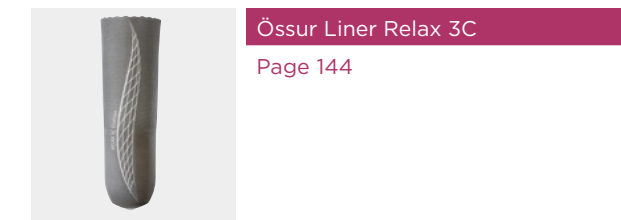
Silicone Liners - Össur® - First 3

Technical Information

Material	Silicone, Transparent
Matrix	Proprioceptive 2-zone matrix, internal 10+3cm
Length	Approx 35cm
Amputation Level	Transtibial
Distal Connector	Pin Adapter
Items Included	Silicone glue, Össur washing and drying stand
Warranty	6 months



Replaceable With:



4Seal TFS and TFC Classic Liners

These 4Seal Liners are designed for use in a socket with a distal expulsion valve and provides excellent suspension by means of its four integral seals.

The Easy Glide surface and flexible nature of the seals make the liner simple to roll on and negates the need for any lubricant when donning the socket.

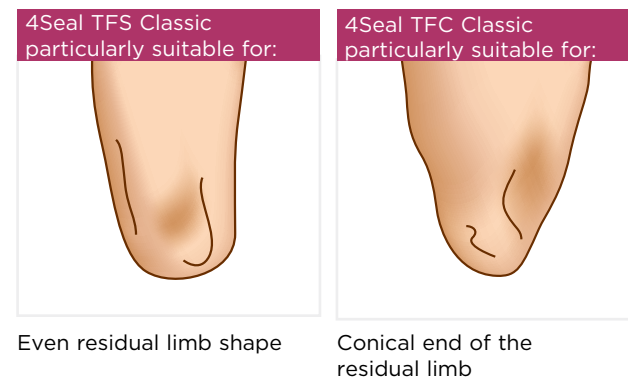
The Umbrellan fabric, which is contained within the silicone as part of the liner matrix, provides both increased durability as well as pain relief from phantom limb pain, phantom limb sensation, and idiopathic residual limb pain.

CES OSS L13: Use this code to read the 4Seal TFS and TFC Classic liners clinical evaluation summary on the Steeper website.

Features and Benefits



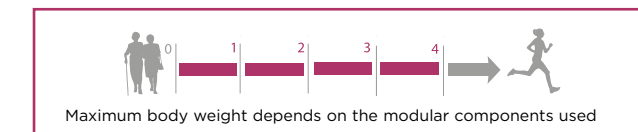
Residual Limb Suitability



Silicone Liners - Össur® - 4Seal TFS and TFC Classic

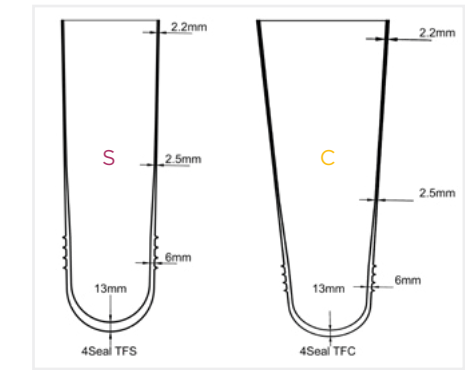
Ordering Information

4Seal TFS Classic		4Seal TFC Classic	
Size (cm)	Part Number	Size (cm)	Part Number
26.5	NM891726	25	NM891825
28	NM891728	26.5	NM891826
30	NM891730	28	NM891828
32	NM891732	30	NM891830
34	NM891734	32	NM891832
36	NM891736	34	NM891834
38	NM891738	36	NM891836
40	NM891740	38	NM891838
45	NM891745	40	NM891840
50	NM891750	-	-



Technical Information

Material	Silicone, transparent
Matrix	Continuous fabric within the silicone
Length	Approx 40cm
Amputation Level	Transfemoral
Items Included	Instruction manual, drying stand, Umbrellan pain relief diary and pain scale
Warranty	6 months

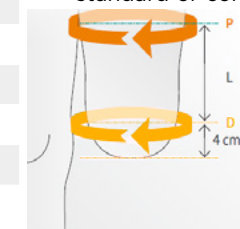


Size Selection

Distal Circ. D (Height 4cm)	Res.Limb Length L 10 - 15	Res.Limb Length L 15 - 20	Res.Limb Length L 20 - 25	Res.Limb Length L 25 - 30	Res.Limb Length L 30 - 35	Liner Size
Proximal Circumference P*						
24 - 26.5	< 30 >	< 34 >	< 36 >	< 39 >	< 42 >	25
26.5 - 28	< 31 >	< 35 >	< 38 >	< 41 >	< 44 >	26.5
28 - 30	< 33 >	< 37 >	< 40 >	< 43 >	< 46 >	28
30 - 32	< 35 >	< 39 >	< 42 >	< 46 >	< 49 >	30
32 - 34	< 36 >	< 41 >	< 45 >	< 48 >	< 52 >	32
34 - 36	< 38 >	< 43 >	< 47 >	< 51 >	< 54 >	34
36 - 38	< 40 >	< 45 >	< 49 >	< 53 >	< 57 >	36
38 - 40	< 42 >	< 47 >	< 51 >	< 56 >	< 60 >	38
40 - 45	< 44 >	< 49 >	< 54 >	< 58 >	< 62 >	40
45 - 50	S	S	S	S	S	45
50 - 55	S	S	S	S	S	50
	S C	S C	S C	S C	S C	

Determining the size

- Determine the **circumferential dimension D (distal)** of the residual limb 4cm above the distal end. The circumferential dimension minus 0-1 results in the Össur liner size. **Attention:** Bony structures (such as the edge of the femur) must be included in the circumferential dimension.
- Determine the residual limb length L, from the end (minus 4cm) to the inseam height (perineum).
- Determine the **circumferential dimension P (proximal)** at the inseam height (perineum)*.
- The residual limb length and circumference are the basis for selecting the correct version of the Össur liner (transfemoral, standard or conical).



*Explanation of the table: standard / conical
A standard liner (= S) applies if the proximal circumference P is below the reference value (<). A conical liner (= C) applies if the proximal circumference P is above the reference value (>).

Össur 4Seal Volume Management Sock

The Össur volume compensation stocking with integrated non-slip top band also features innovative EASY CUT technology. The stocking compensates for variations in volume and can easily be shortened to five different lengths without having to separate it, meaning no additional sewing is necessary.



Ordering Information				
Size	Össur 4Seal TFS Size (cm)	Össur 4Seal TFC Size (cm)	Length (cm)	Part Number
X Small	18 - 23.5	-	24	N1880009
Small	26.5 - 32	25 - 28	24	N1880010
Medium	34 - 40	30 - 34	24	N1880011
Large	45 - 50	36 - 40	24	N1880012

4Seal TFS and TFC Senso Liners

The TFS/TFC above-knee 4Seal Senso liners ensures a secure fit between the residual limb and the prosthesis. The matrix of the 4Seal Senso is woven with a particularly soft thread, this results in a pleasantly smooth surface inside the liner for the care of very sensitive residual limb skin.

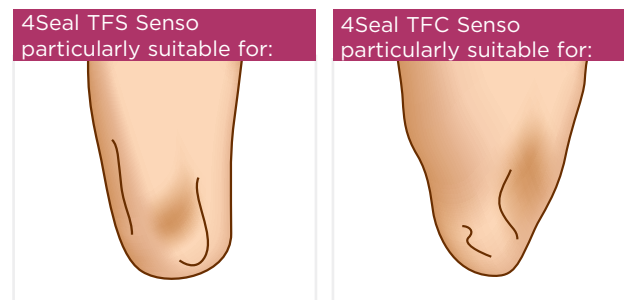
The silicone used is very stable, kind to skin and easy to clean. Due to four comfortable and flexible sealing fins, it is possible to provide a pleasant wearing comfort without constriction.

The liner can be turned inside out and applied without the need for alcohol spray, providing more flexibility and independence.

Features and Benefits



Residual Limb Suitability



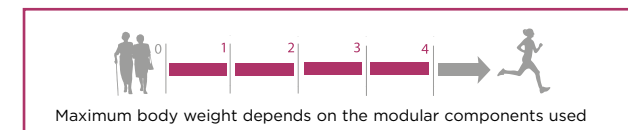
Even residual limb shape Conical end of the residual limb



Silicone Liners - Össur® - 4Seal TFS and TFC Senso

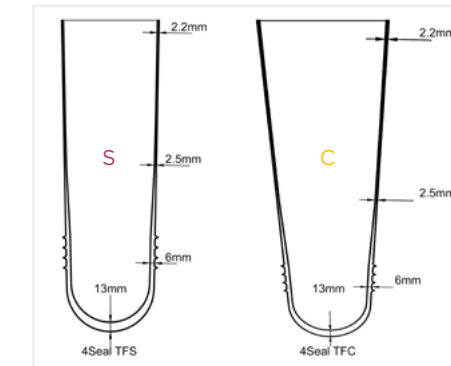
Ordering Information

4Seal TFS Senso		4Seal TFC Senso	
Size (cm)	Part Number	Size (cm)	Part Number
26.5	NM896326	25	NM896425
28	NM896328	26.5	NM896426
30	NM896330	28	NM896428
32	NM896332	30	NM896430
34	NM896334	32	NM896432
36	NM896336	34	NM896434
38	NM896338	36	NM896436
40	NM896340	38	NM896438
45	NM896345	40	NM896440
50	NM896350	-	-



Technical Information

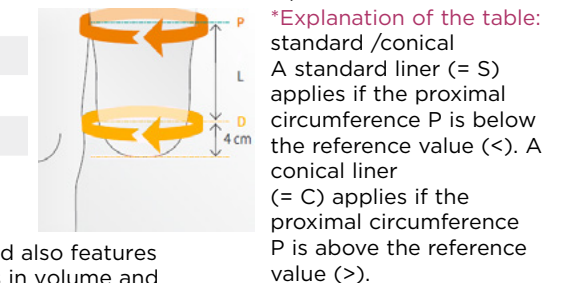
Material	Silicone
Matrix	Proprioceptive, continuous, internal
Length	Approx 40cm
Amputation Level	Transfemoral
Items Included	Instruction manual, drying stand
Warranty	6 months



Size Selection


Distal Circ. D (Height 4cm)	Res.Limb Length L					Liner Size
	10 - 15	15 - 20	20 - 25	25 - 30	30 - 35	
Proximal Circumference P*						
24 - 26.5	< 30 >	< 34 >	< 36 >	< 39 >	< 42 >	25
26.5 - 28	< 31 >	< 35 >	< 38 >	< 41 >	< 44 >	26.5
28 - 30	< 33 >	< 37 >	< 40 >	< 43 >	< 46 >	28
30 - 32	< 35 >	< 39 >	< 42 >	< 46 >	< 49 >	30
32 - 34	< 36 >	< 41 >	< 45 >	< 48 >	< 52 >	32
34 - 36	< 38 >	< 43 >	< 47 >	< 51 >	< 54 >	34
36 - 38	< 40 >	< 45 >	< 49 >	< 53 >	< 57 >	36
38 - 40	< 42 >	< 47 >	< 51 >	< 56 >	< 60 >	38
40 - 45	< 44 >	< 49 >	< 54 >	< 58 >	< 62 >	40
45 - 50	S	S	S	S	S	45
50 - 55	S	S	S	S	S	50
	S C	S C	S C	S C	S C	

- Determining the size**
- Determine the **circumferential dimension D (distal)** of the residual limb 4cm above the distal end. The circumferential dimension minus 0-1 results in the Össur liner size. **Attention:** Bony structures (such as the edge of the femur) must be included in the circumferential dimension.
 - Determine the residual limb length L, from the end (minus 4cm) to the inseam height (perineum).
 - Determine the **circumferential dimension P (proximal)** at the inseam height (perineum).*
 - The residual limb length and circumference are the basis for selecting the correct version of the Össur liner (transfemoral, standard or conical).



Össur 4Seal Volume Management Sock

The Össur volume compensation stocking with integrated non-slip top band also features innovative EASY CUT technology. The stocking compensates for variations in volume and can easily be shortened to five different lengths without having to separate it, meaning no additional sewing is necessary.




Ordering Information				
Size	Össur 4Seal TFS Size (cm)	Össur 4Seal TFC Size (cm)	Length (cm)	Part Number
Small	26.5 - 32	25 - 28	24	N1880010
Medium	34 - 40	30 - 34	24	N1880011
Large	45 - 50	36 - 40	24	N1880012

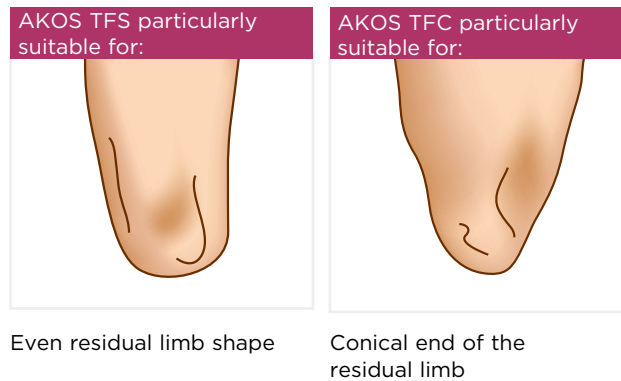
The AKOS liners are silicone interface liners specifically designed for all mobility classes of above-knee (transfemoral) amputees. The liner has a continuous matrix with minimal axial stretch to make it comfortable to wear and provides a high transverse stretch to ensure optimal soft tissue grip. The flexible fabric ensures an optimal fit at the distal end of the residual limb as well as ease of donning. The gliding outer surface replaces the textile cover which restricts stretch, this also eliminates the need for time-consuming sprays. Orientation marks on the liner help to ensure the liner is donned in the same position each time.

CES OSS L16: Use this code to read the AKOS TFS and TFC liners clinical evaluation summary on the Steeper website.

Features and Benefits



Residual Limb Suitability



Replaceable With:

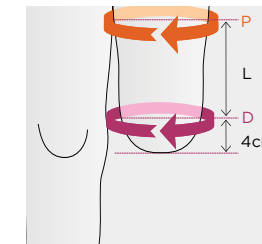


Ordering Information

Size (cm)	AKOS TFS Part Number	AKOS TFC Part Number
24	-	NM895624
27	NM895527	NM895627
31	NM895531	NM895631
35	NM895535	NM895635
39	NM895539	NM895639
43	NM895543	-
47	NM895547	-
52	NM895552	-

Size Selection

Determining the size
 1. Measure **circumference D** (distal) of the residual limb 4cm above the distal end of the residual limb. The circumference minus 0-1 liner size determines the size to be ordered.



Attention: Bony structures (e.g. transfemoral border) must be included in the circumference. If the distal femur is not located within the above measurement, measure higher than 4cm above the distal end of the residual limb. The soft tissues must be tightly contained.

2. Measure the length of the residual limb length L from the end of the residual limb (-4cm) to the perineum.

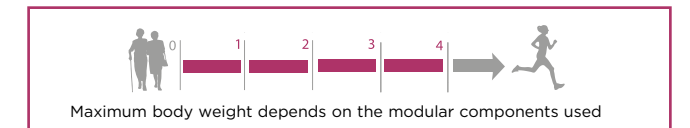
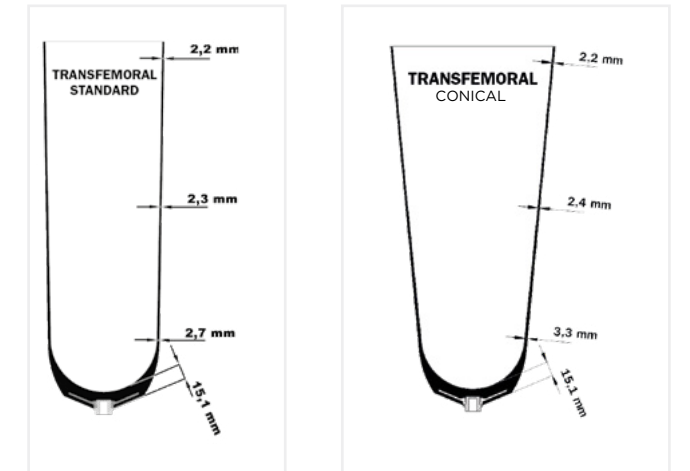
3. Measure **circumference P** (proximal) at the perineum.*

4. The residual limb length and circumference are the basis for choosing the correct version of the Össur Liner (transfemoral, standard or conical).

- Notes on trimming**
- The matrix must not be cut.
 - The trim line for a lower leg prosthesis should lie at least 10cm above the region of the socket edge.
 - Use the Össur pinking scissors for trimming (Part No. N1950006).

Technical Information

Material	Silicone, transparent
Matrix	Proprioceptive, continuous, internal
Length	Approx 40cm
Amputation Level	Transfemoral
Distal Connector	Pin Adapter
Items Included	Silicone glue, Össur washing and drying stand



1 Distal Circ. D (Height 4cm)	2 Residual Limb Length 10-15cm	2 Residual Limb Length 15-20cm	2 Residual Limb Length 20-25cm	2 Residual Limb Length 25-30cm	2 Residual Limb Length 30-35cm	2 Residual Limb Length 35-40cm	Liner Size
24 - 27	- 28 >	- 30 >	- 33 >	- 35 >	- 37 >	- 40 >	24
27 - 31	- 31 >	- 34 >	- 37 >	- 39 >	- 42 >	- 44 >	27
31 - 35	- 34 >	- 37 >	- 40 >	- 43 >	- 46 >	- 49 >	31
35 - 39	- 39 >	- 42 >	- 45 >	- 48 >	- 52 >	- 55 >	35
39 - 43	- 43 >	- 46 >	- 50 >	- 54 >	- 57 >	- 60 >	39
43 - 47	S	S	S	S	S	S	43
47 - 52	S	S	S	S	S	S	47
52 - 57	S	S	S	S	S	S	52
	S C	S C	S C	S C	S C	S C	

* Explanation of the table: standard, conical
 If the proximal circumference P is below the standard figure (<), it is a standard liner (= S).
 If the proximal circumference P is above the standard value (>), it is a conical liner (=C).

The Relax 3C liner provides a pain-relieving effect from phantom limb pain, phantom limb sensation and idiopathic residual limb pain. This is due to the metallurgical knitted fabric (Umbrellan) in the cover and liner matrix screening against electromagnetic influences.

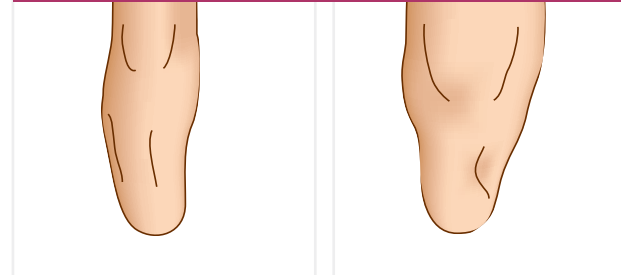
Electromagnetic shielding: As evidenced in Fisher K, Oliver S, Sedki I, Hanspal R. The effect of electromagnetic shielding on phantom limb pain: A placebo-controlled double-blind crossover trial. Prosthetics and Orthotics International. 2015.

Features and Benefits



Residual Limb Suitability

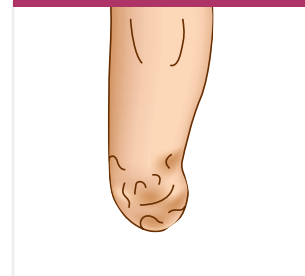
Particularly suitable for:



Even residual limb shape, decreasing slightly distally, good soft tissue cover

More conical residual limb shape, good soft tissue cover

Suitable for:

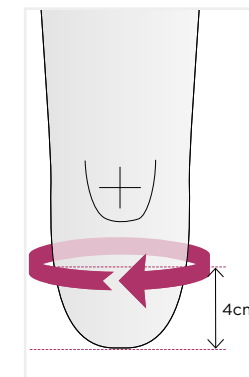


Residual limb bonier, rather poor soft tissue cover and/or with severe scars

Ordering Information

Size (cm)	Part Number
18	NM899418
20	NM899420
22	NM899422
23.5	NM899423
25	NM899425
26.5	NM899426
28	NM899428
30	NM899430
32	NM899432
34	NM899434
36	NM899436
38	NM899438
40	NM899440
45	NM899445

Size Selection



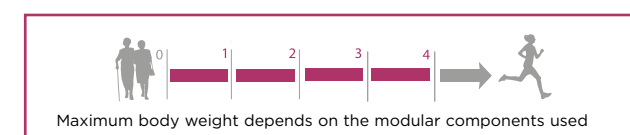
Determining the size
 1. Measure the circumference of the residual limb 4cm above the distal end of the residual limb.
Attention: Bony structures (e.g. end of the tibia) must be included in the circumference. If the distal tibia is not located within the above measurement, measure higher than 4cm above the distal end of the residual limb.
 2. The circumference minus 0-1 liner size determines the size to be ordered.

Determining the matrix

1. Measure the distance from the distal end of the residual limb to the head of the fibula.
 2. Attention: The matrix must not protrude beyond the head of the fibula.

Notes on trimming

1. The matrix must not be cut.
 2. The trim line for a lower leg prosthesis should lie at least 10cm above the region of the socket edge.
 3. Use the Össur pinking scissors for trimming (Part No. N1950006)



Selection Guidelines

Indications

- Idiopathic Limb Pain
- Phantom Limb Pain
- Phantom Sensations

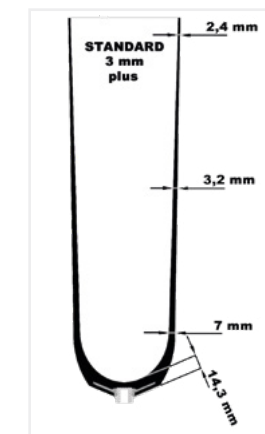
Contraindications

The contraindications listed below are situations in which the Össur RELAX Liner does not show any signs of effect.

- Vascular Residual Limb Pain
- Inflammable Residual Limb Pain
- Proliferative Residual Limb Pain

Technical Information

Material	Silicone, transparent
Matrix	Proprioceptive 2-zone matrix, Internal 0+3cm
Length	Approx 35cm
Amputation Level	Transtibial
Distal Connector	Pin Adapter
Items Included	Silicone glue, Össur washing and drying stand
Warranty	6 months




Replaceable With:



Össur Liner First 3

Page 136



The Relax 6C liner provides a pain-relieving effect from phantom limb pain, phantom limb sensation and idiopathic residual limb pain. This is due to the metallurgical knitted fabric (Umbrellan) in the cover and liner matrix screening against electromagnetic influences.

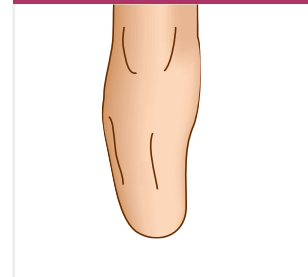
Electromagnetic shielding: As evidenced in Fisher K, Oliver S, Sedki I, Hanspal R. The effect of electromagnetic shielding on phantom limb pain: A placebo-controlled double-blind crossover trial. *Prosthetics and Orthotics International*. 2015.

Features and Benefits



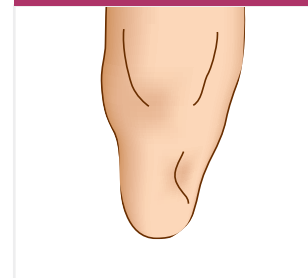
Residual Limb Suitability

Particularly suitable for:

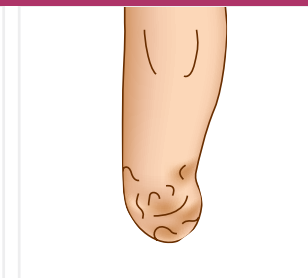


Even residual limb shape, decreasing slightly distally, good soft tissue cover

Suitable for:



More conical residual limb shape, good soft tissue cover



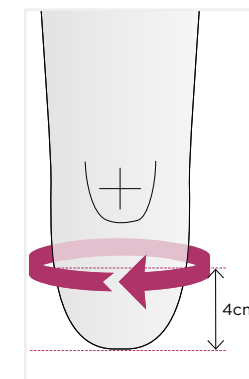
Residual limb bonier, rather poor soft tissue cover and/or with severe scars



Ordering Information

Size (cm)	Part Number
18	NM899618
20	NM899620
22	NM899622
23.5	NM899623
25	NM899625
26.5	NM899626
28	NM899628
30	NM899630
32	NM899632
34	NM899634
36	NM899636
38	NM899638
40	NM899640
45	NM899645

Size Selection



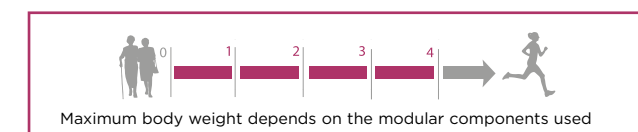
Determining the size
 1. Measure the circumference of the residual limb 4cm above the distal end of the residual limb.
Attention: Bony structures (e.g. end of the tibia) must be included in the circumference. If the distal tibia is not located within the above measurement, measure higher than 4cm above the distal end of the residual limb.
 2. The circumference minus 0-1 liner size determines the size to be ordered.

Determining the matrix

1. Measure the distance from the distal end of the residual limb to the head of the fibula.
 2. Attention: The matrix must not protrude beyond the head of the fibula.

Notes on trimming

1. The matrix must not be cut.
 2. The trim line for a lower leg prosthesis should lie at least 10cm above the region of the socket edge.
 3. Use the Össur pinking scissors for trimming (Part No. N1950006)



Selection Guidelines

Indications

- Idiopathic Limb Pain
- Phantom Limb Pain
- Phantom Sensations

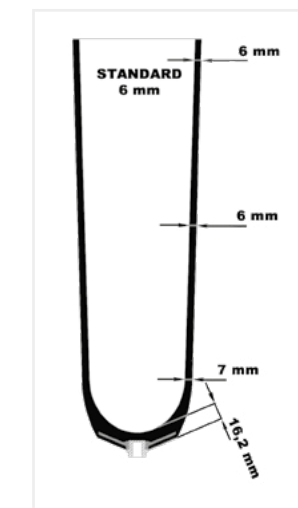
Contraindications

The contraindications listed below are situations in which the Össur RELAX Liner does not show any signs of effect.

- Vascular Residual Limb Pain
- Inflammable Residual Limb Pain
- Proliferative Residual Limb Pain

Technical Information

Material	Silicone, transparent
Matrix	Proprioceptive 2-zone matrix, internal 10+3cm
Length	Approx 35cm
Amputation Level	Transtibial
Distal Connector	Pin Adapter
Items Included	Silicone glue, Össur washing and drying stand
Warranty	6 months



The Relax 3C Cushion liner provides a pain-relieving effect from phantom limb pain, phantom limb sensation and idiopathic residual limb pain. This is due to the metallurgical knitted fabric (Umbrellan) in the cover and liner matrix screening against electromagnetic influences.

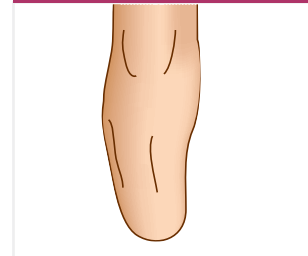
Electromagnetic shielding: As evidenced in Fisher K, Oliver S, Sedki I, Hanspal R. The effect of electromagnetic shielding on phantom limb pain: A placebo-controlled double-blind crossover trial. Prosthetics and Orthotics International. 2015.

Features and Benefits



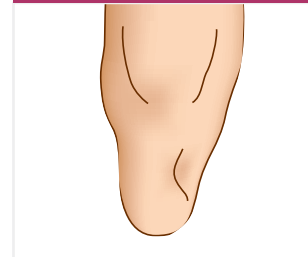
Residual Limb Suitability

Particularly suitable for:

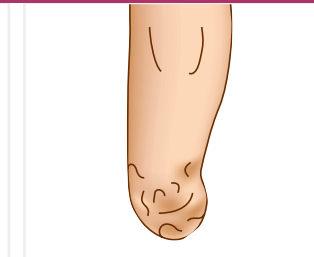


Even residual limb shape, decreasing slightly distally, good soft tissue cover

Suitable for:



More conical residual limb shape, good soft tissue cover



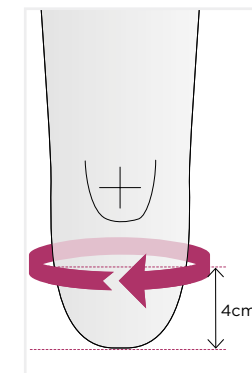
Residual limb bonier, rather poor soft tissue cover and/or with severe scars



Ordering Information

Size (cm)	Part Number
18	NM899718
20	NM899720
22	NM899722
23.5	NM899723
25	NM899725
26.5	NM899726
28	NM899728
30	NM899730
32	NM899732
34	NM899734
36	NM899736
38	NM899738
40	NM899740
45	NM899745

Size Selection



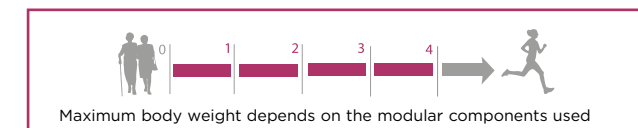
Determining the size
 1. Measure the circumference of the residual limb 4cm above the distal end of the residual limb.
Attention: Bony structures (e.g. end of the tibia) must be included in the circumference. If the distal tibia is not located within the above measurement, measure higher than 4cm above the distal end of the residual limb.
 2. The circumference minus 0-1 liner size determines the size to be ordered.

Determining the matrix

1. Measure the distance from the distal end of the residual limb to the head of the fibula.
 2. Attention: The matrix must not protrude beyond the head of the fibula.

Notes on trimming

1. The matrix must not be cut.
 2. The trim line for a lower leg prosthesis should lie at least 10cm above the region of the socket edge.
 3. Use the Össur pinking scissors for trimming (Part No. N1950006)



Selection Guidelines

Indications

- Idiopathic Limb Pain
- Phantom Limb Pain
- Phantom Sensations

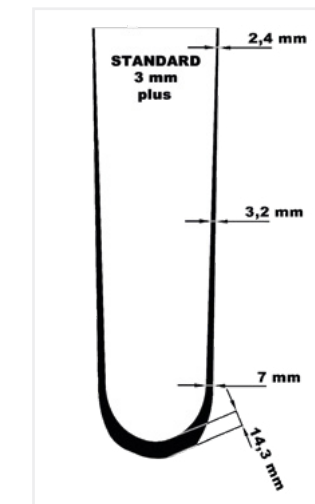
Contraindications

The contraindications listed below are situations in which the Össur RELAX Liner does not show any signs of effect.

- Vascular Residual Limb Pain
- Inflammable Residual Limb Pain
- Proliferative Residual Limb Pain

Technical Information

Material	Silicone, transparent
Matrix	Proprioceptive 2-zone matrix, internal 10+3cm
Length	Approx 35cm
Amputation Level	Transtibial
Distal Connector	None
Items Included	Silicone glue, Össur washing and drying stand
Warranty	6 months



The Relax 6C Cushion liner provides a pain-relieving effect from phantom limb pain, phantom limb sensation and idiopathic residual limb pain. This is due to the metallurgical knitted fabric (Umbrellan) in the cover and liner matrix screening against electromagnetic influences.

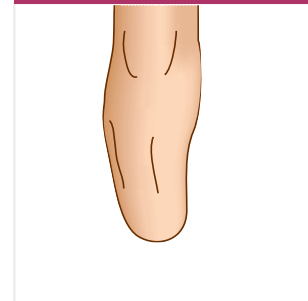
Electromagnetic shielding: As evidenced in Fisher K, Oliver S, Sedki I, Hanspal R. The effect of electromagnetic shielding on phantom limb pain: A placebo-controlled double-blind crossover trial. Prosthetics and Orthotics International. 2015.

Features and Benefits



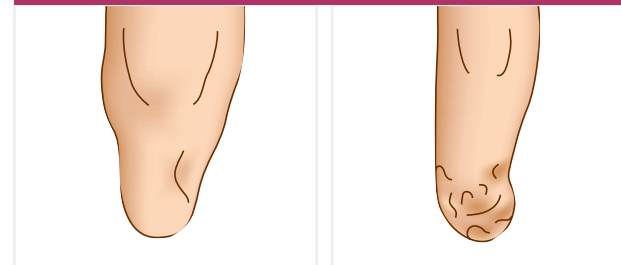
Residual Limb Suitability

Particularly suitable for:



Even residual limb shape, decreasing slightly distally, good soft tissue cover

Suitable for:



More conical residual limb shape, good soft tissue cover

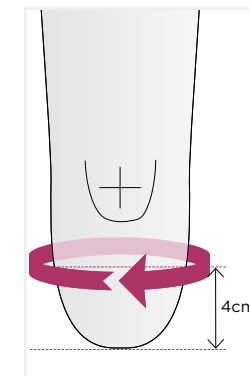
Residual limb bonier, rather poor soft tissue cover and/or with severe scars



Ordering Information

Size (cm)	Part Number
18	NM899818
20	NM899820
22	NM899822
23.5	NM899823
25	NM899825
26.5	NM899826
28	NM899828
30	NM899830
32	NM899832
34	NM899834
36	NM899836
38	NM899838
40	NM899840
45	NM899845

Size Selection



Determining the size
 1. Measure the circumference of the residual limb 4cm above the distal end of the residual limb.
Attention: Bony structures (e.g. end of the tibia) must be included in the circumference. If the distal tibia is not located within the above measurement, measure higher than 4cm above the distal end of the residual limb.
 2. The circumference minus 0-1 liner size determines the size to be ordered.

Determining the matrix

1. Measure the distance from the distal end of the residual limb to the head of the fibula.
 2. Attention: The matrix must not protrude beyond the head of the fibula.

Notes on trimming

1. The matrix must not be cut.
 2. The trim line for a lower leg prosthesis should lie at least 10cm above the region of the socket edge.
 3. Use the Össur pinking scissors for trimming (Part No. N1950006)

Selection Guidelines

Indications

- Idiopathic Limb Pain
- Phantom Limb Pain
- Phantom Sensations

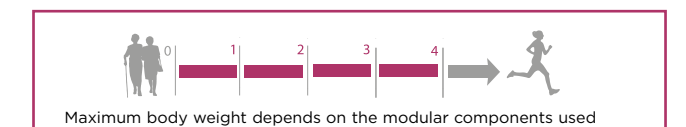
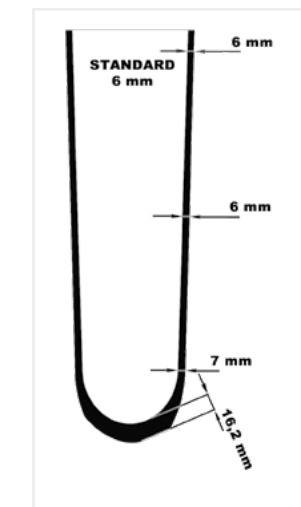
Contraindications

The contraindications listed below are situations in which the Össur RELAX Liner does not show any signs of effect.

- Vascular Residual Limb Pain
- Inflammable Residual Limb Pain
- Proliferative Residual Limb Pain

Technical Information

Material	Silicone, transparent
Matrix	Proprioceptive 2-zone matrix, internal 10+3cm
Length	Approx 35cm
Amputation Level	Transtibial
Distal Connector	None
Items Included	Silicone glue, Össur washing and drying stand
Warranty	6 months



Relax TFS and TFC Liner

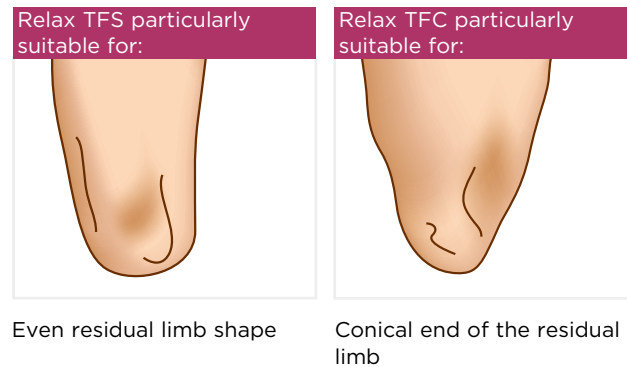
Relax transfemoral liners, available in standard or conical profile, provide a pain-relieving effect from phantom limb pain, phantom limb sensation and idiopathic residual limb pain. This is due to the metallurgical knitted fabric (Umbrellan) in the cover and liner matrix screening against electromagnetic influences.

Electromagnetic shielding: As evidenced in Fisher K, Oliver S, Sedki I, Hanspal R. The effect of electromagnetic shielding on phantom limb pain: A placebo-controlled double-blind crossover trial. Prosthetics and Orthotics International. 2015.

Features and Benefits



Residual Limb Suitability



Replaceable With:



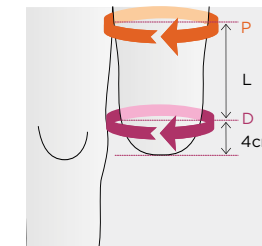
Silicone Liners - Össur® - Relax TFS and TFC

Ordering Information

Size (cm)	Relax TFS Part Number	Relax TFC Part Number
24	-	NM895824
27	NM895727	NM895827
31	NM895731	NM895831
35	NM895735	NM895835
39	NM895739	NM895839
43	NM895743	-
47	NM895747	-
52	NM895752	-

Size Selection

Determining the size
 1. Measure circumference D (distal) of the residual limb 4cm above the distal end of the residual limb. The circumference minus 0-1 liner size determines the size to be ordered.



Attention: Bony structures (e.g. transfemoral border) must be included in the circumference. If the distal femur is not located within the above measurement, measure higher than 4cm above the distal end of the residual limb. The soft tissues must be tightly contained.

2. Measure the length of the residual limb length L from the end of the residual limb (-4cm) to the perineum.

3. Measure circumference P (proximal) at the perineum.*

4. The residual limb length and circumference are the basis for choosing the correct version of the Össur Liner (transfemoral, standard or conical).

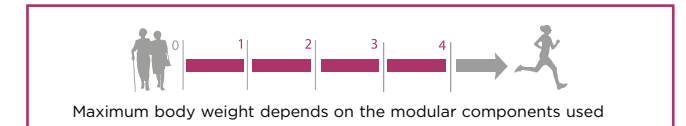
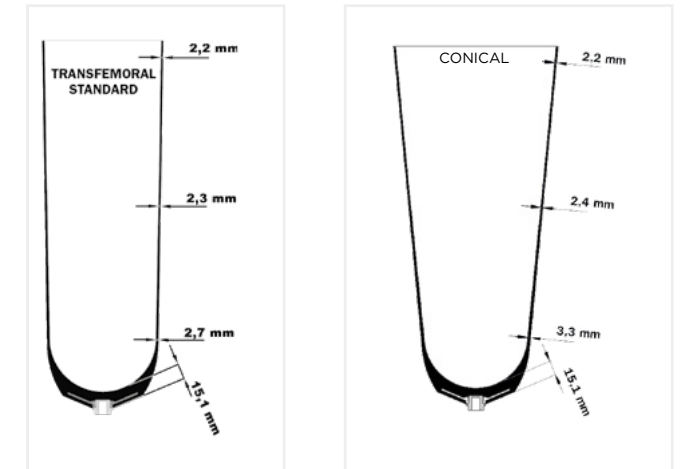
Notes on trimming
 1. The matrix must not be cut.

2. The trim line for a lower leg prosthesis should lie at least 10cm above the region of the socket edge.

3. Use the Össur pinking scissors for trimming (Part No. N1950006).

Technical Information

Material	Silicone, transparent
Matrix	Proprioceptive, continuous, internal
Length	Approx 40cm
Amputation Level	Transfemoral
Distal Connector	Pin Adapter
Items Included	Silicone glue, Össur washing and drying stand
Warranty	6 months



1 Distal Circ. D (Height 4cm)	2 Residual Limb Length 10-15cm	2 Residual Limb Length 15-20cm	2 Residual Limb Length 20-25cm	2 Residual Limb Length 25-30cm	2 Residual Limb Length 30-35cm	2 Residual Limb Length 35-40cm	Liner Size
24 - 27	- 28 >	- 30 >	- 33 >	- 35 >	- 37 >	- 40 >	24
27 - 31	- 31 >	- 34 >	- 37 >	- 39 >	- 42 >	- 44 >	27
31 - 35	- 34 >	- 37 >	- 40 >	- 43 >	- 46 >	- 49 >	31
35 - 39	- 39 >	- 42 >	- 45 >	- 48 >	- 52 >	- 55 >	35
39 - 43	- 43 >	- 46 >	- 50 >	- 54 >	- 57 >	- 60 >	39
43 - 47	S	S	S	S	S	S	43
47 - 52	S	S	S	S	S	S	47
52 - 57	S	S	S	S	S	S	52
	S C	S C	S C	S C	S C	S C	

* Explanation of the table: standard, conical
 If the proximal circumference P is below the standard figure (<), it is a standard liner (=S).
 If the proximal circumference P is above the standard value (>), it is a conical liner (=C).



Uniprox Liner Overview

SoftskinAir®

Breathable Silicone Liner

Softskin

Silicone Liner

With distal connector

Without distal connector

With distal connector

Without distal connector

Firm silicone on the outside, Soft Silicone on the inside

NS-2L-AIR

-

NS-2L

-



NS30-AIR

NSC30-AIR

NS30CL-AIR

NS30

NSC30

NS30CL



Soft Silicone

NS40-AIR

NSPORT-AIR

NSC40-AIR

NS40CL-AIR

NS40

NSC40

NS40CL



Medium Silicone

NS50-AIR

NS50CL-AIR

NS50

NS50CL



Firm Silicone

NSTF-AIR*

-

NSTF*

-



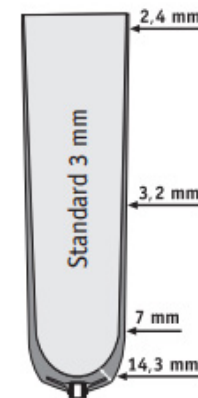
Transfemoral Liners

with consistent matrix for transfemoral users*

The Softskin standard silicone liner range by Uniprox, offers a selection of shore hardnesses with an optional pin connection, or with a smooth distal contour. The liners include a matrix to reduce pistoning whilst the design of the outer knitted fabric allows the socket to be donned more easily.

Features and Benefits

- Improved grip contact
- Unique outer textile allows for easier socket donning
- Decreased skin irritation
- Machine-washable (30°C)
- Available in three shore hardnesses: from the softer NS30 for more sensitive residual limbs, through to the stiffer NS50 liners suitable for higher activity
- The smooth contour (cushion) liners are particularly suitable for bony residual limbs, through-knee amputations and above knee residua with deep scars



Ordering Information

All liners are 3mm thick, 370mm long.

Note: The circumference is measured 4cm above the distal end of the residual limb

Size	With Distal Connector			Without Distal Connector			Smooth Contour	
	Softskin S30	Softskin S40	Softskin S50	Softskin CL30	Softskin CL40	Softskin CL50	Softskin Cushion 30	Softskin Cushion 40
16	NS30-16	NS40-16	NS50-16	NS30CL-16	NS40CL-16	NS50CL-16	-	-
18	NS30-18	NS40-18	NS50-18	NS30CL-18	NS40CL-18	NS50CL-18	-	-
20	NS30-20	NS40-20	NS50-20	NS30CL-20	NS40CL-20	NS50CL-20	-	-
21	NS30-21	NS40-21	NS50-21	NS30CL-21	NS40CL-21	NS50CL-21	-	-
22	NS30-22	NS40-22	NS50-22	NS30CL-22	NS40CL-22	NS50CL-22	-	-
23.5	NS30-23	NS40-23	NS50-23	NS30CL-23	NS40CL-23	NS50CL-23	NSC30-23	NSC40-23
25	NS30-25	NS40-25	NS50-25	NS30CL-25	NS40CL-25	NS50CL-25	NSC30-25	NSC40-25
26.5	NS30-26	NS40-26	NS50-26	NS30CL-26	NS40CL-26	NS50CL-26	NSC30-26	NSC40-26
28	NS30-28	NS40-28	NS50-28	NS30CL-28	NS40CL-28	NS50CL-28	NSC30-28	NSC40-28
30	NS30-30	NS40-30	NS50-30	NS30CL-30	NS40CL-30	NS50CL-30	NSC30-30	NSC40-30
32	NS30-32	NS40-32	NS50-32	NS30CL-32	NS40CL-32	NS50CL-32	NSC30-32	NSC40-32
34	NS30-34	NS40-34	NS50-34	NS30CL-34	NS40CL-34	NS50CL-34	NSC30-34	NSC40-34
36	NS30-36	NS40-36	NS50-36	NS30CL-36	NS40CL-36	NS50CL-36	NSC30-36	NSC40-36
38	NS30-38	NS40-38	NS50-38	NS30CL-38	NS40CL-38	NS50CL-38	NSC30-38	NSC40-38
40	NS30-40	NS40-40	NS50-40	NS30CL-40	NS40CL-40	NS50CL-40	NSC30-40	-
42	NS30-42	NS40-42	NS50-42	NS30CL-42	NS40CL-42	NS50CL-42	NSC30-42	-
45	NS30-45	NS40-45	NS50-45	NS30CL-45	NS40CL-45	NS50CL-45	NSC30-45	-

Technical Information

	Softskin NS30/NS40/NS50	Softskin NS30CL/NS40CL/NS50CL	Softskin Cushion 30	Softskin Cushion 40
Material	Silicone	Silicone	Silicone	Silicone
Shore Hardness	30/40/50	30/40/50	30	40
Thickness	3mm	3mm	3mm	3mm
Length	370mm	370mm	370mm (23.5 - 28mm) 400mm (28 - 36mm) 430mm (36mm<)	370mm (23.5 - 28mm) 400mm (28 - 36mm) 430mm (36mm<)
Amputation Level	Transtibial	Transtibial	Transtibial/ Transfemoral	Transtibial/ Transfemoral
Distal Connector	With Distal Connector	Without Distal Connector	Smooth Contour	Smooth Contour
Mobility Grades	NS30 & NS40 1,2 and 3	NS50 2,3 and 4	NS30CL & NS40CL 1,2 and 3	NS50CL 2,3 and 4
Warranty	6 months	6 months	6 months	6 months

The SoftskinAir® is a unique, breathable silicone liner featuring a distinctive structure and special micropores to reduce the build up of sweat and draw moisture away from the residual limb; providing a unique solution to patients who previously have been unable to wear a liner due to high sweat levels. It has proven effectiveness in wearing tests and moisture level analyses.

Available in multiple shore hardnesses, with an optional pin connection, or with a smooth distal contour.

The SoftskinAir® Sport liner offers an additional distal matrix to further improve the reduction of longitudinal movements.

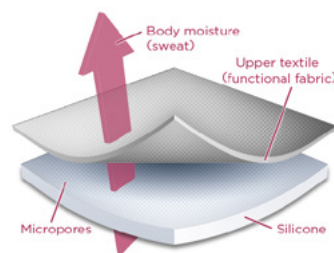
Features and Benefits

- Wicks sweat via micropores
- Breathable and comfortable solution
- Reduced temperature inside the liner
- Decreased skin irritation
- Unique outer textile allows for easier socket donning
- Improved grip contact
- Available with or without distal connector
- Available in three shore hardnesses: from the softer NS30 for more sensitive residual limbs, through to the durable NS50 liners suitable for higher activities
- Machine-washable (30°C)

Air Sport

Additional Features and Benefits

- Additional distal matrix for more stability
- Reduction of elongation
- Excellent wicking of sweat through micropores
- Dual layer with silky inner surface
- Shore hardness: 40 Shore A (soft)
- Sizes: 20 - 30



Ordering Information

All liners are 3mm thick, 370mm long.

Note: The circumference is measured 4cm above the distal end of the residual limb

Size	With Distal Connector			Without Distal Connector			Smooth Contour	
	Softskin Air S30	Softskin Air S40	Softskin Air S50	Softskin Air CL30	Softskin Air CL40	Softskin Air CL50	Softskin Air Cushion 30	Softskin Air Cushion 40
16	NS30-16-AIR	NS40-16-AIR	NS50-16-AIR	NS30CL-16-AIR	NS40CL-16-AIR	NS50CL-16-AIR	-	-
18	NS30-18-AIR	NS40-18-AIR	NS50-18-AIR	NS30CL-18-AIR	NS40CL-18-AIR	NS50CL-18-AIR	-	-
20	NS30-20-AIR	NS40-20-AIR	NS50-20-AIR	NS30CL-20-AIR	NS40CL-20-AIR	NS50CL-20-AIR	-	-
21	NS30-21-AIR	NS40-21-AIR	NS50-21-AIR	NS30CL-21-AIR	NS40CL-21-AIR	NS50CL-21-AIR	-	-
22	NS30-22-AIR	NS40-22-AIR	NS50-22-AIR	NS30CL-22-AIR	NS40CL-22-AIR	NS50CL-22-AIR	-	-
23.5	NS30-23-AIR	NS40-23-AIR	NS50-23-AIR	NS30CL-23-AIR	NS40CL-23-AIR	NS50CL-23-AIR	NSC30-23-AIR	NSC40-23-AIR
25	NS30-25-AIR	NS40-25-AIR	NS50-25-AIR	NS30CL-25-AIR	NS40CL-25-AIR	NS50CL-25-AIR	NSC30-25-AIR	NSC40-25-AIR
26.5	NS30-26-AIR	NS40-26-AIR	NS50-26-AIR	NS30CL-26-AIR	NS40CL-26-AIR	NS50CL-26-AIR	NSC30-26-AIR	NSC40-26-AIR
28	NS30-28-AIR	NS40-28-AIR	NS50-28-AIR	NS30CL-28-AIR	NS40CL-28-AIR	NS50CL-28-AIR	NSC30-28-AIR	NSC40-28-AIR
30	NS30-30-AIR	NS40-30-AIR	NS50-30-AIR	NS30CL-30-AIR	NS40CL-30-AIR	NS50CL-30-AIR	NSC30-30-AIR	NSC40-30-AIR
32	NS30-32-AIR	NS40-32-AIR	NS50-32-AIR	NS30CL-32-AIR	NS40CL-32-AIR	NS50CL-32-AIR	NSC30-32-AIR	NSC40-32-AIR
34	NS30-34-AIR	NS40-34-AIR	NS50-34-AIR	NS30CL-34-AIR	NS40CL-34-AIR	NS50CL-34-AIR	NSC30-34-AIR	NSC40-34-AIR
36	NS30-36-AIR	NS40-36-AIR	NS50-36-AIR	NS30CL-36-AIR	NS40CL-36-AIR	NS50CL-36-AIR	NSC30-36-AIR	NSC40-36-AIR
38	NS30-38-AIR	NS40-38-AIR	NS50-38-AIR	NS30CL-38-AIR	NS40CL-38-AIR	NS50CL-38-AIR	NSC30-38-AIR	NSC40-38-AIR
40	NS30-40-AIR	NS40-40-AIR	NS50-40-AIR	NS30CL-40-AIR	NS40CL-40-AIR	NS50CL-40-AIR	NSC30-40-AIR	-
42	NS30-42-AIR	NS40-42-AIR	NS50-42-AIR	NS30CL-42-AIR	NS40CL-42-AIR	NS50CL-42-AIR	NSC30-42-AIR	-
45	NS30-45-AIR	NS40-45-AIR	NS50-45-AIR	NS30CL-45-AIR	NS40CL-45-AIR	NS50CL-45-AIR	NSC30-45-AIR	-

SoftskinAir Sport® (With Distal Connector)							
Size							
20	22	23.5	25	26.5	28	30	
NSPORT-20-AIR	NSPORT-22-AIR	NSPORT-23.5-AIR	NSPORT-25-AIR	NSPORT-26.5-AIR	NSPORT-28-AIR	NSPORT-30-AIR	

Technical Information

	Softskin Air NS30/NS40/NS50	Softskin Air Sport	Softskin Air NS30CL/NS40CL/ NS50CL	Softskin Air Cushion 30	Softskin Air Cushion 40
Material	Silicone with micropores	Silicone with micropores	Silicone with micropores	Silicone with micropores	Silicone with micropores
Shore Hardness	30/40/50	40	30/40/50	30	40
Thickness	3mm	3mm	3mm	3mm	3mm
Length	370mm	370mm	370mm	370mm (23.5 - 28mm) 400mm (28 - 36mm) 430mm (36mm<)	370mm (23.5 - 28mm) 400mm (28 - 36mm) 430mm (36mm<)
Amputation Level	Transtibial	Transtibial	Transtibial	Transtibial/ Transfemoral	Transtibial/ Transfemoral
Distal Connector	With Distal Connector	With Distal Connector	Without Distal Connector	Smooth Contour	Smooth Contour
Mobility Grades	1,2 and 3 (NS30 & NS40)	2,3 and 4 (NS50)	2,3 and 4	1,2 and 3 (NS30CL & NS40CL)	1,2 and 3 (NS50CL)
Warranty	6 months	6 months	6 months	6 months	6 months

Softskin 2L / SoftskinAir® 2L

The Softskin 2L and SoftskinAir® 2L are dual layer liners featuring a soft silicone inner for gentle skin contact, with a firmer silicone outer to provide stability.

The SoftskinAir® 2L offers the additional benefit of sweat wicking micropores to reduce moisture, resulting in drier skin and lower temperature within the liner for residual limb comfort and reduced skin irritation.

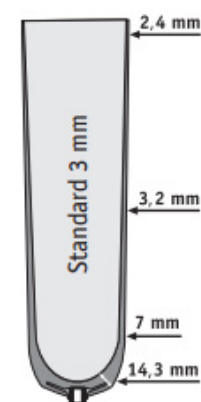
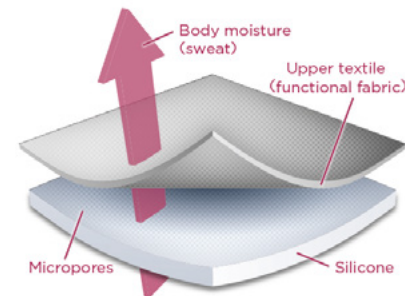
Features and Benefits

- Soft on the inside, stable on the outside (Shore hardness 30/50)
- Soft residual limb padding
- Innovative functional knitted fabric to reduce the longitudinal movement without an internal matrix
- Improved grip contact
- Decreased skin irritation
- Sizes: 16 - 45
- Machine-washable (30°C)

SoftskinAir® 2L

Additional Features and Benefits

- Breathable and comfortable solution
- Wicks sweat via micropores



Silicone Liners - Uniprox® - Softskin 2L / SoftskinAir® 2L

Ordering Information

All liners are 3mm thick, 370mm long.

Note: The circumference is measured 4cm above the distal end of the residual limb

Size	With Distal Connector	
	Softskin 2L	SoftskinAir® 2L
16	NS-2L-16	NS-2L-16-AIR
18	NS-2L-18	NS-2L-18-AIR
20	NS-2L-20	NS-2L-20-AIR
21	NS-2L-21	NS-2L-21-AIR
22	NS-2L-22	NS-2L-22-AIR
23.5	NS-2L-23	NS-2L-23-AIR
25	NS-2L-25	NS-2L-25-AIR
26.5	NS-2L-26	NS-2L-26-AIR
28	NS-2L-28	NS-2L-28-AIR
30	NS-2L-30	NS-2L-30-AIR
32	NS-2L-32	NS-2L-32-AIR
34	NS-2L-34	NS-2L-34-AIR
36	NS-2L-36	NS-2L-36-AIR
38	NS-2L-38	NS-2L-38-AIR
40	NS-2L-40	NS-2L-40-AIR
42	NS-2L-42	NS-2L-42-AIR
45	NS-2L-45	NS-2L-45-AIR

Technical Information

	Softskin 2L	SoftskinAir® 2L
Material	Silicone	Silicone with micropores
Shore Hardness	30 inner/50 outer	30 inner/50 outer
Thickness	3mm	3mm
Length	370mm	370mm
Amputation Level	Transtibial	Transtibial
Distal Connector	With Distal Connector	With Distal Connector
Mobility Grades	1,2 and 3	1,2 and 3
Warranty	6 months	6 months

Softskin TF / SoftskinAir® TF

The Softskin TF and SoftskinAir® TF silicone liners offer the benefits of the Softskin range to a wider range of transfemoral users thanks to their increased size range.

With a shore hardness of 40, these liners allow long lasting comfort to the user with high transverse elasticity to adapt to residuum shape.

The TF Air offers the additional benefit of sweat-wicking micropores to reduce moisture, resulting in drier skin and lower temperature within the liner for residual limb comfort and skin irritation reduction.

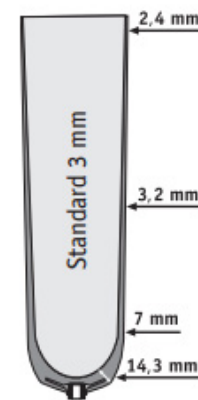
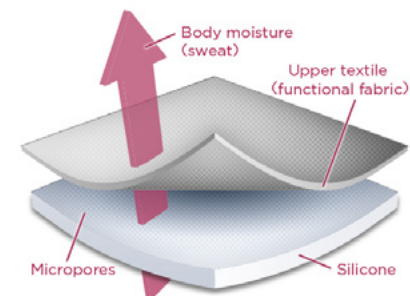
Features and Benefits

- Soft residual limb padding
- Innovative functional knitted fabric to reduce the longitudinal movement without an internal matrix
- Improved grip contact
- Decreased skin irritation
- Sizes: 28 - 55
- Machine-washable (30°C)

SoftskinAir® TF

Additional Features and Benefits

- Breathable and comfortable solution
- Wicks sweat via micropores



Silicone Liners - Uniprox® - Softskin TF / SoftskinAir® TF

Ordering Information

All liners are 3mm thick, 350mm long.

Note: The circumference is measured 4cm above the distal end of the residual limb

Size	Softskin TF	SoftskinAir® TF
28	NSTF-28	NSTF-28-AIR
30	NSTF-30	NSTF-30-AIR
32	NSTF-32	NSTF-32-AIR
34	NSTF-34	NSTF-34-AIR
36	NSTF-36	NSTF-36-AIR
38	NSTF-38	NSTF-38-AIR
40	NSTF-40	NSTF-40-AIR
42	NSTF-42	NSTF-42-AIR
45	NSTF-45	NSTF-45-AIR
50	NSTF-50	NSTF-50-AIR
55	NSTF-55	NSTF-55-AIR

Technical Information

	Softskin TF	SoftskinAir® TF
Material	Silicone	Silicone with micropores
Shore Hardness	40	40
Thickness	3mm	3mm
Length	350mm	350mm
Amputation Level	Transfemoral	Transfemoral
Distal Connector	With Distal Connector	With Distal Connector
Mobility Grades	1,2,3 and 4	1,2,3 and 4
Warranty	6 months	6 months



**SoftskinAir®
NS30/NS40/NS50**
Breathable Silicone-Liners



**SoftskinAir®
NS30CL/NS40CL/NS50CL**
Breathable Silicone-Liners



**SoftskinAir®
2L**
Breathable Silicone-Liners



**SoftskinAir®
SPORT**
Breathable Silicone-Liner



**SoftskinAir®
Cushion 30**
Breathable Silicone-Liners



**SoftskinAir®
Cushion 40**
Breathable Silicone-Liners



**SoftskinAir®
TF**
Comfortable & Breathable
Transfemoral Liners

Material	Silicone (with Micropores)				Silicone (with Micropores)		Silicone (with Micropores)		Silicone (With Micropores)		Silicone (with Micropores)		Silicone (with Micropores)			
Shore Hardness	30/40/50		30/40/50		30/50		40		30		40		40			
Thickness	3mm		3mm		3mm		3mm		3mm		3mm		3mm			
Length	370mm		370mm		370mm		370mm		370mm (23.5 - 28mm) 400mm (28 - 36mm) 430mm (36mm<)		350mm		350mm			
Amputation Level	Transtibial		Transtibial/Transfemoral				Transtibial		Transtibial		Transtibial/Transfemoral		Transfemoral			
Distal Connection	With Distal Connector		Without Distal Connector				With Distal Connector		With Distal Connector		Without Distal Connector		With Distal Connector			
Mobility Grades	NS30 & NS40 1,2,3		NS50 2,3 and 4		NS30CL & NS40CL 1,2,3		NS50CL 2,3 and 4		1,2 and 3		2,3 and 4		1,2 and 3		1,2,3 and 4	
Warranty	6 months		6 months				6 months		6 months		6 months		6 months		6 months	

The Streifeneder silicone liners offer solutions to meet a wide range of user requirements. Each liner uses robust, first-class materials, alongside Streifeneder's new knit technology, to provide a great balance of comfort and function.

The ClassicSil.basic is a 3mm silicone liner made with firm silicone.



Features and Benefits


- Ideal introductory silicone liner for residual limbs with reasonable soft tissue coverage
- Suitable for low, moderate and high activity levels
- Designed for those looking for improved comfort and suspension
- Lined with antiseptic additives called 'SteriOne', to help keep liners free of bacteria and micro-organisms
- Cost effective 1 year warranty
- Integrated 10cm knitted matrix reduces distal elongation under tensile load
- Easy to don and doff due to resilient polyamide/ elastane cover
- Integrated coloured vertical stripe for easier donning orientation
- Distal silicone-rotation control
- Available with or without distal connections



Antibacterial Technology (SteriOne)




Suitable for Water Use



Improved Knit Technology

ComfortSil.basic



Ordering Information

Ordering Example NMA50L10/18 (with distal connection, size 18)				
Size	Thickness	Outer Matrix	Distal Connection	Part Number
16, 18, 20, 21, 22, 23.5, 25, 26.5, 28, 30, 32, 34, 36, 38, 40, 42, 45	3mm	10cm	with	NMA50L10/Size
16, 18, 20, 21, 22, 23.5, 25, 26.5, 28, 30, 32, 34, 36, 38, 40, 42, 45	3mm	without	without	NMA50L20/Size



Sizing Note: Measure the distal circumference approx. 4cm above the distal end and select the liner in the same size or one size smaller.

Suitability Chart

Amputation Type	ClassicSil.basic
Pear-shaped below-knee (Transtibial)	● 3mm basic
Normal, cylindrical below-knee (Transtibial)	●●● 3mm basic

Key: Optimal: ●●● Good: ●● Suitable: ●

Technical Information

Activity Level	K2 to K4
Wall Thickness	3mm
Total Length	Approx 370mm
Material	Firm silicone, medical grade, approx. 40 shore 00
Amputation Level	Transtibial
Distal Connector	Pin Adapter or without
Warranty	1 Year
Colour	Silver Grey

Supplied with a drying stand.

The Streifeneder silicone liners offer solutions to meet a wide range of user requirements. Each liner uses robust, first-class materials, alongside Streifeneder's new knit technology, to provide a great balance of comfort and function.

The ComfortSil prosthetic liner is a 3mm/6mm silicone liner made with soft silicone.



Features and Benefits


- Ideal silicone liner for those with pressure sensitive residual limbs
- Suitable for low to moderate activity levels
- Designed for those looking for additional comfort and compliance
- Provides additional protection for residual limbs with reduced soft tissue or partially prominent bony anatomy (soft only)
- Lined with antiseptic additives called 'SteriOne', to help keep liners free of bacteria and micro-organisms
- Integrated 10cm knitted matrix reduces distal elongation under tensile load
- Easy to don and doff due to resilient polyamide/elastane cover
- Integrated coloured vertical stripe for easier donning orientation
- Distal silicone-rotation control
- Available with or without distal connections



Antibacterial Technology (SteriOne)

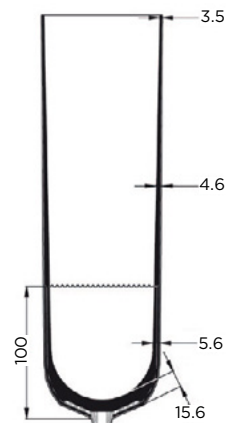


Suitable for Water Use

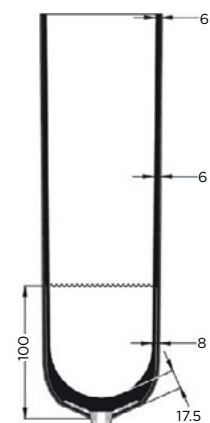


Improved Knit Technology

ComfortSil.basic



ComfortSil.soft



ComfortSil.basic

Ordering Information

ComfortSil.basic				
Ordering Example NMA40L10/18 (with distal connection, size 18)				
Size	Thickness	Outer Matrix	Distal Connection	Part Number
16, 18, 20, 21, 22, 23.5, 25, 26.5, 28, 30, 32, 34, 36, 38, 40, 42, 45	3mm	10cm	with	NMA40L10/Size
16, 18, 20, 21, 22, 23.5, 25, 26.5, 28, 30, 32, 34, 36, 38, 40, 42, 45	3mm	without	without	NMA40L20/Size



Sizing Note: Measure the distal circumference approx. 4cm above the distal end and select the liner in the same size or one size smaller.

Technical Information

Activity Level	K1 to K3
Wall Thickness	3mm
Total Length	Approx 370mm
Material	Especially soft silicone, medical grade, approx. 26 shore
Amputation Level	Transtibial
Distal Connector	Pin Adapter or without
Warranty	6 Month
Colour	Silver Grey

Supplied with a drying stand.

ComfortSil.soft

Ordering Information

ComfortSil.soft				
Ordering Example NMA41L10/18 (with distal connection, size 18)				
Size	Thickness	Outer Matrix	Distal Connection	Part Number
18, 20, 21, 22, 23.5, 25, 26.5, 28, 30, 32, 34, 36, 38, 40, 42, 45	6mm	10cm	with	NMA41L10/Size
18, 20, 21, 22, 23.5, 25, 26.5, 28, 30, 32, 34, 36, 38, 40, 42, 45	6mm	without	without	NMA41L20/Size



Sizing Note: Measure the distal circumference approx. 4cm above the distal end and select the liner in the same size or one size smaller.

Technical Information

Activity Level	K1 to K3
Wall Thickness	6mm
Total Length	Approx 370mm
Material	Especially soft silicone, medical grade, approx. 26 shore
Amputation Level	Transtibial
Distal Connector	Pin Adapter or without
Warranty	6 Month
Colour	Silver Grey

Supplied with a drying stand.

Suitability Chart

Amputation Type	ComfortSil.basic/soft
Pear-shaped below-knee (Transtibial)	● 3mm basic
Normal, cylindrical below-knee (Transtibial)	●●● 3mm basic
Bony, conical below-knee (Transtibial)	●●● 6mm soft

Key: Optimal: ●●● Good: ●● Suitable: ●

The Streifeneder silicone liners offer solutions to meet a wide range of user requirements. Each liner uses robust, first-class materials, alongside Streifeneder's new knit technology, to provide a great balance of comfort and function.

The SkinCareSil prosthetic liner is a 3mm/6mm silicone liner made with soft silicone.



Features and Benefits

- Ideal silicone liner for those with pressure sensitive residual limbs
- Suitable for low activity levels
- Designed with Aloe Vera to promote skin integrity
- Provides additional protection for residual limbs with reduced soft tissue or partially prominent bony anatomy (.soft only)
- Lined with antiseptic additives called 'SteriOne', to help keep liners free of bacteria and micro-organisms
- Integrated 10cm knitted matrix reduces distal elongation under tensile load
- Easy to don and doff due resilient polyamide/elastane cover
- Integrated coloured vertical stripe for easier donning orientation
- Distal silicone rotation control
- Available with or without distal connection



Made using Aloe Vera Extract



Antibacterial Technology (SteriOne)

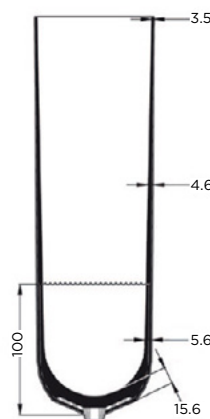


Suitable for Water Use



Improved Knit Technology

SkinCareSil.basic



SkinCareSil.soft



SkinCareSil.basic Ordering Information

SkinCareSil.basic				
Ordering Example NMA46L10/18 (with distal connection, size 18)				
Size	Thickness	Outer Matrix	Distal Connection	Part Number
16, 18, 20, 21, 22, 23.5, 25, 26.5, 28, 30, 32, 34, 36, 38, 40, 42, 45	3mm	10cm	with	NMA46L10/Size
16, 18, 20, 21, 22, 23.5, 25, 26.5, 28, 30, 32, 34, 36, 38, 40, 42, 45	3mm	without	without	NMA46L20/Size



Sizing Note: Measure the distal circumference approx. 4cm above the distal end and select the liner in the same size or one size smaller.

Technical Information

Activity Level	K1 to K2
Wall Thickness	3mm
Total Length	Approx 370mm
Material	Especially soft silicone, medical grade, approx. 28 shore
Amputation Level	Transtibial
Distal Connector	Pin Adapter
Warranty	6 Month
Colour	Silver Grey

Supplied with a drying stand.

SkinCareSil.soft Ordering Information

SkinCareSil.soft				
Ordering Example NMA48L10/18 (with distal connection, size 18)				
Size	Thickness	Outer Matrix	Distal Connection	Part Number
18, 20, 21, 22, 23.5, 25, 26.5, 28, 30, 32, 34, 36, 38, 40, 42, 45	6mm	10cm	with	NMA48L10/Size
18, 20, 21, 22, 23.5, 25, 26.5, 28, 30, 32, 34, 36, 38, 40, 42, 45	6mm	without	without	NMA48L20/Size



Sizing Note: Measure the distal circumference approx. 4cm above the distal end and select the liner in the same size or one size smaller.

Technical Information

Activity Level	K1 to K2
Wall Thickness	6mm
Total Length	Approx 370mm
Material	Especially soft silicone, medical grade, approx. 28 shore
Amputation Level	Transtibial
Distal Connector	Pin Adapter or without
Warranty	6 Month
Colour	Silver Grey

Supplied with a drying stand.

Suitability Chart

Amputation Type	SkinCareSil.basic/soft
Pear-shaped below-knee (Transtibial)	●●● 3mm basic
Normal, cylindrical below-knee (Transtibial)	●●●● 3mm basic
Bony, conical below-knee (Transtibial)	●●●● 6mm soft


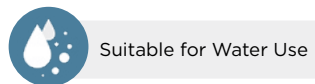
Key: Optimal: ●●●● Good: ●●● Suitable: ●

The Streifeneder silicone liners offer solutions to meet a wide range of user requirements. Each liner uses robust, first-class materials, alongside Streifeneder's new knit technology, to provide a great balance of comfort and function.


The PrimoSil.basic is a 3mm silicone liner made with especially soft silicone.

Features and Benefits

- Ideal silicone liner for those with pressure sensitive residual limbs
- Suitable for low to moderate activity levels
- Designed for those looking for additional comfort and compliance
- No antibacterial finish for users with more sensitive skin
- Integrated 10cm knitted matrix reduces distal elongation under tensile load
- Easy to don and doff due resilient polyamide/elastane cover
- Integrated coloured vertical stripe for easier donning orientation
- Distal silicone-rotation control
- Available with or without distal connections



PrimoSil.basic



Ordering Information

PrimoSil.basic				
Ordering Example NMA44L10/18 (with distal connection, size 18)				
Size	Thickness	Outer Matrix	Distal Connection	Part Number
16, 18, 21, 22, 23.5, 25, 26.5, 28, 30, 32, 34, 36, 38, 40, 42, 45	3mm	10cm	with	NMA44L10/Size
16, 18, 21, 22, 23.5, 25, 26.5, 28, 30, 32, 34, 36, 38, 40, 42, 45	3mm	without	without	NMA44L20/Size

Sizing Note: Measure the distal circumference approx. 4 cm above the distal end and select the liner in the same size or one size smaller.

Suitability Chart

Amputation Type	PrimoSil.basic
Pear-shaped below-knee (Transtibial)	● 3mm basic
Normal, cylindrical below-knee (Transtibial)	●●● 3mm basic
Bony, conical below-knee (Transtibial)	●●● 6mm soft

Key: Optimal: ●●● Good: ●● Suitable: ●

Technical Information

Activity Level	K1 to K3
Wall Thickness	3mm
Total Length	Approx 370mm
Max. Patient Weight	150kg
Material	Especially soft silicone, medical grade, approx. 26 shore
Amputation Level	Transtibial
Distal Connector	Pin Adapter or without
Warranty	6 Month
Colour	Sand

Supplied with a drying stand.

The Streifeneder silicone liners offer solutions to meet a wide range of user requirements. Each liner uses robust, first-class materials, alongside Streifeneder's new knit technology, to provide a great balance of comfort and function.

The AKControl.Sil is an above-knee 2mm silicone liner made with moderately firm silicone.

Features and Benefits


- Ideal silicone liner for distal suspension on residual limbs with reasonable soft tissue coverage
- Suitable for low, moderate and high activity levels
- Lined with antiseptic additives called 'SteriOne', to help keep liners free of bacteria and micro-organisms
- Vertical panels resist elongation
- For above knee patients, alternatively may be useful for a larger transtibial residual limb
- Easy to don and doff due resilient polyamide/elastane cover
- Optional anti-rotation silicone strips prevent twisting between liner and socket (NMA60L10 only)
- Integrated coloured vertical stripe for easier donning orientation
- Distal silicone-rotation control
- Available with distal connection



Antibacterial Technology (SteriOne)



Suitable for Water Use



AKControl.Sil



Ordering Information

AKControl.Sil		
Ordering Example NMA60L10/32 (with silicone strips, size 32)		
Size	Silicone Strips	Part Number
25, 26.5, 28, 30, 32, 34, 36, 38, 40, 42, 45, 50, 55	With	NMA60L10/Size
25, 26.5, 28, 30, 32, 34, 36, 38, 40, 42, 45, 50, 55	Without	NMA60L50/Size



Sizing Note: Measure the distal circumference approx. 4cm above the distal end and select the liner in the same size or one size smaller.

Suitability Chart

Amputation Type	AKControl.Sil
Pear-shaped below-knee (Transtibial)	○
Normal, cylindrical below-knee (Transtibial)	●● for large BK-stumps
Bony, conical below-knee (Transtibial)	○
Cylindrical above-knee (Transfemoral)	●●●
Conical above-knee (Transfemoral)	○

Key: Optimal: ●●● Good: ●● Suitable: ○

Technical Information

Activity Level	K1 to K4
Wall Thickness	2mm
Total Length	Approx 370mm
Max. Patient Weight	150kg
Material	Medium/firm silicone, medical grade, approx. 50 shore
Amputation Level	transfemoral/large transtibial
Distal Connector	Pin Adapter or without
Warranty	6 Month
Colour	Silver Grey

Supplied with a drying stand.



Gel Liners



The College Park Genesee liner offers all the benefits of a gel liner in an affordable package. This durable liner is shaped for fit and flexibility, with cushioning comfort and excellent limb conforming properties. It fits a wide range of users.

The unique fabric improves the fibre-to-gel bond, reduces pistoning, and makes donning the socket easier. Mineral oil is infused into the liner to help absorb shear forces and maintain moisture.

Features and Benefits

- Retro-fits with industry standard liners of equal thickness and profile
- Infused with mineral oil to moisturise the skin and absorb shear forces
- Unique fabric provides a superior fibre to gel bond, reducing pistoning and easing socket donning
- 41cm long for the perfect fit
- Activity Level K1-K3

Ordering Information

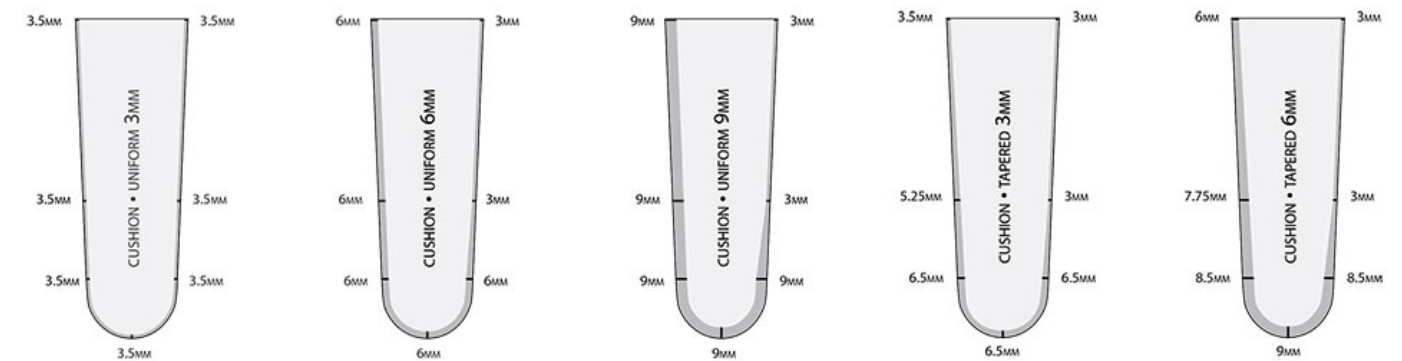
Ordering Example: NGLK-G-6C-TM

Part ID	Thickness	Type	Profile	Size
NGLK-G				
	3mm 3	Pinlock L	Tapered T	Medium M
	6mm 6	Cushion C	Uniform U	Medium Plus MP
	9mm 9			Large L
				Large Plus LP
				Extra Large XL

Size Information

Thickness	3mm		6mm		9mm		Proximal Circ.	Distal Circ.
	Uniform	Tapered	Uniform	Tapered	Uniform	Tapered		
Medium	✓	✓	✓	✓	✓	X	23 - 33cm	20 - 28cm
Medium+	✓	✓	✓	✓	✓	X	33 - 43cm	20 - 28cm
Large	✓	X	✓	✓	✓	X	36 - 46cm	23 - 30cm
Large+	✓	X	✓	X	✓	X	41 - 53cm	28 - 38cm
Extra Large	✓	X	✓	X	X	X	43 - 69cm	30 - 51cm

✓ Available X Not available



Technical Information

Material	Thermoplastic Elastomer (TPE) Gel
Length	40.6cm (+/- 1.2cm)
Type	Cushion or Locking
Size	M, M+, L, L+, XL
Profile	Tapered or Uniform
Thickness	3mm, 6mm, 9mm
Activity Level	K1-K3
Warranty	6 months

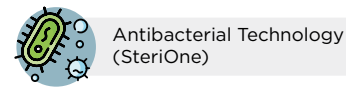


The ContexGel.basic is a conical shaped liner, constructed using 3mm of uniform, soft ContexGel. making it ideal for below-knee and above knee amputees with bony and pressure sensitive residual limbs.

The viscoelasticity of the polymer gel ensures even pressure in the socket and reduces shear forces, combined with medicinal white oils and antibacterial properties to nourish and restore stressed residual limb skin. The liner is supplied with a stabilising matrix option, to eliminate longitudinal stretching of soft residual limb tissue.

Features and Benefits

- Ideal for users with a low to moderate activity level (1-3)
- Can be provided without a distal connection for vacuum sockets
- Offers superior protection and optimised shock absorption over the entire limb
- Excellent circumferential elasticity compensates for residual limb volume changes
- Circular knit design eliminates the need for lateral 'flat-lock' seams which were subject to excessive friction
- Thermo-formable at 60°C (140°F)
- Distal rotation control supports the user when guiding their residual limb into their prosthesis
- Soft silicone rotation caps



Antibacterial Technology (SteriOne)



Ordering Information

Activity Level Descriptions

Level 1: Patient is capable of using a prostheses in order to walk on level floors with a steady gait.

Level 2: Patient is capable of overcoming low obstacles such as kerbs, single steps or uneven floors.

Level 3: Patient is capable of moving with a prostheses at varying walking speeds, and is able to overcome everyday obstacles. Can be considered an 'unlimited outdoor walker'.

ContexGel.basic without Matrix				
Size	Distal (cm)	Proximal (cm)	Distal Connection	Part Number
S	16 - 23	25 - 36	With	NMA20L10/S
M	19 - 30	30 - 43	With	NMA20L10/M
L	24 - 34	38 - 58	With	NMA20L10/L
XL	28 - 39	41 - 63	With	NMA20L10/XL
XXL	32 - 44	43 - 69	With	NMA20L10/XXL
S	16 - 23	25 - 36	Without	NMA20L20/S
M	19 - 30	30 - 43	Without	NMA20L20/M
L	24 - 34	38 - 58	Without	NMA20L20/L
XL	28 - 39	41 - 63	Without	NMA20L20/XL
XXL	32 - 44	43 - 69	Without	NMA20L20/XXL

ContexGel.basic with Matrix				
Size	Distal (cm)	Proximal (cm)	Distal Connection	Part Number
S	16 - 23	25 - 36	With	NMA25L10/S
M	19 - 30	30 - 43	With	NMA25L10/M
L	24 - 34	38 - 58	With	NMA25L10/L
XL	28 - 39	41 - 63	With	NMA25L10/XL
XXL	32 - 44	43 - 69	With	NMA25L10/XXL
S	16 - 23	25 - 36	Without	NMA25L20/S
M	19 - 30	30 - 43	Without	NMA25L20/M
L	24 - 34	38 - 58	Without	NMA25L20/L
XL	28 - 39	41 - 63	Without	NMA25L20/XL
XXL	32 - 44	43 - 69	Without	NMA25L20/XXL

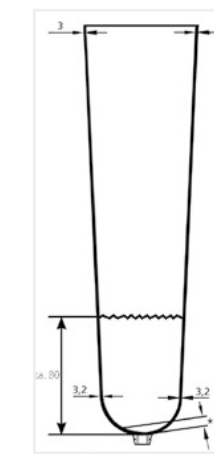
Stand Supplied.

Suitability Chart

Amputation Type	ContexGel Liners Socket Comfort
Pear-shaped below-knee (Transtibial)	●●
Normal, cylindrical below-knee (Transtibial)	●●●
Bony, conical below-knee (Transtibial)	●●●
Cylindrical above-knee (Transfemoral)	●●●● Use basic version only
Conical above-knee (Transfemoral)	●●●● Use basic version only

Key: Optimal: ●●● Good: ●● Suitable: ●

Size Information



Measure the distal circumference at 4cm from the distal end of the residual limb. Choose the liner size that accommodates that dimension, whilst also taking into consideration the proximal circumference (measured 30cm above the distal end of the residual limb). Having defined the size required, please refer to the table adjacent for part number information.

*5.2mm without distal connection
14mm with distal connection

Technical Information

Material	Polymer Gel - dermatologically tested, inhibits bacteria, hypo allergenic
Matrix	Optional
Length	Approx 37cm
Amputation Level	Transtibial and Transfemoral*
Distal Connector	Pin Adapter or Cushion
Activity Level	Low to Moderate
Warranty	6 months

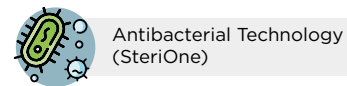
*Note: For transfemoral use it is advised that only the basic (3mm) option should be chosen.

The ContexGel.soft is a conical shaped liner with a 6mm anterior wall thickness and 3mm posterior wall thickness that allows the knee to bend easily in the socket. Ideal for use by below-knee amputees with bony residual limbs, and can be used as a suitable substitute for soft tissue over the tibial crest and distal end.

The viscoelasticity of the polymer gel, combined with medicinal white oils and antibacterial properties ensures even pressure in the socket while reducing shear forces and restoring the skin of stressed residual limbs. It has a stabilising matrix option to prevent longitudinal stretching of soft residual limb tissue.

Features and Benefits

- Ideal for users with a low to moderate activity level (1-3)
- Can be provided without a distal connection for vacuum sockets
- Offers superior protection and optimised shock absorption over the entire limb
- Excellent circumferential elasticity compensates for residual limb volume changes
- Circular knit design eliminates the need for lateral 'flat-lock' seams which were subject to excessive friction
- Thermo-formable at 60°C (140°F)
- Distal rotation control supports the user when guiding their residual limb into their prosthesis
- Soft silicone rotation caps



Antibacterial Technology (SteriOne)



Ordering Information

Activity Level Descriptions

Level 1: Patient is capable of using a prostheses in order to walk on level floors with a steady gait.

Level 2: Patient is capable of overcoming low obstacles such as kerbs, single steps or uneven floors.

Level 3: Patient is capable of moving with a prostheses at varying walking speeds, and is able to overcome everyday obstacles. Can be considered an 'unlimited outdoor walker'.

ContexGel.soft without Matrix

Size	Distal	Proximal	Distal Connection	Part Number
S	16 - 23cm	25 - 36cm	With	NMA21L10/S
M	19 - 30cm	30 - 43cm	With	NMA21L10/M
L	24 - 34cm	38 - 58cm	With	NMA21L10/L
XL	28 - 39cm	41 - 63cm	With	NMA21L10/XL
XXL	32 - 44cm	43 - 69cm	With	NMA21L10/XXL
S	16 - 23cm	25 - 36cm	Without	NMA21L20/S
M	19 - 30cm	30 - 43cm	Without	NMA21L20/M
L	24 - 34cm	38 - 58cm	Without	NMA21L20/L
XL	28 - 39cm	41 - 63cm	Without	NMA21L20/XL
XXL	32 - 44cm	43 - 69cm	Without	NMA21L20/XXL

ContexGel.soft with Matrix

Size	Distal	Proximal	Distal Connection	Part Number
S	16 - 23cm	25 - 36cm	With	NMA26L10/S
M	19 - 30cm	30 - 43cm	With	NMA26L10/M
L	24 - 34cm	38 - 58cm	With	NMA26L10/L
XL	28 - 39cm	41 - 63cm	With	NMA26L10/XL
XXL	32 - 44cm	43 - 69cm	With	NMA26L10/XXL
S	16 - 23cm	25 - 36cm	Without	NMA26L20/S
M	19 - 30cm	30 - 43cm	Without	NMA26L20/M
L	24 - 34cm	38 - 58cm	Without	NMA26L20/L
XL	28 - 39cm	41 - 63cm	Without	NMA26L20/XL
XXL	32 - 44cm	43 - 69cm	Without	NMA26L20/XXL

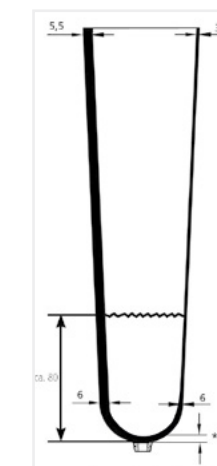
Stand Supplied.

Suitability Chart

Amputation Type	ContexGel Liners Socket Comfort
Pear-shaped below-knee (Transtibial)	●●
Normal, cylindrical below-knee (Transtibial)	●●●●
Bony, conical below-knee (Transtibial)	●●●●

Key: Optimal: ●●●● Good: ●● Suitable: ●

Size Information



Measure the distal circumference at 4cm from the distal end of the residual limb. Choose the liner size that accommodates that dimension, whilst also taking into consideration the proximal circumference (measured 30cm above the distal end of the residual limb). Having defined the size required, please refer to the table adjacent for part number information.

*8mm without distal connection
14mm with distal connection

Technical Information

Material	Polymer Gel - dermatologically tested, inhibits bacteria, hypo allergenic
Matrix	Optional
Length	Approx 37cm
Amputation Level	Transtibial*
Distal Connector	Pin Adapter or Cushion
Activity Level	Low to Moderate
Warranty	6 months

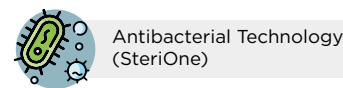
*Note: For transfemoral use it is advised that only the basic (3mm) option should be chosen. See page 180.

The ContexGel.soft+ is a conical shaped liner with a 9mm anterior wall thickness and 3mm posterior wall thickness that allows the knee to bend easily in the socket. Ideal for use by below-knee amputees with pressure sensitive or bony residual limbs, and can be used as a suitable substitute for soft tissue over the tibial crest and distal end.

The viscoelasticity of the polymer gel, combined with medicinal white oils and antibacterial properties ensures even pressure in the socket while reducing shear forces and restoring the skin of stressed residual limbs. Available with an optional stabilising matrix to prevent longitudinal stretching of soft residual limb tissue.

Features and Benefits

- Ideal for users with a low to moderate activity level (1-3)
- Can be provided without a distal connection for vacuum sockets
- Offers superior protection and optimised shock absorption over the entire limb
- Excellent circumferential elasticity compensates for residual limb volume changes
- Circular knit design eliminates the need for lateral 'flat-lock' seams which were subject to excessive friction
- Thermo-formable at 60°C (140°F)
- Distal rotation control supports the user when guiding their residual limb into their prosthesis
- Soft silicone rotation caps



Antibacterial Technology (SteriOne)



Ordering Information

Activity Level Descriptions

Level 1: Patient is capable of using a prostheses in order to walk on level floors with a steady gait.

Level 2: Patient is capable of overcoming low obstacles such as kerbs, single steps or uneven floors.

Level 3: Patient is capable of moving with a prostheses at varying walking speeds, and is able to overcome everyday obstacles. Can be considered an 'unlimited outdoor walker'.

ContexGel.soft+ without Matrix

Size	Distal (cm)	Proximal (cm)	Distal Connection	Part Number
S	16 - 23	25 - 36	With	NMA22L10/S
M	19 - 30	30 - 43	With	NMA22L10/M
L	24 - 34	38 - 58	With	NMA22L10/L
XL	28 - 39	41 - 63	With	NMA22L10/XL
XXL	32 - 44	43 - 69	With	NMA22L10/XXL
S	16 - 23	25 - 36	Without	NMA22L20/S
M	19 - 30	30 - 43	Without	NMA22L20/M
L	24 - 34	38 - 58	Without	NMA22L20/L
XL	28 - 39	41 - 63	Without	NMA22L20/XL
XXL	32 - 44	43 - 69	Without	NMA22L20/XXL

ContexGel.soft+ with Matrix

Size	Distal (cm)	Proximal (cm)	Distal Connection	Part Number
S	16 - 23	25 - 36	With	NMA27L10/S
M	19 - 30	30 - 43	With	NMA27L10/M
L	24 - 34	38 - 58	With	NMA27L10/L
XL	28 - 39	41 - 63	With	NMA27L10/XL
XXL	32 - 44	43 - 69	With	NMA27L10/XXL
S	16 - 23	25 - 36	Without	NMA27L20/S
M	19 - 30	30 - 43	Without	NMA27L20/M
L	24 - 34	38 - 58	Without	NMA27L20/L
XL	28 - 39	41 - 63	Without	NMA27L20/XL
XXL	32 - 44	43 - 69	Without	NMA27L20/XXL

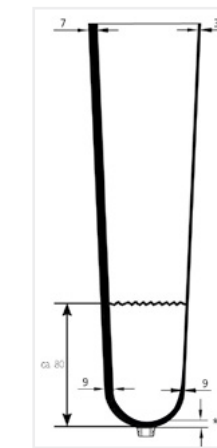
Stand Supplied.

Suitability Chart

Amputation Type	ContexGel Liners Socket Comfort
Pear-shaped below-knee (Transtibial)	●●
Normal, cylindrical below-knee (Transtibial)	●●●●
Bony, conical below-knee (Transtibial)	●●●●

Key: Optimal: ●●●● Good: ●●● Suitable: ●

Size Information



Measure the distal circumference at 4cm from the distal end of the residual limb. Choose the liner size that accommodates that dimension, whilst also taking into consideration the proximal circumference (measured 30cm above the distal end of the residual limb). Having defined the size required, please refer to the table adjacent for part number information.

*9mm without distal connection
15mm with distal connection

Technical Information

Material	Polymer Gel - dermatologically tested, inhibits bacteria, hypo allergenic
Matrix	Optional
Length	Approx 37cm
Amputation Level	Transtibial*
Distal Connector	Pin Adapter or Cushion
Activity Level	Low to Moderate
Warranty	6 months

*Note: For transfemoral use it is advised that only the basic (3mm) option should be chosen. See page 180.

LA Liners

A medical-grade mineral oil is contained in all Silipos gels, which gradually diffuses to moisturise and lubricate the skin.

Even in changing environments, the gel has the ability to conform to whatever shape or surface contour it comes into contact with. Because of the elasticity and conformability, the interface can adapt to the patient rather than the other way around.

The soft gel of the LA liner provides superior skin conditioning and comfort, for the low to moderately active patient, and is especially effective when used as a cushion liner with suspension sleeve, with or without a suction valve.

Features and Benefits

- Medium durometer gel makes this liner particularly suitable for low to moderately active patients, whilst providing increased skin care and comfort
- Keeps skin and scar tissue soft and pliable
- Prevents skin from becoming dry and fights the development of calluses
- Helps prevent contact dermatitis and skin sensitivity problems
- Available in tapered and uniform profiles for both pin and cushion liners
- Available in the standard and the more conical, plus version
- 3mm, 6mm and 9mm gel options with 3mm thickness posteriorly to accommodate knee flexion

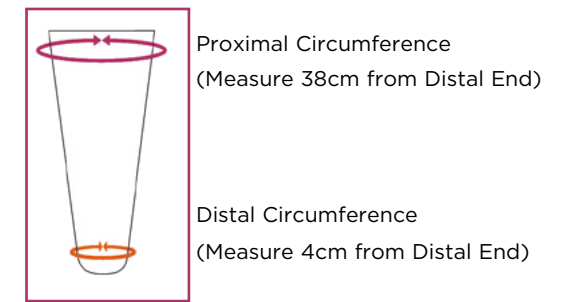
Ordering Information

LA Pin Liner			
Part Number	Size	Thickness	Shape
N18101	Medium	3mm	Uniform
N18102	Medium	3mm	Tapered
N18103	Medium	6mm	Uniform
N18104	Medium	6mm	Tapered
N18105	Medium	9mm	Uniform
N18106	Medium	9mm	Tapered
N18107	Medium +	3mm	Uniform
N18108	Medium +	3mm	Tapered
N18109	Medium +	6mm	Uniform
N18110	Medium +	6mm	Tapered
N18111	Medium +	9mm	Uniform
N18112	Medium +	9mm	Tapered
N18113	Large	3mm	Uniform
N18114	Large	6mm	Uniform
N18115	Large	9mm	Uniform
N18116	Large +	3mm	Uniform
N18117	Large +	6mm	Uniform
N18118	Large +	9mm	Uniform
N18119	X-Large	3mm	Uniform
N18120	X-Large	6mm	Uniform

LA Cushion Liner			
Part Number	Size	Thickness	Shape
N18141	Medium	3mm	Uniform
N18142	Medium	3mm	Tapered
N18143	Medium	6mm	Uniform
N18144	Medium	6mm	Tapered
N18145	Medium	9mm	Uniform
N18146	Medium	9mm	Tapered
N18147	Medium +	3mm	Uniform
N18148	Medium +	3mm	Tapered
N18149	Medium +	6mm	Uniform
N18150	Medium +	6mm	Tapered
N18151	Medium +	9mm	Uniform
N18152	Medium +	9mm	Tapered
N18153	Large	3mm	Uniform
N18154	Large	6mm	Uniform
N18155	Large	9mm	Uniform
N18156	Large +	3mm	Uniform
N18157	Large +	6mm	Uniform
N18158	Large +	9mm	Uniform
N18159	X-Large	3mm	Uniform
N18160	X-Large	6mm	Uniform

Gel Liners - Silipos - LA Liners

Sizing Information



Size	Distal Relaxed	Distal Fully Stretched	Proximal Relaxed	Proximal Fully Stretched
Medium	20cm	30cm	23cm	41cm
Medium +	23cm	30cm	33cm	53cm
Large	23cm	38cm	38cm	56cm
Large +	30cm	41cm	41cm	68cm
X-Large	30cm	51cm	41cm	76cm

By measuring your patient, and finding out where their measurements are in relation to the liners measures, you can select a liner which is firm in fit (for more active patients), relaxed in fit (for less active patients who will be sitting more), or for the middle fit, which is suitable for the majority of patients. An example would be if your patient's distal measurement is 28cm, and the proximal measurement is 42cm, then he/she would fit perfectly in the mid-range of the Medium+.

Uniform - has a uniform thickness throughout the liner with the exception of the gel in the posterior.

Tapered - has 3mm additional gel in the distal 10cm for bony and conical residual limbs. The gel's flexibility is similar to having a distal end pad placed in the liner.

Technical Information

Material	Soft Polymer Gel
Matrix	None
Length	Approx 38cm
Amputation Level	Transtibial
Distal Connector	Pin Adapter or Cushion
Impact Level	Low/Medium (K1 to K2)
Warranty	6 months





Steeper
SureFit Sleeve

Sleeves



To order contact customerservices@steepergroup.com

SureFit Sleeve

The SureFit Sleeve is constructed using High-Density TPE Gel (HD Gel) to provide maximum comfort for the patient and long-lasting security. With a 30° pre-flexion it allows for ease when bending and reduces bunching behind the knee; whilst the intelligent weave is adapted to differing areas of stretch and wear.

Features and Benefits

- 30° pre-flexion
- 3mm of uniform thickness
- Low modulus of elasticity for correct compression and stability
- One length (40m) to accommodate most users in three sizes
- Two colour options available: Grey or Beige



Innovative weave design



High-Density Gel



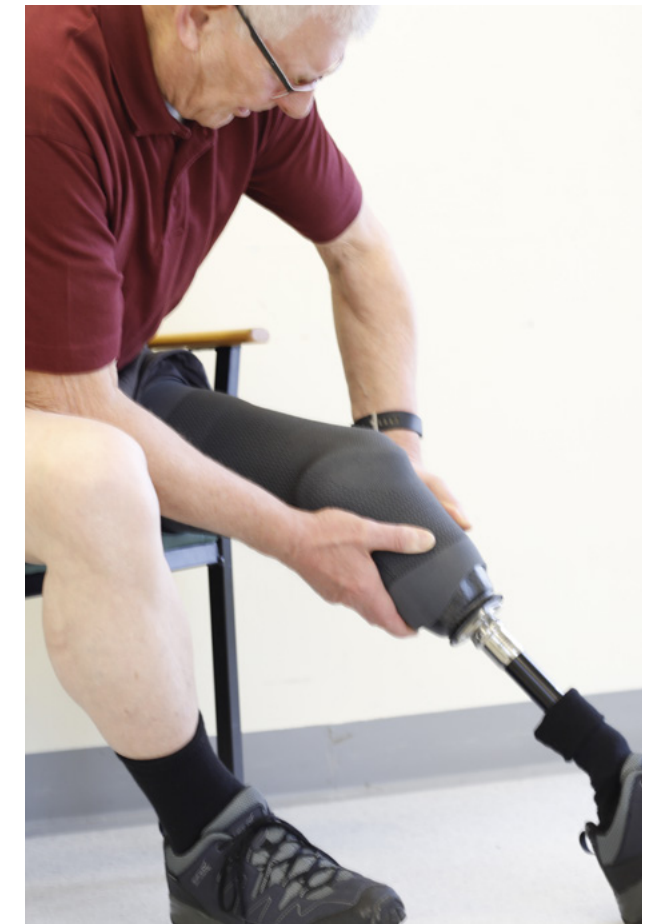
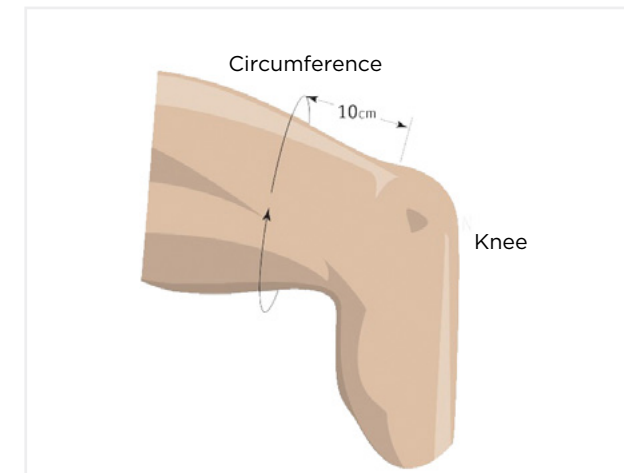
Sleeves - Steeper - SureFit Sleeve

Ordering Information

Circumference	Sleeve Size*	Colour	Product Part No.
20 - 34cm	Small	Beige	NSFX20-SM-B
20 - 34cm	Small	Grey	NSFX20-SM-G
31 - 40cm	Medium	Beige	NSFX26-MD-B
31 - 40cm	Medium	Grey	NSFX26-MD-G
35 - 60cm	Large	Beige	NSFX32-LG-B
35 - 60cm	Large	Grey	NSFX32-LG-G

Size Information

*Measure the thigh circumference 10cm above the patella. If the measured circumference falls within two sleeve sizes, please order the smaller size.



Technical Information

Material	High-Density Thermoplastic Elastomer (TPE) Gel
Length	40cm
Warranty	6 months

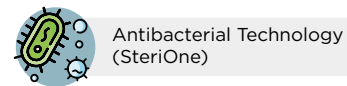


The Streifeneder ContexGel.sleeves ensure correct suspension and fit in lower and upper limb prosthetic applications. They're effective at keeping air out of elevated system sockets and keeping the prosthesis firmly in place. Smaller sizes are suitable for upper limb below-elbow prosthetic sockets; larger sizes are suitable for below-knee amputees.

The latest bi-elastic knit design prevents tension and pinching on the knee joint, with 3mm antibacterial Polymer Gel for optimal residual limb health.

Features and Benefits

- Conical shaped sleeve
- Available in two colours: mixed anthracite or sand
- Round-knit design with no lateral seams
- Soft, abrasion-resistant textile cover which can be easily donned or doffed
- Features an outer matrix to eliminate elongation in the distal and proximal area
- Excellent circumferential elasticity compensates for residual limb volume changes



Antibacterial Technology (SteriOne)



Ordering Information

Colour: Mixed Anthracite				
Size	Distal	Proximal	Length	Part Number
S	15 - 23cm	23 - 35cm	37cm	NMA30L10/S
M	21 - 31cm	29 - 44cm	37cm	NMA30L10/M
L	28 - 43cm	36 - 52cm	38.5cm	NMA30L10/L
XL	34 - 48cm	42 - 58cm	38.5cm	NMA30L10/XL
XXL	38 - 52cm	43 - 64cm	38.5cm	NMA30L10/XXL
XXXL	42 - 56cm	50 - 70cm	38.5cm	NMA30L10/XXXL

Colour: Sand				
Size	Distal	Proximal	Length	Part Number
S	15 - 23cm	23 - 35cm	37cm	NMA30L50/S
M	21 - 31cm	29 - 44cm	37cm	NMA30L50/M
L	28 - 43cm	36 - 52cm	38.5cm	NMA30L50/L
XL	34 - 48cm	42 - 58cm	38.5cm	NMA30L50/XL
XXL	38 - 52cm	43 - 64cm	38.5cm	NMA30L50/XXL
XXXL	42 - 56cm	50 - 70cm	38.5cm	NMA30L10/XXXL

ContexGel.protect



To avoid premature tearing of the ContexGel knee sleeves, we recommend using the ContexGel.protect as a protective cover for sharp-edged prosthetic sockets. This protective cover is made of durable and expandable fabric and has an inner silicone edge on the distal side to prevent slipping.

ContexGel.protect cover				
Size	Side	For Knee Sleeve	Length	Part Number
S	Universal	Size S	19cm	NMA3S50/S
M	Universal	Size M	19cm	NMA3S50/M
L	Universal	Size L	22cm	NMA3S50/L
XL	Universal	Size XL & XXL	22cm	NMA3S50/XL

Size Information

ContexGel Knee Sleeves are available in six sizes. When determining patient size, please position the sleeve so that the middle section is sat over the knee/elbow joint.

To determine the optimal size of the knee sleeve, measure the distal socket circumference and the proximal thigh circumference (approx. 15cm above the centre of the knee joint).

Protective Inner Sleeve



These sleeve protectors from Össur are made of durable fabric that extends the life of the suspension sleeve and protects it from damage caused by the socket's edge. Silicone pimples on the bottom edge of the sleeve hold it securely in place on the socket.

Protective Sleeve	
Size	Part Number
Small	NM000202
Medium	NM000203
Large	NM000204

Technical Information

Material	Polymer Gel
Length	37 - 38.5cm
Amputation Level	Transtibial
Warranty	3 months

Genesee Gel Sleeve

The Genesee Gel Sleeve from College Park can be used as a primary suspension method, or with a suction or vacuum suspension. The sleeve is made of hypo-allergenic material that has been infused with mineral oil to help protect against shear and friction, while also moisturising skin and scar tissue. The sleeve's 3mm thickness provides comfort and knee flexion.

Features and Benefits

- Reinforced interior for puncture-resistance
- Durable fabric-to-gel bond
- Available in 5 sizes
- 2 neutral tones (Grey or Tan)



Reinforced interior



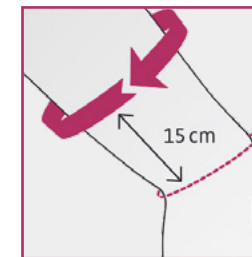
Sleeves- College Park - Genesee Gel Sleeve

Ordering Information

Colour: Grey	
Size	Part Number
1	NGSS-1G
2	NGSS-2G
3	NGSS-3G
4	NGSS-4G
5	NGSS-5G

Colour: Tan	
Size	Part Number
1	NGSS-1T
2	NGSS-2T
3	NGSS-3T
4	NGSS-4T
5	NGSS-5T

Size Selection



Determining the size
Measure the thigh circumference 15cm above the patella and choose the appropriate size of suspension sleeve.

Technical Information

Proximal Circumference (cm)	Distal Circumference (cm)	Size
22-33	20-30	1
27-38	25-35	2
35-50	30-40	3
40-55	33-48	4
43-60	38-50	5

ContexGel.protect



To avoid premature tearing of the Genesee Gel knee sleeves, we recommend using the ContexGel.protect as a protective cover for sharp-edged prosthetic sockets. This protective cover is made of durable and expandable fabric and has an inner silicone edge on the distal side to prevent slipping.

ContexGel.protect cover				
Size	Side	For Knee Sleeve	Length	Part Number
S	Universal	Size S	19cm	NMA3S50/S
M	Universal	Size M	19cm	NMA3S50/M
L	Universal	Size L	22cm	NMA3S50/L
XL	Universal	Size XL & XXL	22cm	NMA3S50/XL

Protective Inner Sleeve



These sleeve protectors from Össur are made of durable fabric that extends the life of the suspension sleeve and protects it from damage caused by the socket's edge. Silicone pimples on the bottom edge of the sleeve hold it securely in place on the socket.

Protective Sleeve	
Size	Part Number
Small	NM000202
Medium	NM000203
Large	NM000204

Product Specification

Material	Thermoplastic Elastomer (TPE) Gel
Length	38cm
Colours	Grey, Tan
Warranty	3 Months

Genu Sleeve

The Genu is a soft silicone suspension sleeve that is 3mm thick and designed for use with transtibial prostheses. It is gently tapered and, though not pre-flexed, the elasticated fabric outer cover has a more openly knitted section over the patella to allow easy knee flexion.

This high level of flexibility is achieved thanks to Össur's expertise in round-knit technology. As a consequence, even when flexed, the sleeve is virtually wrinkle-free, and the user has a lot of freedom of movement.

Though it was designed to be used with a suction system to provide an excellent level of suspension, it can also be used as a stand-alone suspension sleeve for patients who are less active, or require a sleeve that allows easier knee flexion.

The Genu Sleeve is supplied with a sleeve protector as standard, though these can also be purchased separately. They're made from a durable fabric, which helps prevent damage from the edge of the socket and thereby improve the longevity of the sleeve. Silicone pimples on the bottom edge of the sleeve keep it firmly in place on the socket.

Features and Benefits

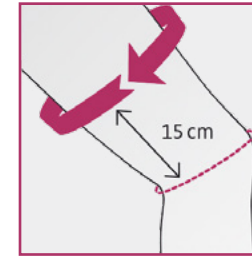
- Highly flexible due to Össur round-knit technology
- Virtually wrinkle-free fit
- High freedom of movement for the user
- Protective sleeve included



Ordering Information

Genu Sleeve with Protective Sleeve			
Part Number	Size	Circumference (cm)	Length (cm)
NMK00202	Small	30-40	Approx. 35
NMK00203	Medium	38-50	Approx. 35
NMK00204	Large	48-64	Approx. 35

Size Selection



Determining the size

Measure the thigh circumference 15cm above the patella and choose the appropriate size of suspension sleeve.

Product Specification

Material	Thermoplastic Elastomer (TPE) Gel
Thickness	3mm
Warranty	3 months

Sleeves - Össur® - Genu Sleeve

ContexGel.protect



To avoid premature tearing of the Genu knee sleeves, we recommend using the ContexGel.protect as a protective cover for sharp-edged prosthetic sockets. This protective cover is made of durable and expandable fabric and has an inner silicone edge on the distal side to prevent slipping.

ContexGel.protect cover				
Size	Side	For Knee Sleeve	Length	Part Number
S	Universal	Size S	19cm	NMA3S50/S
M	Universal	Size M	19cm	NMA3S50/M
L	Universal	Size L	22cm	NMA3S50/L
XL	Universal	Size XL & XXL	22cm	NMA3S50/XL

Protective Inner Sleeve



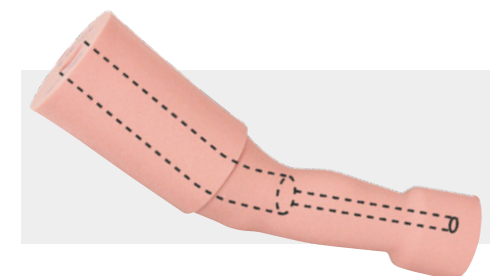
These sleeve protectors from Össur are made of durable fabric that extends the life of the suspension sleeve and protects it from damage caused by the socket's edge. Silicone pimples on the bottom edge of the sleeve hold it securely in place on the socket.

Protective Sleeve	
Size	Part Number
Small	NM000202
Medium	NM000203
Large	NM000204



Steeper
High Definition Custom Silicone

Cosmesis



Skinergy Plus provides an extremely high level of cosmesis for the below-knee user, incorporating a uniquely seamless finish and the latest innovation in silicone technology.

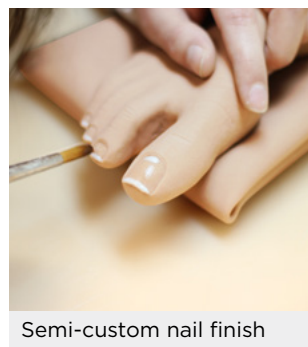
Because of its ease of use, increased durability, and improved realism, Skinergy Plus is a market leader for cosmetic off the shelf products.

Features and Benefits

- Integrated reinforcing mesh and advanced silicone material for a more durable finish
- Now available in 19 colour shades with unique TrueFinish™ micropigmentation and seamless finish for authentic realism
- Split or closed toe options to suit any foot size 220mm to 300mm
- Two calf sizes
- Easily removable for hardware adjustment, maintenance or repair
- Suitable for ankle disarticulation and partial foot applications
- Easy to clean using soap and water
- A Colour swatch kit is available to order to demonstrate all 19 shades
- 3-month warranty



Sandal and closed toe options



Semi-custom nail finish



Ordering Information

Part Number		Foot Size	Ankle Circ (cm)		Mid Calf Circ (cm)		Top of Cover Circ (cm)		Approx Cover Length From Floor to: (cm)	
Split Toe	Closed Toe	Size	Min	Max	Min	Max	Min	Max	Mid Calf	Cover Top
TLC22LS/E*	TNS22LS/E*	22-23	20	25	28	35	26	32.5	32	55
TLC22RS/E*	TNS22RS/E*	22-23	20	25	28	35	26	32.5	32	55
TLC22LL/E*	TNS22LL/E*	22-23	20	25	32	40	30	37.5	32	55
TLC22RL/E*	TNS22RL/E*	22-23	20	25	32	40	30	37.5	32	55
TLC24LS/E*	TNS24LS/E*	24-25	22	27.5	31	39	29	36	34.5	57
TLC24RS/E*	TNS24RS/E*	24-25	22	27.5	31	39	29	36	34.5	57
TLC24LL/E*	TNS24LL/E*	24-25	22	27.5	35	44	33	41	34.5	57
TLC24RL/E*	TNS24RL/E*	24-25	22	27.5	35	44	33	41	34.5	57
TLC26LS/E*	TNS26LS/E*	26-27	22	28	32	40	30	37.5	37	61
TLC26RS/E*	TNS26RS/E*	26-27	22	28	32	40	30	37.5	37	61
TLC26LL/E*	TNS26LL/E*	26-27	22	28	37	46	35	44	37	61
TLC26RL/E*	TNS26RL/E*	26-27	22	28	37	46	35	44	37	61
TLC28LS/E*	TNS28LS/E*	28-30	24	30	34	42.5	32	40	39.5	66
TLC28RS/E*	TNS28RS/E*	28-30	24	30	34	42.5	32	40	39.5	66
TLC28LL/E*	TNS28LL/E*	28-30	24	30	39	49	37	46	39.5	66
TLC28RL/E*	TNS28RL/E*	28-30	24	30	39	49	37	46	39.5	66

E* denotes colour. For example, TNS22LS/E5.

Warranty: 3 months

Colour Matching

Part Number	Description
E24655	Skinergy Plus True Finish Swatch Kit

Skinergy covers can be requested with the following non-standard finishes: uncut, unpainted toenails. If a non-standard finish or bilateral cover is required, please specify when ordering.

TrueFinish Colours



Colour Matching:

These swatches are printed as guidance only. For colour matching, the swatch kits should be used (part number E24655).

LIMB-art leg covers combine high-grade Nylon material with cutting-edge design and technology to provide a robust, affordable cosmeses for all users of above and below knee prostheses.

These covers restore balance to the silhouette of the leg and play an instrumental role in raising patient confidence and self-esteem. With optional bright or patterned designs, they achieve the LIMB-art mission of 'stand out and stand proud'.



***Waterproof note:** Following exposure to chlorinated water, rinse immediately with fresh water and dry.

Features and Benefits

- This prosthetic accessory weighs less than 250g which is balanced across the limb
- Made with maximum durability in mind, these covers are constructed from robust high-grade Nylon, known for its strength and toughness whilst retaining flexibility for ease of application
- Offering a range of over 20 solid colour and stock designs, as well as a bespoke design service. LIMB-art covers can be customised to suit any style. If your patient has a specific pattern, photograph or finish in mind, please contact our Customer Service Team
- With its flexible body, the cover can be easily opened and securely strapped to prostheses

Ordering Information

Ordering Example - NC330-370BLUS											
Part Number	Fit	Length	Design	Finish							
NC	330	370	BLU	S							
Model ID	Fit	Length	Design	Finish							
Core	NC	Slim (330mm)	330	Short (330mm)	330	Black	BLK	Pink	PINK	Gloss	G
Wave	NW	Standard (360mm)	360	Medium (350mm)	350	Blue	BLU	Yellow	YELL	Satin	S
Vent	NV			Long (370mm)	370	Green	GRN	Maroon	MAR		
Ultralight	NU			*X Long (407mm)	407	Red	RED	White	WHT		
								Teal	TEAL		


*Only Available in Standard Fit

CHOOSE FROM

SOLID COLOURS

STOCK DESIGNS*

BESPOKE DESIGNS Does your patient have a design idea in mind? With our fully bespoke design service, we can bring this idea to life. Speak to our Customer Services Team and reference **NLIMB-ART-CUSTOM** along with your design.



Models



CORE
An elegant smooth design which gives an excellent leg/calf shape under trousers, leggings or long boots.

WAVE
The Wave leg cover features curved ridges for a modern, sleek appearance.



VENT
Designed with the 'super hero' in mind with vented and raised sections.

ULTRALIGHT
The most lightweight LIMB-art cover features a diamond cutout pattern that is particularly popular with a contrasting inner colour.





Technical Information

Weight of Unit (g)	Material	Build Height (mm)	Warranty
180 - 290	High Grade Nylon	330 - 407	1 Year

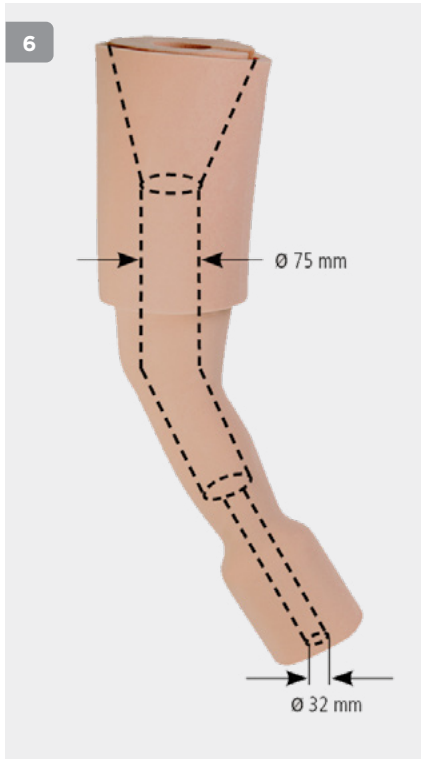
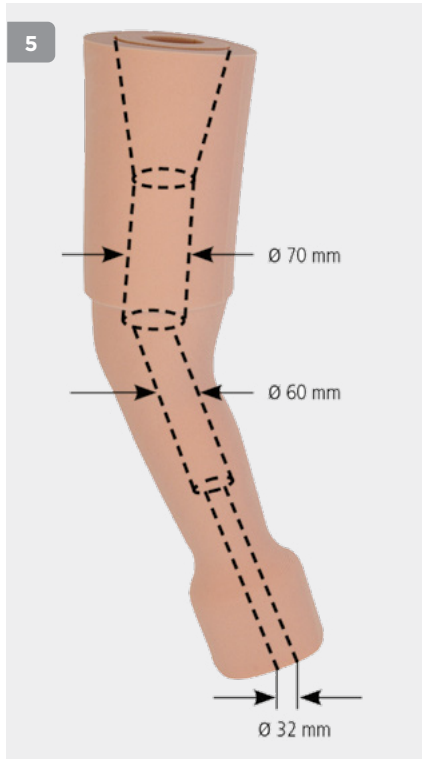
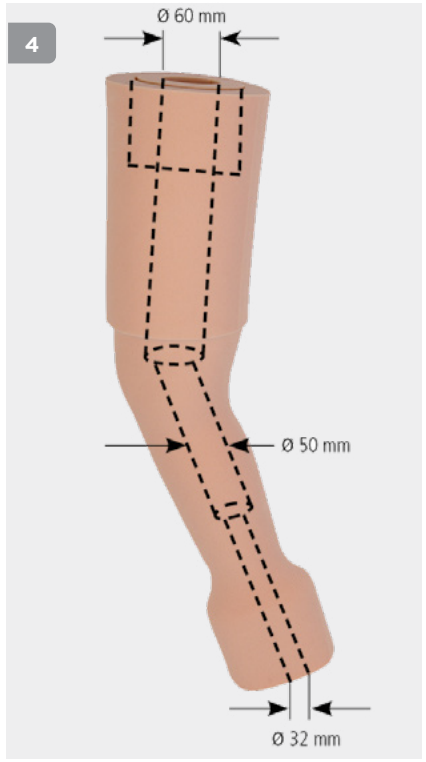
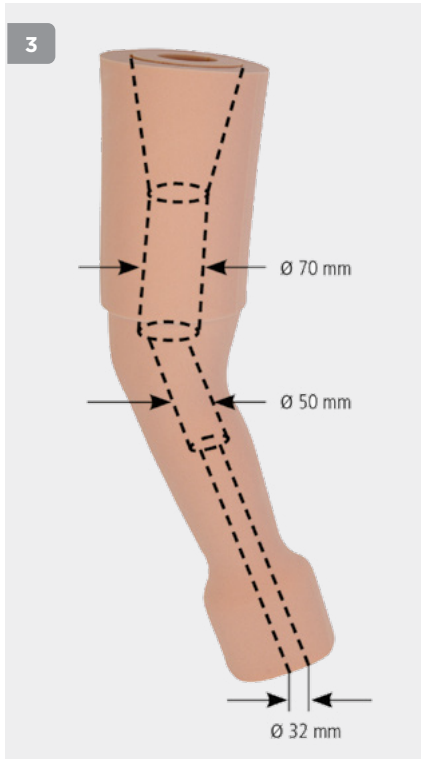
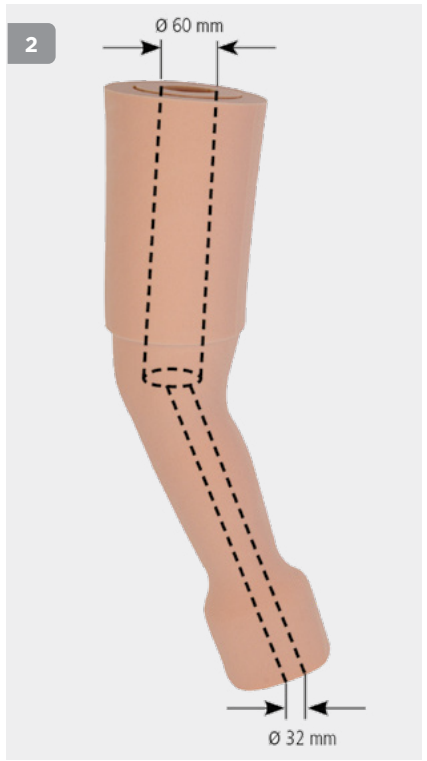
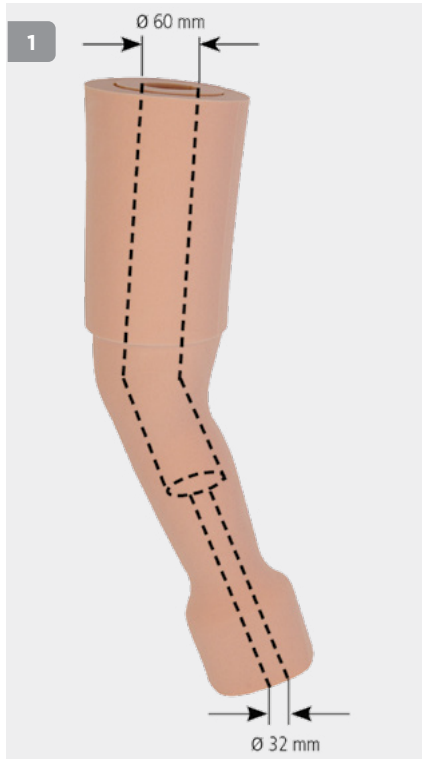
How To Measure for Ordering:

LIMB-art covers are available in four different lengths, short, medium, long and X Long (X Long only available in standard fit) as well as two different fits, standard and slim. Please follow the steps below to determine which length is required:

Amputation Level	Length	Circumference
Above Knee	Measure from the top of the foot shell to the top of the knee, remove 2cm to leave enough clearance between the top of the foot shell and bottom of the cover.	Measure the circumference around the widest part of the sound limb/leg socket.
Below Knee	Measure from the top of the foot shell up to Mid Patella Tendent, remove 2cm to leave enough clearance between the top of the foot shell and the bottom of the cover.	

For more information or to place an order, please contact our Customer Services Team.

Foam Cosmesis



Transfemoral Cosmetic Soft Foam Cover
Large circumferences with 2-step-bore (Ø 60mm/Ø 32mm)

Part Number	Side	Calf Circ.	Knee Height
1 NMA65A10	Left/Right	52cm	52cm

Cosmetic Soft Foam Cover
Modular - transfemoral prosthesis with 2-step-bore (Ø 60mm/Ø 32mm)

Part Number	Side	Calf Circ.	Knee Height
2 NMA65A11/44L	Left	44cm	52cm
NMA65A11/44R	Right	44cm	52cm

Cosmetic Soft Foam Cover
Modular - transfemoral prosthesis with conical 3-step-bore (Ø 70mm/Ø 50mm/Ø 32mm)

Part Number	Side	Calf Circ.
3 NMA65A12/40L	Left	40cm
NMA65A12/40R	Right	40cm
NMA65A12/44L	Left	44cm
NMA65A12/44R	Right	44cm

Cosmetic Soft Foam Cover
Modular - transfemoral prosthesis with conical 3-step-bore (Ø 60mm/Ø 50mm/Ø 32mm)

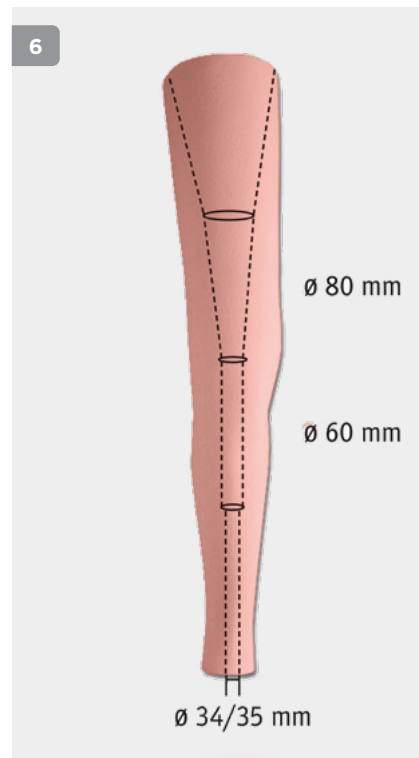
Part Number	Side	Calf Circ.	Knee Height
4 NMA65A13/40L	Left	40cm	52cm
NMA65A13/40R	Right	40cm	52cm
NMA65A13/44L	Left	44cm	52cm
NMA65A13/44R	Right	44cm	52cm

Cosmetic Soft Foam Cover
Modular - transfemoral prosthesis with conical 3-step-bore (Ø 70mm/Ø 60mm/Ø 32mm)

Part Number	Side	Calf Circ.	Knee Height
5 NMA65A14/44L	Left	44cm	52cm
NMA65A14/44R	Right	44cm	52cm

Cosmetic Soft Foam Cover
Transfemoral prostheses for Kinegen Stream knee N3A2000, N3A2100, N3A2200 - with conical pre-bore and with step-bore extra long (Ø 75mm/Ø 32mm)

Part Number	Side	Calf Circ.	Knee Height
6 NMA62A152/40L	Left	40cm	52cm
NMA62A152/40R	Right	40cm	52cm
NMA62A152/44L	Left	44cm	52cm
NMA62A152/44R	Right	44cm	52cm



Cosmetic Soft Foam Cover - Modular, Transtibial and Knee Disarticulation Prostheses				
Part Number	Length	Top	Bottom	Bore
1 NMA60A7	50cm	18.5cm	16cm	Ø 30mm

Cosmetic Soft Foam Cover - Modular and Transtibial Prostheses. Mouldable at 100-130°C				
Part Number	Length	Top	Bottom	Bore
2 NMA60A8	50cm	16cm	16cm	Ø 30mm
3 NMA60A9	50cm	16cm	16cm	Ø 34mm

Cosmetic Soft Foam Cover - Above Knee with Step Bore (Ø 60mm/32mm)			
Part Number	Side	Knee Height	Calf Circ.
4 NMA60A42/36L NMA60A42/36R	Left	42cm	36cm
	Right	42cm	36cm
NMA60A42/40L NMA60A42/40R	Left	42cm	40cm
	Right	42cm	40cm
NMA60A42/44L NMA60A42/44R	Left	42cm	44cm
	Right	42cm	44cm
NMA60A47/36L NMA60A47/36R	Left	47cm	36cm
	Right	47cm	36cm
NMA60A47/40L NMA60A47/40R	Left	47cm	40cm
	Right	47cm	40cm
NMA60A47/44L NMA60A47/44R	Left	47cm	44cm
	Right	47cm	44cm
NMA60A52/36L NMA60A52/36R	Left	52cm	36cm
	Right	52cm	36cm
NMA60A52/40L NMA60A52/40R	Left	52cm	40cm
	Right	52cm	40cm
NMA60A52/44L NMA60A52/44R	Left	52cm	44cm
	Right	52cm	44cm

Cosmetic Soft Foam Cover - Above Knee (same version as NMA60A47 but with extra long step-bore)			
Part Number	Side	Knee Height	Calf Circ.
5 NMA61A47/36L NMA61A47/36R	Left	47cm	36cm
	Right	47cm	36cm
NMA61A47/40L NMA61A47/40R	Left	47cm	40cm
	Right	47cm	40cm
NMA61A47/44L NMA61A47/44R	Left	47cm	44cm
	Right	47cm	44cm

Cosmetic Soft Foam Cover for Modular - Transfemoral Prosthesis (Uniprox)			
Part Number	Side	Calf Circ.	Size
6 NF042016	Left	40cm	Small
	Right	40cm	Small
NF042018	Left	44cm	Large
	Right	44cm	Large

Stockings



Nylon Stockings					
Part Number	Amputation Level	Leg Length	Foot Length	Cuff Circ.	
1 NMA20A17/0	AK, KD, HD	59cm	20cm	36cm	
NMA20A17/1	AK, KD, HD	62cm	20cm	36cm	
NMA20A17/2	AK, KD, HD	66cm	21cm	38cm	
NMA20A17/3	AK, KD, HD	72cm	21cm	40cm	
NMA20A17/4	AK, KD, HD	84cm	22cm	40cm	
2 NMA20A19/1	BK	36cm	20cm	25cm	
NMA20A19/2	BK	41cm	21cm	25cm	
NMA20A19/3	BK	46cm	21cm	27cm	

Above Knee (AK) Knee-disarticulation (KD) Hip-disarticulation (HD)

These stockings come in the peach colour as standard, for a coffee coloured stocking add 'C' Suffix to your part number.

Part number example: NMA20A17/OC

Nylon Stocking Proximal Connection				
Part Number	Amputation Level	Length	Cuff Circ.	
3 NMA20A18/1	AK	22cm	34cm	
NMA20A18/2	AK	22cm	35cm	
NMA20A18/3	AK	22cm	36cm	

High Definition Custom Silicone Cosmesis

Steeper invest in devising the most natural appearance covers for upper and lower limb prostheses, as well as cosmetic restorations and individual digits.

Our High Definition Custom Silicone cosmeses are sculpted in-house at our Silicone Clinic, in close consultation with the patient, and are designed bespoke to individual requirements.

Unlike many similar products, our fabrication techniques involve colouring the silicone material prior to sculpting, as opposed to surface painting. This process allows for the layering of different shades of silicone to give a translucent finish to the cosmesis, achieving an effect similar to natural skin.

Lower limb products within the range include:

- Individual toes
- Partial feet
- Full or partial limb covers
- Custom liners
- Cosmetic restorations

Custom silicone products are also available for upper limb patients. Please refer to the Steeper Upper Limb Catalogue for further information.

Features and Benefits

- Unique Spectromatch electronic colour matching process for a near-perfect match to an individual's skin shade
- Each cosmesis is sculpted by hand to meet the patient's specific requirements
- Realistic appearance and touch
- Skin pigmentation, freckles, veins, hair and tattoos can be incorporated for an authentic finish
- Fabrication techniques involve colouring the silicone material prior to sculpting to give a translucent finish
- Lower limb and upper limb products available, including partial limbs and digits
- Easy to clean using soap and water
- Nails can be painted

Ordering Information

Custom silicone products are made specifically to order. For further details or to place an order with the Silicone Clinic, please email silicone@steepergroup.com or call +44 (0) 870 850 8228.

Cosmesis - The Silicone Clinic - High Definition Custom Silicone



Expert Technicians


Artists in their own right, all our silicone technicians are exceptionally skilled and can make any design, colour and shape required in silicone.

From new material development to performance testing, our technicians often create more "avant-garde" designs to further develop their skills and identify improved ways of working.

Bespoke Service

Each silicone prosthesis is tailored to the user's exact requirements, from tattoos to painted nails, veins to surface hair and everything else in between.

Not only are all our products cosmetically tailored to suit the user but vitally, we always ensure the solutions we create are comfortable and functional, providing users with a natural and realistic looking prosthesis that suits their lifestyle.



Technical Information

Spectromatch

The Spectromatch colour matching system stores 22,000 colours and offers a far superior colour matching process to traditional swatches.

As the system stores a large number of colours, numerous measurements can be taken and accurate colour options recorded in minutes, regardless of the lighting conditions, to match individual skin tones.

The following steps must be taken for the process:

- Digital photography to show details of colour blending, hairs, veins, nails, freckles and tattoos of the sound limb.
- Cast modification to ensure the prosthesis fits securely over the residual limb.
- Check socket manufacture - for all partial feet and cosmetic restorations, to ensure suitable comfort and suspension.
- Colour matching using the Spectromatch camera - please contact the Silicone Clinic, who will be able to provide a camera and details of the required steps within this process.

Case Study

Charlotte Swift Travel Journalist

Extreme sports lover, Charlotte, talks about life as a below the knee amputee and her ongoing journey to stay active so that she can spend as much time as possible with her four year-old son.

Before the accident, Charlotte juggled a busy life in London and worked full time as a journalist. In 2013, she was a passenger in a car when it crashed.

Following her rehabilitation, Charlotte wanted to return to her normal activities as soon as possible - from caring for her young son and returning to work and even her previous passion for extreme sports!

"For my everyday leg, I wanted something realistic." Able to be worn under all types of clothing, Charlotte's custom limb was made even more personal by including a swift tattoo to the foot to match her name - something our skilled technicians were more than happy to add.

Charlotte is thrilled with her cosmesis and the way it makes her feel "The ability to lead as normal a life as possible is so important to me, and my high definition silicone leg allows me to do just that."



Lower Limb Custom Silicone Cover



Socks



The Pro Armour Lite is a protective neoprene sock designed specifically for use with an endoskeletal prosthetic foot/ankle. Lightweight and simple to use, it is applied directly over the prosthetic foot shell and structural ankle components.

The Pro Armour Lite aims to reduce damage and premature wear associated with exposing prosthetic devices to sand, dust, dirt and water. The result is a cover that provides users with the confidence they need to explore more, and clinicians gain peace of mind knowing there is additional protection available whenever necessary.



Features and Benefits

- Splash, dust, sand, and dirt proof
- Washable and reusable
- Knitted sock provided to reduce friction when don/doffing
- Designed to extend the life of prosthetic foot components
- Suitable for users of all activity levels
- Made for use with footwear only
- Available in three sizes

Compatible devices

The Pro Armour Lite is generally suitable for SACH, uniaxial, multiaxial, energy storing and patient adjustable feet.

If you're unsure if the Pro Armour Lite will fit your patient's device, speak to your Steeper Product Manager.



Increases patient confidence in everyday environments like off road tracks and the beach



Encourages activity and positive wellbeing

Ordering Information

Impact Level Descriptions

Low: Low impact activities include walking on uneven surfaces.

Medium: Medium impact activities including light sports.

High: High impact activities such as running and basketball

Pro Armour Lite	
Product Code	Description
NPALS	Small (23-24cm)
NPALM	Medium (25-26cm)
NPALL	Large (27-29cm)
NPALC	Custom (supply required dimensions)



Technical Information



	Small	Medium	Large	Custom
Foot Shell Size	23-24cm	25-26cm	27-29cm	Any shape
Weight	75g	80g	85g	-
Colour	Black	Black	Black	Any colour
Material	Neoprene	Neoprene	Neoprene	Neoprene
Activity Level				
Warranty	6 months	6 months	6 months	6 months

Pro Armour PLUS

The latest product from Pro Armour, the Pro Armour PLUS provides the same first-class protection as the Lite, giving amputees the ultimate freedom to walk footwear-free.

Thanks to the low profile rubberised sole, users can enjoy more footwear-free activities such as walking along the shoreline of the beach or being poolside. The sock not only provides grip, but the neoprene properties ensure components are protected from ingress of dirt.

Features and Benefits

- Splash, sand, dust and dirt proof
- 4mm sole thickness
- Promotes physical activity and positive wellbeing
- Low maintenance - washable & reusable
- Available in multiple sizes
- Suitable for users of all activity levels

Foot Compatibility

The Pro Armour PLUS is generally suitable for most SACH, uniaxial, multiaxial, blades, energy storing and patient adjustable feet.



The Pro Armour PLUS can give users more flexibility and independence to do what they love most



The rubberised, non-slip sole gives users confidence in knowing they're safe from slipping on wet and uneven surfaces

Socks - Pro Armour® - Pro Armour PLUS

Ordering Information

Impact Level Descriptions

Low: Low impact activities include walking on uneven surfaces.

Medium: Medium impact activities including light sports.

High: High impact activities such as running and basketball.

*Available in both left (L) and right (R) variants - please choose L or R when ordering.

**Foot shell sizing varies - use only this as a guide when placing an order.

Pro Armour PLUS		
Part Number*	Foot Shell Size**	Weight
NPAP22	22	155g
NPAP23	23	155g
NPAP24	24	165g
NPAP25	25	180g
NPAP26	26	180g
NPAP27	27	195g
NPAP28	28	200g
NPAP29	29	220g

Technical Information

	Foot Shell Size	Weight	Colour	Material	Activity Level
NPAP22	22	155g	Black	Neoprene	LMH
NPAP23	23	155g	Black	Neoprene	LMH
NPAP24	24	165g	Black	Neoprene	LMH
NPAP25	25	180g	Black	Neoprene	LMH
NPAP26	26	180g	Black	Neoprene	LMH
NPAP27	27	195g	Black	Neoprene	LMH
NPAP28	28	200g	Black	Neoprene	LMH
NPAP29	29	200g	Black	Neoprene	LMH



The Relax range from Össur provides a pain-relieving effect from phantom limb pain, phantom limb sensation and idiopathic residual limb pain. This is due to the metallurgical knitted fabric screening against electromagnetic influences. The Relax Night Care socks are the ideal complement to the Relax liners because they can be worn at night as well.

Umbrellan fabric is a unique, patented knitted fabric with an excellent electromagnetic screen. The materials used on the metallurgical base are hypoallergenic, climate-regulating and have antibacterial properties.


The socks are elasticated with a soft top band providing a snug and comfortable non-slip fit. The Clima-Comfort® technology ensures a high degree of comfort by transporting moisture rapidly from the skin to the surface of the stocking, reducing sweating. At the same time, the skin has an optimal oxygen supply to prevent it drying out.



TEST WITHOUT RISK
"MONEY BACK
GUARANTEE"

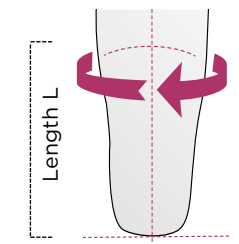
Features and Benefits

- Pain-relieving effect due to integral electromagnetic shield
- Clima-Comfort technology - warming and cooling function depending on environmental temperature
- Elastic knit with soft top bands for comfortable, reliable fit without slipping or constricting
- Suitable for wearing day and night or whenever the prosthesis is not being worn



Ordering Information

Circumference A (Level of top band end of residual limb)	Length	Size	Part Number
20-26cm	35cm	S	N188000S
26-33cm	35cm	M	N188000M
33-42cm	35cm	L	N188000L
42-52cm	35cm	XL	N188000XL
52-62cm	35cm	XXL	N188000XXL



Size Selection

1. Depending on the desired length (L), measure the circumference (A) 35cm above the end of the residual limb.
2. Residual limb length L and the circumference are the basis for selecting the correct Össur RELAX Night Care size.

Important information

The Össur Relax Night Care Sock is available in one standard length (35cm). The sock can be carefully sewn over for residual limbs < 30cm.

Money Back Guarantee

For Relax Night Care Sock

To help assess if the Relax Umbrellan system will reduce or eradicate your patient's phantom limb pain, we are offering a risk free "Money Back Guarantee" for the Össur Relax Night Care Sock. If after 5 days your patient feels no benefit from the product, you can return it to us for a full refund.

If your patient feels a reduction in pain from the sock, they will receive the same benefit from the liner. Likewise, if no benefit is felt from the sock, a reduction in pain would not be expected from the liner.

Technical Information

Material	Umbrellan with Clima-Comfort
Size / Length	See ordering information
Amputation Level	Transtibial and knee disarticulation
Cleaning	30° hand wash
Items Included	Umbrellan user set (Pain Diary, Pain Scale)
Colour	Actual colour may vary from the image and from one batch to another

Electromagnetic shielding: As evidenced in Fisher K, Oliver S, Sedki I, Hanspal R. The effect of electromagnetic shielding on phantom limb pain: A placebo-controlled double-blind crossover trial. Prosthetics and Orthotics International. 2015.

Transtibial Compression Socks

Intelligent and effective products with deep functional effects for optimum comfort. The Össur compression seal identifies selected high-tech products from Össur in medicine, lifestyle and sports.

The manufacturing process ensures that the body receives precisely dosed compression, which has a positive impact on health, performance, and well-being.

Features and Benefits

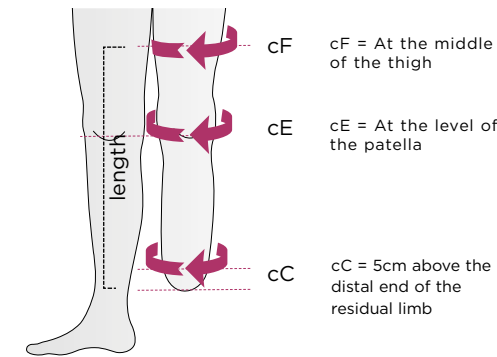
- Soft, smooth material for comfortable all-day wearing
- Silicone beaded BK top-band for superior suspension
- Smaller BK size



Socks - Össur® - Transtibial Compression Socks

Size Selection

Below-knee



Technical Information

Indications

- Reduction of oedema/swelling of the lower limb after amputation
- Maintenance of limb volume when the prosthesis is removed
- For fixing soft tissues

Contraindications

- If the medical findings forbid compression (e.g. heart failure)

Material	Umbrellan® with Clima-Comfort®
Size / Length	See Ordering Information
Amputation Level	Transtibial
Cleaning	30° hand wash
Compression Class	CCL1 and CCL2

Ordering Information

Length	Size	Cir. cC (cm)	Cir. cE (cm)	Cir. cF (cm)	Part No.
Short 28-34cm	0	26-28	28-30	38-40	N1881 ▲10
	1	28-30	30-32	40-42	N1881 ▲11
	2	30-33	32-35	42-45	N1881 ▲12
	3	33-36	35-38	45-48	N1881 ▲13
	4	36-39	38-41	48-51	N1881 ▲14
	5	39-42	41-44	51-54	N1881 ▲15
	6	42-45	44-47	54-57	N1881 ▲16
Medium 35-41cm	0	26-28	28-30	38-40	N1881 ▲20
	1	28-30	30-32	40-42	N1881 ▲21
	2	30-33	32-35	42-45	N1881 ▲22
	3	33-36	35-38	45-48	N1881 ▲23
	4	36-39	38-41	48-51	N1881 ▲24
	5	39-42	41-44	51-54	N1881 ▲25
	6	42-45	44-47	54-57	N1881 ▲26
Long 42-48cm	0	26-28	28-30	38-40	N1881 ▲30
	1	28-30	30-32	40-42	N1881 ▲31
	2	30-33	32-35	42-45	N1881 ▲32
	3	33-36	35-38	45-48	N1881 ▲33
	4	36-39	38-41	48-51	N1881 ▲34
	5	39-42	41-44	51-54	N1881 ▲35
	6	42-45	44-47	54-57	N1881 ▲36

▲ - Denotes compression, add 1 for CCL1 and 2 for CCL2


Transfemoral Compression Socks

Intelligent and effective products with deep functional effects. The Össur compression seal identifies selected high-tech products from Össur in medicine, lifestyle and sports.


The manufacturing process provides accurately dosed compression on the body - for positive effects on health, performance and well-being.

Features and Benefits

- Soft, smooth material with a comfortable feel for all-day wearing
- Movable AK waistbelt



Clima Comfort



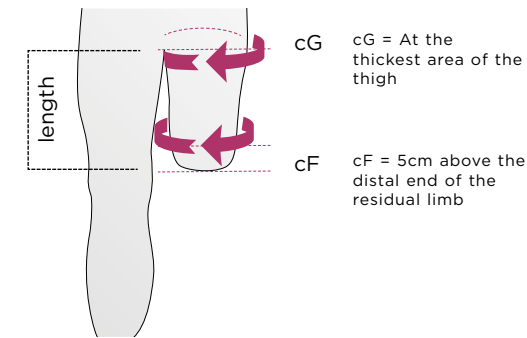
Clima Fresh



Socks - Össur® - Transfemoral Compression Sock

Size Selection

Above-knee



Technical Information

Indications

- Reduction of oedema/swelling of the lower limb after amputation
- Maintenance of limb volume when the prosthesis is removed
- For fixing soft tissues

Contraindications

- If the medical findings forbid compression (e.g. heart failure)

Material	Umbrellan® with Clima-Comfort®
Size / Length	See Ordering Information
Amputation Level	Knee disarticulation / transfemoral
Cleaning	30° hand wash
Compression Class	CCL1 and CCL2

Ordering Information

Length	Size	Cir. cF (cm)	Cir. cG (cm)	Part No.
Short 18-22cm	1	30-32	42-45	N1882 ▲ 11
	2	32-35	45-49	N1882 ▲ 12
	3	35-38	49-53	N1882 ▲ 13
	4	38-41	53-57	N1882 ▲ 14
	5	41-44	57-61	N1882 ▲ 15
	6	44-47	61-65	N1882 ▲ 16
Medium 23-27cm	1	30-32	42-45	N1882 ▲ 21
	2	32-35	45-49	N1882 ▲ 22
	3	35-38	49-53	N1882 ▲ 23
	4	38-41	53-57	N1882 ▲ 24
	5	41-44	57-61	N1882 ▲ 25
	6	44-47	61-65	N1882 ▲ 26
Long 28-32cm	1	30-32	42-45	N1882 ▲ 31
	2	32-35	45-49	N1882 ▲ 32
	3	35-38	49-53	N1882 ▲ 33
	4	38-41	53-57	N1882 ▲ 34
	5	41-44	57-61	N1882 ▲ 35
	6	44-47	61-65	N1882 ▲ 36
X-Long 33-37cm	1	30-32	42-45	N1882 ▲ 41
	2	32-35	45-49	N1882 ▲ 42
	3	35-38	49-53	N1882 ▲ 43
	4	38-41	53-57	N1882 ▲ 44
	5	41-44	57-61	N1882 ▲ 45
	6	44-47	61-65	N1882 ▲ 46

▲ - Denotes Compression, add 1 for CCL1 and 2 for CCL2

The ComforGel sock comes in three size and two thickness. They consist of a soft and stretchable cotton inner and outer fabric, sandwiching a soft polymer gel.

The emphasis on the softness of both the gel and the fabric, as well as the ease with which the socks can be stretched when donning, results in a high level of comfort and durability when using these products. This makes them ideal for patients who have sensitive or bony residual limbs, as well as those who are more active.

Features and Benefits

- Colour coded stitching to easily identify the two available thicknesses - 3 ply (yellow) and 5 ply (green)
- Incorporates a soft polymer gel, to provide good shock absorption, sandwiched between two layers of fabric for durability
- The softness and stretchability of the fabric ensures ease of donning, and high levels of comfort
- Transtibial sock accommodates up to 51cm circumference
- Transfemoral sock accommodates up to 66cm circumference
- Symes sock accommodates up to 36cm circumference
- Easily conforms to irregular residual limb shapes and sizes



ComforGel roll on

Ordering Information

Material	Description	Application	Gel Length (cm)	Overall Length (cm)
N636 000 017	ComforGel 3ply	Transtibial	23	36
N636 000 018	ComforGel 5ply	Transtibial	23	36
N636 000 040	ComforGel 3ply	Transfemoral	36	56
N636 000 041	ComforGel 5ply	Transfemoral	36	56
N636 000 047	ComforGel 3ply	Symes	51	51
N636 000 048	ComforGel 5ply	Symes	51	51



Streifyderm

The Streifyderm Gel Sock consists of a nylon fabric sock lined with a 2mm polymer gel, particularly suitable for the moderately active transtibial amputee.

Streifyderm Cushion

Aimed at meeting the needs of the more active lower extremity amputees, or those with more bony or sensitive residual limbs, the Streifyderm Cushion uses an elasticated nylon sock and a thicker 3mm polymer gel lining.

Streifyderm Endurance

The Streifyderm Endurance is made up of two elasticated nylon socks with a 2mm polymer gel sandwiched between them to meet the needs of the very active lower extremity amputee.

Features and Benefits

- Polymer gel contains premium medical mineral oil
- Improved skin care as the oil is released
- Reduced skin friction and abrasion
- Increased cushioning and comfort
- Washable
- Suitable for use in many types of socket, regardless of construction or the material used



Ordering Information

Size Selection

Measure the length of the residual limb from just above the transfemoral condyles, the distal circumference at approximately 4cm from the distal end and the proximal circumference at the patella. Choose the sock appropriate to these measurements, checking that the length of the gel indicated is adequate to allow it to come above the top edge of the socket.

Streifyderm Gel Socks					
Part Number	Size	Length of Gel (cm)	Length of Residual Limb (cm)	Circ Distal (cm)	Circ Proximal (cm)
NMA26A10/1	1	20	25-34	17-24	17-26
NMA26A10/2	2	25	38-44	18-28	18-32
NMA26A10/3	3	25	38-44	20-34	20-38
NMA26A10/4	4	33	43-49	20-34	20-38
NMA26A10/5	5	25	43-49	23-37	23-43
NMA26A10/6	6	33	46-54	23-37	23-43
NMA26A10/7	7	33	46-54	28-42	28-49
NMA26A10/8	8	33	46-54	31-50	31-56

Streifyderm Cushion					
Part Number	Size	Length of Gel (cm)	Length of Residual Limb (cm)	Circ Distal (cm)	Circ Proximal (cm)
NMA26A20/1	1	20	25-34	17-24	17-26
NMA26A20/2	2	25	38-44	18-28	18-32
NMA26A20/3	3	25	38-44	20-34	20-38
NMA26A20/4	4	33	43-49	20-34	20-38
NMA26A20/5	5	25	43-49	23-37	23-43
NMA26A20/6	6	33	46-54	23-37	23-43
NMA26A20/7	7	33	46-54	28-42	28-49
NMA26A20/8	8	33	46-54	31-50	31-56

Streifyderm Endurance					
Part Number	Size	Length of Gel (cm)	Length of Stump (cm)	Circ Distal (cm)	Circ Proximal (cm)
NMA26A30/1	1	20	25-34	17-24	17-26
NMA26A30/2	2	25	38-44	18-28	18-32
NMA26A30/3	3	25	38-44	20-34	20-38
NMA26A30/4	4	33	43-49	20-34	20-38
NMA26A30/5	5	25	43-49	23-37	23-43
NMA26A30/6	6	33	46-54	23-37	23-43
NMA26A30/7	7	33	46-54	28-42	28-49
NMA26A30/8	8	33	46-54	31-50	31-56

Features and Benefits

- Available in 3 and 5 ply
- Made from 100% pure Merino wool
- Absorbent, resilient, mild elasticity
- Precise fitting adjustments



Ordering Information

1. Please order in multiples of six
2. Determine part number in the chart below

Application Recommendation

Simple residual limb sock for all users depending on requirements

Ordering Example

3 ply Wool Classic, 8" Top Width, 18" Length = N51038U18

Standard Sizing Chart

Length	Top Width (Proximal)							
	18cm		20cm		23cm		25cm	
	Toe Width (Distal)							
	10cm		10cm		13cm		13cm	
	3 ply	5 ply	3 ply	5 ply	3 ply	5 ply	3 ply	5 ply
20cm	N51037U08	N51057U08	N51038U08	N51058U08	N51039U08	N51059U08	N51030U08	N51050U08
25cm	N51037U10	N51057U10	N51038U10	N51058U10	N51039U10	N51059U10	N51030U10	N51050U10
30cm	N51037U12	N51057U12	N51038U12	N51058U12	N51039U12	N51059U12	N51030U12	N51050U12
35cm	N51037U14	N51057U14	N51038U14	N51058U14	N51039U14	N51059U14	N51030U14	N51050U14
40cm	N51037U16	N51057U16	N51038U16	N51058U16	N51039U16	N51059U16	N51030U16	N51050U16
45cm	N51037U18	N51057U18	N51038U18	N51058U18	N51039U18	N51059U18	N51030U18	N51050U18
50cm	N51037U20	N51057U20	N51038U20	N51058U20	N51039U20	N51059U20	N51030U20	N51050U20
55cm	N51037U22	N51057U22	N51038U22	N51058U22	N51039U22	N51059U22	N51030U22	N51050U22
60cm	N51037U24	N51057U24	N51038U24	N51058U24	N51039U24	N51059U24	N51030U24	N51050U24
65cm	N51037U26	N51057U26	N51038U26	N51058U26	N51039U26	N51059U26	N51030U26	N51050U26
70cm	N51037U28	N51057U28	N51038U28	N51058U28	N51039U28	N51059U28	N51030U28	N51050U28
75cm	N51037U30	N51057U30	N51038U30	N51058U30	N51039U30	N51059U30	N51030U30	N51050U30
80cm	N51037U32	N51057U32	N51038U32	N51058U32	N51039U32	N51059U32	N51030U32	N51050U32
85cm	N51037U34	N51057U34	N51038U34	N51058U34	N51039U34	N51059U34	N51030U34	N51050U34

Ply Identification Colour Code

Yellow	3 ply
Green	5 ply

This nylon residual limb sock wicks away perspiration, and reduces friction between the limb and the prosthesis for all-day comfort.

Features and Benefits

- Made from 100% Nylon
- Available in pocket or bottom seam
- Constructed to protect from abrasion
- Machine wash and air dry

Ordering Information

1. Please order in multiples of six
2. Determine part number using the tables below, selecting either with pocket seam or bottom seam according to requirements

Application Recommendation

Ideal for users who have delicate/sensitive residual limb skin, or require perspiration control.

Ordering Example

Sheath with pocket seam, 6" Top Width, 17" Length = N54012U03

With Pocket Seam Ordering Information

Length		Top Width (Proximal)			
		Extra Narrow	Narrow	Regular	Wide
		10-13cm	15-18cm	20-23cm	25-30cm
Short	30-35cm	N54011U02	N54012U02	N54013U02	N54014U02
Regular	40-45cm	-	N54012U03	N54013U03	N54014U03
Long	51-61cm	-	N54012U04	N54013U04	N54014U04
Extra long	66-76cm	-	-	N54013U05	-

Bottom Seam Ordering Information

Length		Top Width (Proximal)			
		Extra Narrow	Narrow	Regular	Wide
		10-13cm	15-18cm	20-23cm	25-30cm
Short	30-35cm	N54021U02	N54022U02	N54023U02	N54024U02
Regular	40-45cm	-	N54022U03	N54023U03	N54024U03
Long	51-61cm	-	N54022U04	N54023U04	N54024U04
Extra long	66-76cm	-	-	N54023U05	-



This polyester and Lycra® residual limb sock utilises COOLMAX® fibres to wick away perspiration for all-day comfort.

Features and Benefits

- Available in 3 and 5 ply
- Soft and lightweight material ensures user comfort and reduces irritation
- Non-chafing and breathable characteristics, ideal for active users
- Available with a distal hole.
- Machine wash and air dry (do not use laundry detergent)

Ordering Information

1. Please order in multiple of six
2. Determine part number using the chart below
3. To order with a distal hole, replace the 'N5' prefix with 'NH' - e.g. **NH1135U12**

Application Recommendation

Ideal for users who have delicate/sensitive residual limb skin, or require perspiration control.

Ordering Example

3 ply Cool Sock II, 7" Top Width, 12" Length = **N51135U12**



Length	Top Width (Proximal)							
	15-18 cm		18-20 cm		20-23 cm		22-25 cm	
	Toe Width (Distal)							
	7-10 cm	10-13 cm	10-13 cm	13-15 cm	15-18 cm			
	5 ply	5 ply	3 ply	5 ply	3 ply	5 ply	5 ply	
20-25 cm	N51153U08	N51154U08	N51135U08	N51155U08	N51136U08	N51156U08	N51157U08	
25-31 cm	N51153U10	N51154U10	N51135U10	N51155U10	N51136U10	N51156U10	N51157U10	
31-36 cm	N51153U12	N51154U12	N51135U12	N51155U12	N51136U12	N51156U12	N51157U12	
40-46cm	N51153U16	N51154U16	N51135U16	N51155U16	N51136U16	N51156U16	N51157U16	
51-56 cm	N51153U20	N51154U20	N51135U20	N51155U20	N51136U20	N51156U20	N51157U20	
61-66 cm	N51153U24	N51154U24	N51135U24	N51155U24	N51136U24	N51156U24	N51157U24	

Ply Identification Colour Code

Yellow	3 ply
Green	5 ply

Nylon Protective Sleeves

Fine, highly elastic nylon protective sleeves that act as a second skin under the cotton residual limb sock.

The material textures ensure adherence of the sheath to the skin, and guarantees that the cotton residual limb sock dons easily.

Should be cared for with lukewarm water and a mild neutral detergent.

Features and Benefits

- High level of wearing comfort
- Colour: white
- 2 sheaths in each pack
- Washable



Socks - Uniprox - Nylon Protective Sleeves

Ordering Information

Part Number	Proximal Width	Distal Width	Length	Colour
NG-910-B-30	16cm	8cm	30cm	White
NG-910-B-35	16cm	8cm	35cm	White
NG-910-B-40	16cm	8cm	40cm	White
NG-910-B-45	16cm	8cm	45cm	White
NG-910-B-50	16cm	8cm	50cm	White
NG-910-B-55	16cm	8cm	55cm	White
NG-910-B-60	16cm	8cm	60cm	White
NG-910-C-30	18cm	10cm	30cm	White
NG-910-C-35	18cm	10cm	35cm	White
NG-910-C-40	18cm	10cm	40cm	White
NG-910-C-45	18cm	10cm	45cm	White
NG-910-C-50	18cm	10cm	50cm	White
NG-910-C-55	18cm	10cm	55cm	White
NG-910-C-60	18cm	10cm	60cm	White
NG-910-D-30	20cm	10cm	30cm	White
NG-910-D-35	20cm	10cm	35cm	White
NG-910-D-40	20cm	10cm	40cm	White
NG-910-D-45	20cm	10cm	45cm	White
NG-910-D-50	20cm	10cm	50cm	White
NG-910-D-55	20cm	10cm	55cm	White
NG-910-D-60	20cm	10cm	60cm	White

Skin-Fix Donning Sleeve

Skin-Fix is to be donned on the residual limb before slipping into the socket. Due to the low friction design, donning of the socket becomes an easy and comfortable operation.

Then, the Skin-Fix can be pulled out through the valve easily.

Features and Benefits

- Low friction
- Long-life durability
- Simple application

Socks - Uniprox - Donning Sleeve

Ordering Information

Part Number	Size	Upper Circumference	Lower Circumference	Length
NF011748	XX-Large	820mm	320mm	1200mm
NF011749	X-Large	820mm	320mm	1000mm
NF011750	Large	720mm	310mm	1000mm
NF011751	Medium	600mm	260mm	1000mm
NF011752	Small	460mm	260mm	1000mm
NF011753	X-Small	420mm	240mm	1000mm





Structural and Socket Components

Waterproof
Components



The blue water symbol indicates that a product or component is waterproof, has water resistant fasteners, and is suitable for occasional submersion in water. Please observe any product-specific caveats. Always rinse with fresh water and dry following exposure to salt water or chlorinated water.

Water
Resistant
Components



The orange water symbol indicates that a product or component with the orange water symbol is water resistant with water resistant fasteners, making them suitable for use when there is the possibility of occasional contact with water. These are not suitable for full submersion. Always rinse with fresh water and dry following exposure to salt water or chlorinated water.

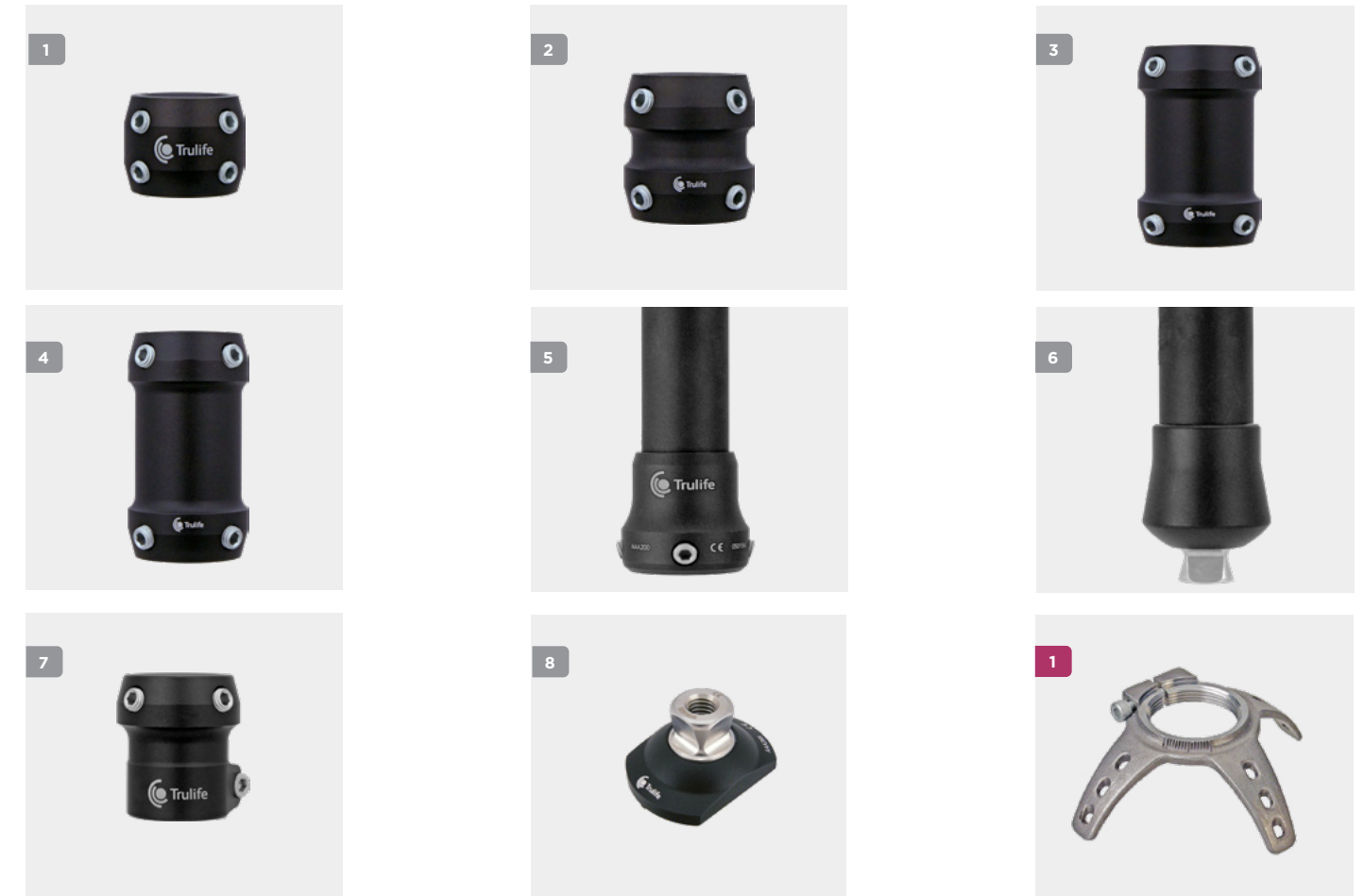


Aluminium 30mm Structural Components

Part Number	Manufacturer	Description	Weight Limit
1* NAAA210	TL	4-Hole Pyramid Adapter	160kg
2* NAAA211	TL	4-Hole Female Adapter	160kg
3* NAAA212	TL	4-Hole Rotatable Adapter - Note: This part number is for the 4 hole base plate only. It will take either NAAA214-01 or NAAA216-01, these must be ordered separately.	160kg
4* NAAA214-01	TL	Rotatable Female Insert	160kg
5* NAAA216-01	TL	Rotatable Male Pyramid Insert - Note: This part number is for the insert only. It can be used in either the 4 bolt adapter NAAA212 or the 3-Prong laminating adapter NAAASS237, these must be ordered separately.	160kg
6* NAAA209	TL	4-Hole Single Offset Pyramid Adapter - Offset by 5mm in one direction only.	160kg
7* NAAA208	TL	4-Hole Double Offset Pyramid Adapter - Offset by 5mm in two directions.	160kg
8* NAAA100	TL	Adjustable Height Clamp Adapter - This clamp allows up to 25mm adjustment in height, with the two bolt clamp being sufficient to hold the position, unless there is likely to be any significant impact in the patient's gait, such as jumping or running.	160kg
9* NAAA135	TL	Pylon with Integral Receiver - This 30mm pylon with integral female receiver can be used with either the NAAA100 or NAAA225 tube clamps, but at 420mm long, is suitable for most transtibial applications and can be cut down to suit.	160kg

*Note: The weight limit is 123kg for the NAAA aluminium components above for patients of K4 activity level.

Manufacturer: TL = Trulife



Aluminium 30mm Structural Components

Part Number	Manufacturer	Description	Weight Limit
1* NAAA221	TL	35mm Double-Ended Adapter	160kg
2* NAAA222	TL	45mm Double-Ended Adapter	160kg
3* NAAA223	TL	60mm Double-Ended Adapter	160kg
4* NAAA224	TL	75mm Double-Ended Adapter	160kg
5* NAAA200	TL	420mm Bonded Pylon	160kg
6* NAAA202	TL	420mm Aluminium Pylon Bonded to Male Adapter	160kg
7* NAAA225	TL	30mm Clamp Adapter	160kg
8* NAAA285	TL	Foot Pyramid - This foot adapter is specifically for use with the Seattle Lightfoot, Natural or SACH, though these now come with an adapter already fitted.	136kg

Stainless Steel 30mm Structural Components

Part Number	Manufacturer	Description	Weight Limit
1* NAAASS237	TL	3-Prong Laminating Piece Stainless Steel - This part number is only for the adapter and can take either NAAA214-01 or NAAA216-01, or any component with an M36 threaded top.	136kg


*Note: The weight limit is 123kg for the NAAA aluminium components above for patients of K4 activity level.

Manufacturer: TL = Trulife

Components

Components

Weight Limit Note: Please note that when ordering components from different ranges for the same limb build, the lowest rated component becomes the maximum weight limit.




Titanium 30mm Structural Components

Part Number	Manufacturer	Description	Weight Limit	
1	NTI-100C-FL	APC	Titanium Tube Clamp Adapter	166kg
2	NTI-100C-SH	APC	Titanium 30mm Tube Clamp Adapter Short - This adapter has been designed to provide a build that is approximately 10mm shorter than the standard clamp, with the knurled inner surface of the clamp providing the necessary grip to prevent rotation	166kg
3	NTI-205C	APC	Titanium 5 Degree Angled Tube Clamp Adapter (pictured)	166kg
	NTI-210C		Titanium 10 Degree Angled Tube Clamp Adapter	166kg
	NTI-215C		Titanium 15 Degree Angled Tube Clamp Adapter	166kg
	NTI-220C		Titanium 20 Degree Angled Tube Clamp Adapter	166kg
4	NTI-120P	APC	Titanium Tube Clamp w/ Pyramid Adapter	166Kg
5	NTI-740L	APC	Titanium 4 Prong Laminating Base w/ Fixed Pyramid Adapter	166Kg
6	NTI-110LONG	APC	Titanium Pylon with Receiver Adapter (Overall length = 96.5mm) - This pylon, with its integral female receiver has an overall length of nearly 100mm, but can be cut down very short and with the use of NTI-100C-SH can provide a double adapter of less than 60mm, with rotation.	166Kg
	NTI-110SH	APC	Alternatively, use the NTI-110SH (pictured) which is approximately 50mm in length.	
7	NTI-105C	APC	Titanium Heavy Duty Tube Clamp, 5mm Offset	166kg
8	NTI-125P	APC	Titanium Pyramid / Receiver Adapter	166kg
9	NTI-112-P	APC	Titanium 30mm Pylon (SHORT) w/Pyramid Adapter - Overall Length of 2.46" Accommodates 1 - NTI-100C	166kg
10	NTI-130D	APC	Titanium 30mm Dual Receiver Adapter	166kg
	NTI-132D	APC	Titanium 32mm Dual Receiver Adapter	166kg
	NTI-138D	APC	Titanium 38mm Dual Receiver Adapter	166kg
	NTI-145D	APC	Titanium 45mm Dual Receiver Adapter	166kg
	NTI-152D	APC	Titanium 52mm Dual Receiver Adapter	166kg
	NTI-160D	APC	Titanium 60mm Dual Receiver Adapter	166kg
	NTI-168D	APC	Titanium 68mm Dual Receiver Adapter	166kg
	NTI-175D	APC	Titanium 75mm Dual Receiver Adapter	166kg

Note: Whilst the components showing the blue water symbol are therefore waterproof, please note that these components do not have drainage slots.

Note: See pages 252-253 for the Mix and Match APC Alignment Adapters Component Build Height Information

Manufacturer: APC = [American Prosthetic Components](#)



Weight Limit Note: Please note that when ordering components from different ranges for the same limb build, the lowest rated component becomes the maximum weight limit.

Titanium 30mm Structural Components				
Part Number	Manufacturer	Description	Weight Limit	
1	NTI-465TRF	APC	Titanium 4 Hole Clamping Adapter (Centre Thread) with Rotatable Receiver	166kg
2	NTI-460TRM	APC	Titanium 4 Hole Clamping Adapter (Centre Thread) with Rotatable Pyramid	166kg
3	NTI-460TB	APC	Titanium 4 Hole Clamping Adapter with Centre Thread - This part number is only for the baseplate used on NTI-465TRF and NTI-460TRM. It will obviously take either NTI-50FS or NTI-00MS or any component with an M36 threaded top.	166kg
4	NTI-425BH	APC	Titanium 4 Hole Pyramid Adapter with Centre Hole	166kg
5	NTI-400B	APC	Titanium 4 Hole Pyramid Adapter	166kg
6	NTI-400A	APC	Titanium Offset 4 Hole Pyramid Adapter (Axial) - This adapter has the pyramid offset by 5mm in one direction.	166kg
7	NTI-400D	APC	Titanium Offset 4 Hole Pyramid Adapter (Diagonal) - This adapter has the pyramid offset by 5mm in two directions.	166kg
8	NTI-00MS	APC	Titanium Rotatable Pyramid with Male Thread and Centre Hole - This item can be used in the baseplate NTI-460TB, NSS-800BASE or and adapter with an M36 thread.	166kg
9	NTI-50FS	APC	Titanium Receiver with Male Thread - This item can be used in the baseplate NTI-460TB or any adapter with an M36 thread.	166kg
10	NTI-60FS	APC	Titanium Rotatable Receiver with Female Thread Height 36.3mm	166kg
11	NTI-01MS	APC	Titanium Rotatable Pyramid with Threaded Clamp	166kg

Note: Whilst the components showing the blue water symbol are therefore waterproof, please note that these components do not have drainage slots.

Note: See pages 252-253 for the Mix and Match APC Alignment Adapters Component Build Height Information

Manufacturer: APC = [American Prosthetic Components](#)

Structural and Socket Components - 30mm Titanium & Stainless Steel

Weight Limit Note: Please note that when ordering components from different ranges for the same limb build, the lowest rated component becomes the maximum weight limit.



Titanium 30mm Structural Components

Part Number	Manufacturer	Description	Weight Limit	
1	NTI-17TC2-BLACK	APC	440mm Pylon with Titanium Receiver Adapter BLACK	166kg
2	NTI-10TC2-BLACK	APC	262mm Pylon with Titanium Receiver Adapter BLACK	166kg
3	NTI-10TC2-I-BLACK	APC	262mm Pylon with Internal Titanium Receiver Adapter BLACK	166kg

This pylon has its adapter bonded to the inside of the tube, which some clinicians prefer the appearance of and also allows it to be cut much shorter, should the need arise.

Note: Whilst the components showing the blue water symbol are therefore waterproof, these components do not have drainage slots.

Stainless Steel 30mm Structural Components

Part Number	Manufacturer	Description	Weight Limit	
1	NSS-800LM	APC	SS 3 Prong Adapter with Rotatable Pyramid	125kg
2	NSS-850LM	APC	SS 3 Prong Adapter with Rotatable Receiver	125kg
	NSS-800BASE	APC	SS 3 Prong Adapter Threaded with Female Thread This part number is only for the adapter, as used on NSS-800LM and on NSS-850LM with their stainless steel pyramid and female receiver. It will take either NTI-50FS or NTI-00MS to provide a lighter build, or any component with an M36 threaded top.	125kg
3	NSS-50FS	APC	Stainless Steel Receiver with Male Thread This item can be used in the baseplate NTI-460TB or any adapter with an M36 thread.	136kg
4	NTI-420L	APC	Titanium Round 4-Hole Laminating Plate This simple 4.8mm thick lamination plate, with 4 M6 threaded holes, comes with 4 of each M6 x 20mm and M6 x 25mm water resistant screws and is ideal for laminate sockets, but can also be used on thermoplastic sockets, provided a flat surface can be achieved onto which a 4 hole adapter can be bolted.	166kg
5	NSS-01MS	APC	Stainless Steel Rotatable Pyramid with Threaded Clamp	136Kg
6	NSS-00MS	APC	Rotatable Pyramid with Male Thread	136kg
7	NTI-TF900SET	APC	Titanium Thermoplastic Socket Attachment Plate Set This two-piece socket attachment plate has been designed for use on thermoplastic sockets, to provide a flat mounting surface for any 4-hole adapter, but can be used on laminated sockets as well.	166Kg
8	NAL-TF900SET	APC	APC Aluminium Thermoplastic Socket Attachment Plate Set This two piece socket attachment plate has been designed for use on thermoplastic sockets, to provide a flat mounting surface for any 4 hole adapter, but can be used on laminated sockets as well.	100Kg
9	NAL-420L	APC	APC Aluminium Round 4-Hole Laminating Plate Threaded This simple aluminium plate, with 4 threaded holes, is ideal for use with laminate sockets, but can also be used on thermoplastic sockets, provided a flat surface can be achieved onto which a 4 hole adapter can be bolted.	100Kg

Note: See pages 252-253 for the Mix and Match APC Alignment Adapters Component Build Height Information

Manufacturer: APC = American Prosthetic Components



Structural and Socket Components - Waterproof with Drainage

Weight Limit Note: Please note that when ordering components from different ranges for the same limb build, the lowest rated component becomes the maximum weight limit.



Titanium 30mm Structural Components				
Part Number	Manufacturer	Description	Weight Limit	
1	NTI-10TC2-DH-SILVER	APC	262mm Aluminium Pylon with Titanium Receiver With drain holes and contains water resistant fasteners.	166kg
2	NTI-17TC2-DH-SILVER	APC	440mm Aluminium Pylon with Titanium Receiver With drain holes and contains water resistant fasteners.	166kg
3	NTI-10TC2-DH-BLACK	APC	262mm Aluminium Pylon with Titanium Receiver With drain holes and contains water resistant fasteners, BLACK version.	166kg
4	NTI-17TC2-DH-BLACK	APC	440mm Aluminium Pylon with Titanium Receiver With drain holes and contains water resistant fasteners, BLACK version.	166kg
5	NTI-100C-DH	APC	Titanium Tube Clamp With drain holes and contains water resistant fasteners.	166kg
6	NTI-740L	APC	4 Prong Titanium Laminating Adapter with Pyramid	166kg
7	NTI-740-S	APC	4 Prong with Pryamid, Slots	166Kg

Note: The drainage slots included ensure these components are ideal for use on shower limbs, or for any application wherever there is submersion in, or frequent contact with water.

Note: See pages 252-253 for the Mix and Match APC Alignment Adapters Component Build Height Information


Manufacturer: APC = [American Prosthetic Components](#)

APC Mix and Match Alignment Adapters


Component Build Heights

1

Part No.	Build Height	Combined Build Height	Approx. Weight	Combined Build Weight*
NTI-SL70-PF	21mm	27mm	97g	151g
NTI-SL70-PM	6mm		54g	



NTI-SL70-PF
Sleeve System Rotatable Pyramid, Female
Weight limit: 166kg



NTI-SL70-PM
Sleeve System Rotatable Pyramid, Male
Weight limit: 166kg

2

Part No.	Build Height	Combined Build Height	Approx. Weight	Combined Build Weight*
NTI-100C-SH	39mm	58mm	75g	150g
NTI-110SH	19mm		75g	

Can be ordered as a complete build. Part No: NTI-110CL-SET



NTI-100C-SH
Tube Clamp Adapter, Short
Weight limit: 166kg



NTI-110SH
Tube Adapter, Short
Weight limit: 166kg

3

Part No.	Build Height	Combined Build Height	Approx. Weight	Combined Build Weight*
NTI-650-SLA-RM	21mm	37mm	113g	204g
NTI-610-SLA-TF	16mm		91g	



NTI-650-SLA-RM Sleeve System Receiver, Male Dovetail
Weight limit: 100kg



NTI-610-SLA-TF Sleeve System, Male Thread, Female Dovetail
Weight limit: 100kg

4

Part No.	Build Height	Combined Build Height	Approx. Weight	Combined Build Weight*
NTI-50FS	13mm	36mm	54g	142g
NTI-60FS	23mm		88g	



NTI-50FS
Rotatable Receiver with Male Thread
Weight limit: 166kg



NTI-60FS
Rotatable Receiver with Female Thread
Weight limit: 166kg

5

Part No.	Build Height	Combined Build Height	Approx. Weight	Combined Build Weight*
NTI-SL75-RM	13mm	42mm	63g	154g
NTI-SL75-RF	29mm		91g	



NTI-SL75-RM Sleeve System Rotatable Receiver, Male
Weight limit: 166kg



NTI-SL75-RF Sleeve System Rotatable Receiver, Female
Weight limit: 166kg

6

Part No.	Build Height	Combined Build Height	Approx. Weight	Combined Build Weight*
NTI-600-SLA-PM	7mm	55mm	85g	203g
NTI-615-SLA-CF	48mm		118g	




NTI-600-SLA-PM Sleeve System Pyramid, Male Dovetail
Weight limit: 100kg




NTI-615-SLA-CF Sleeve System Tube Clamp, Female Dovetail
Weight limit: 100kg

7

Part No.	Build Height	Combined Build Height	Approx. Weight	Combined Build Weight*
NTI-SL70-PF	21mm	34mm	97g	151g
NTI-50FS	13mm		54g	




NTI-SL70-PF Sleeve System Rotatable Pyramid, Female
Weight limit: 166kg




NTI-50FS
Rotatable Receiver with Male Thread
Weight limit: 166kg

8

Part No.	Build Height	Combined Build Height	Approx. Weight	Combined Build Weight*
NTI-600-SLA-PM	7mm	23mm	90g	181g
NTI-610-SLA-TF	16mm		91g	




NTI-600-SLA-PM Sleeve System Pyramid, Male Dovetail
Weight limit: 100kg




NTI-610-SLA-TF Sleeve System, Male Thread, Female Dovetail
Weight limit: 100kg

9

Part No.	Build Height	Combined Build Height	Approx. Weight	Combined Build Weight*
NTI-615-SLA-CF	48mm	69mm	90g	203g
NTI-650-SLA-RM	21mm		113g	



NTI-615-SLA-CF Sleeve System Tube Clamp, Female Dovetail
Weight limit: 100kg




NTI-650-SLA-RM Sleeve System Receiver, Male Dovetail
Weight limit: 100kg


10

Part No.	Build Height	Combined Build Height	Approx. Weight	Combined Build Weight*
NTI-650-SLA-RM	21mm	44mm	113g	323g
NTI-610-SLA-TF	16mm		91g	
NSS-800BASE	7mm		119g	


Note: The lowest rated component becomes the maximum weight limit of the build.



NTI-650-SLA-RM Sleeve System Receiver, Male Dovetail
Weight limit: 100kg



NTI-610-SLA-TF Sleeve System, Male Thread, Female Dovetail
Weight limit: 100kg




NSS-800BASE
Three-Legged Lamination Adapter
Weight limit: 136kg


11

Part No.	Build Height	Combined Build Height	Approx. Weight	Combined Build Weight*
NTI-600-SLA-PM	7mm	30mm	90g	300g
NTI-610-SLA-TF	16mm		91g	
NSS-800BASE	7mm		119g	


Note: The lowest rated component becomes the maximum weight limit of the build.



NTI-600-SLA-PM Sleeve System Pyramid, Male Dovetail
Weight limit: 100kg




NTI-610-SLA-TF Sleeve System, Male Thread, Female Dovetail
Weight limit: 100kg



NSS-800BASE
Three-Legged Lamination Adapter
Weight limit: 136kg

*This is an approximate combined build weight.

Structural and Socket Components - 30mm Heavy Duty Titanium and Stainless Steel




Weight Limit Note: Please note that when ordering components from different ranges for the same limb build, the lowest rated component becomes the maximum weight limit.

30mm Heavy Duty Titanium Structural Components			
Part Number	Manufacturer	Description	Weight Limit
1 NAAASMP450	TL	Socket Mounting Plate - includes expulsion valve insert and fabrication components. This lamination plate is supplied with an expulsion valve as standard, but can be used without, if required.	205kg
2 NMA10A3/T	SF	Heavy Duty Socket Adapter	175kg
3 NMA10A90/T	SF	Heavy Duty Socket Adapter	175kg
4 NMA11A11/T	SF	Heavy Duty Tube Clamp Adapter	175kg
5 NMA15A4/T225	SF	Heavy Duty 214mm Tube Adapter	175kg
NMA15A4/T445	SF	Heavy Duty 414mm Tube Adapter	175kg
6 NMA10A42/T	SF	Heavy Duty Slide Adapter	175kg

Note: The weight limit is 168kg for the heavy duty aluminium components above for patients of K4 activity level.

Manufacturer: TL= Trulife SF = Streifeneder



Heavy Duty Stainless Steel College Park Structural Components			
Part Number	Manufacturer	Description	Weight Limit
1 NHD-TTK-PA	CP	Transtibial Heavy Duty Kit with Pyramid Adapter (34mm Tube Adapter - 250mm length, 34mm Tube Clamp, 4-Hole Pyramid Adapter)	181kg
2 NHD-TFK-PA	CP	Transfemoral Heavy Duty Kit with Pyramid Adapter (34mm Tube Adapter - 430mm length, 34mm Tube Clamp, 4-Hole Pyramid Adapter)	181kg
3 NLP-RHD-S	CP	4-Hole Lamination Plate, Round, Heavy Duty, SS	181kg

Manufacturer: CP = College Park

Structural and Socket Components - 30mm & 34mm Heavy Duty Titanium



Weight Limit Note: Please note that when ordering components from different ranges for the same limb build, the lowest rated component becomes the maximum weight limit.

30mm & 34mm Heavy Duty Titanium Structural Components

Part Number	Manufacturer	Description	Weight Limit	
1	NAAASMP450	TL	Socket Mounting Plate - includes expulsion valve insert and fabrication components. This lamination plate is supplied with an expulsion valve as standard, but can be used without, if required.	205kg
2	NHD-425BH	APC	Heavy Duty Titanium 34mm Pyramid Adapter	227kg
3	NHD-AL-PYLON	APC	34mm Aluminum Heavy Duty Pylon	227kg

Note: The weight limit is 168kg for the heavy duty aluminium components above for patients of K4 activity level.

Manufacturer: TL = Trulife APC = American Prosthetic Components




Used Exclusively with Zumo Feet (Pg 77)

34mm Heavy Duty Titanium Structural Components

Part Number	Manufacturer	Description	Weight Limit	
1	NHD-100C	APC	Heavy Duty Titanium Tube Clamp	227kg
2	NHD-110LONG	APC	Heavy Duty Titanium Receiver/Pylon Adapter - Long (82mm) Pylon	227kg
3	NHD-105C	APC	Heavy Duty Titanium Tube Clamp with 5mm Offset	227kg
4	NHD-132D	APC	Heavy Duty Titanium Dual Receiver Clamp	227kg
5	NHD-740L	APC	Heavy Duty Titanium 4-Prong Lamination Pyramid	227kg
6	NHD-100C-A	APC	Heavy Duty Tube Clamp with 30mm Receiver	227kg

Manufacturer: APC = American Prosthetic Components








Weight Limit Note: Please note that when ordering components from different ranges for the same limb build, the lowest rated component becomes the maximum weight limit.

Special Adapters				
Part Number	Manufacturer	Description	Weight Limit	
1	NMA11A15/A	SF	Aluminium Tube Clamp Adapter with Pyramid Ø 30mm	100kg
2	NMA10A41/T	SF	Titanium Female Lamination Adapter with Shift	100kg
3	NMA10A43/T60	SF	60mm Titanium Double Adapter with Shift	100kg
	NMA10A43/T75		75mm Titanium Double Adapter with Shift	100kg
4	NMA11A14/A	SF	Aluminium Double Adapter with Pyramid	100kg
5	NMA10A89/T	SF	Titanium Four Hole Female Adapter, Axial (Offset by 7mm)	100kg
6	NMA10A60/A41	SF	Aluminium Double Pyramid Adapter 15mm	100kg
	NMA10A60/A50		Aluminium Double Pyramid Adapter 23mm	100kg
7	NTI-115DM	APC	Titanium Dual Pyramid Adapter 16mm	166kg
8	NMA11A16/T	SF	Titanium Pyramid Adapter with 30mm Core	125kg
	NMA11A16/S		Stainless Steel Pyramid Adapter with 30mm Core	150kg
9	NTA-1	TL	Titanium Rotation Adapter, 220g	150kg
			The NTA-1 rotation adapter can be assembled onto any 4-hole connector and can rotate up to 5°, due to its elongated mounting hole. An additional socket adapter is not required.	
10	NTA-2	TL	Titanium Rotation Adapter, 268g	150kg
			The NTA-2 rotation adapter offers even more adjustment options and up to 30° rotation with the M36 threaded connector.	
11	NMA12A7	SF	Socket Attachment Block - with poplar wood, 4 countersink head bolts 22A5/M6x20 including lamination dummy 12A3/E2 and sealing grease 22A100 with plastic for optimal sanding.	125kg
12	NAL-CPF-400	APC	Aluminium Round 4 Hole Laminating Plate Anodised BLACK (5/8" Thick with 1/2" Tie Groove) Includes Screws	136kg

Note: Whilst the components showing the blue water symbol are therefore waterproof, these components do not have drainage slots.



Manufacturer: SF= **Streifeneder** APC = **American Prosthetic Components** TL = **Trulife**



Weight Limit Note: Please note that when ordering components from different ranges for the same limb build, the lowest rated component becomes the maximum weight limit.

Titanium College Park Structural Components				
Part Number	Manufacturer	Description	Weight Limit	
1	N4HPR-T	CP	4-Hole Pyramid Receiver, Standard	136kg
2	N4HPRR-T	CP	4-Hole Pyramid Receiver, Rotatable	136kg
3	N4HPA-T	CP	4-Hole Pyramid Adapter, Standard	136kg
4	N4HPAR-T	CP	4-Hole Pyramid Adapter, Rotatable	136kg
5	N4HPA-AO-T	CP	4-Hole Pyramid Offset, Axial (Offset by 7mm)	136kg
6	N4HPA-DO-T	CP	4-Hole Pyramid Offset, Diagonal (Offset by 7mm)	136kg
7	N4HPH-T	CP	4-Hole Pyramid Adapter with Pin-Lock Hole	136kg
8	N4HPHR-T	CP	4-Hole Pyramid Adapter with Pin-Lock Hole, Rotatable	136kg
9	NTA-T250-30	CP	Low-Profile Tube Adapter, 250mm, 30mm diameter	136kg
10	NTA-T430-30	CP	Low-Profile Tube Adapter, 430mm, 30mm diameter	136kg
11	NTC-T-30	CP	Tube Clamp, 30mm diameter	136kg
12	NDR-T35	CP	Double-Ended Adapter, 35mm	136kg

Manufacturer: CP = College Park



Weight Limit Note: Please note that when ordering components from different ranges for the same limb build, the lowest rated component becomes the maximum weight limit.

Titanium College Park Structural Components				
Part Number	Manufacturer	Description	Weight Limit	
13	NDR-T45	CP	Double-Ended Adapter, 45mm	136kg
14	NDR-T60	CP	Double-Ended Adapter, 60mm	136kg
15	NDR-T75	CP	Double-Ended Adapter, 75mm	136kg
16	NTI-TTK-PA	CP	Transtibial Kit with Pyramid Adapter (30mm Tube Adapter - 250mm length, 30mm Tube Clamp, 4-Hole Pyramid Adapter)	136kg
17	NTI-TTK-PAH	CP	Transtibial Kit with Pyramid Adapter and Pin-Lock Hole (30mm Tube Adapter - 250mm length, 30mm Tube Clamp, 4-Hole Pyramid Adapter with Pin-Lock Hole)	136kg
18	NTI-TTK-PAR	CP	Transtibial Kit with Rotatable Pyramid Adapter (30mm Tube Adapter - 250mm length, 30mm Tube Clamp, 4-Hole Rotatable Pyramid Adapter)	136kg
19	NTI-TTK-PHR	CP	Transtibial Kit with Rotatable Pyramid Adapter and Pin-Lock Hole (30mm Tube Adapter - 250mm length, 30mm Tube Clamp, 4-Hole Rotatable Pyramid Adapter with Pin-Lock Hole)	136kg
20	NTI-TFK-PA	CP	Transfemoral Kit with Pyramid Adapter (30mm Tube Adapter - 430mm length, 30mm Tube Clamp, 4-Hole Pyramid Adapter)	136kg
21	NTI-TFK-PAH	CP	Transfemoral Kit with Pyramid Adapter and Pin-Lock Hole (30mm Tube Adapter - 430mm length, 30mm Tube Clamp, 4-Hole Pyramid Adapter with Pin-Lock Hole)	136kg
22	NTI-TFK-PAR	CP	Transfemoral Kit with Rotatable Pyramid Adapter (30mm Tube Adapter - 430mm length, 30mm Tube Clamp, 4-Hole Rotatable Pyramid Adapter)	136kg
23	NTI-TFK-PHR	CP	Transfemoral Kit with Rotatable Pyramid Adapter and Pin-Lock Hole (30mm Tube Adapter - 430mm length, 30mm Tube Clamp, 4-Hole Rotatable Pyramid Adapter with Pin-Lock Hole)	136kg

Manufacturer: CP = College Park



Weight Limit Note: Please note that when ordering components from different ranges for the same limb build, the lowest rated component becomes the maximum weight limit.

Stainless Steel College Park Structural Components				
Part Number	Manufacturer	Description	Weight Limit	
1	N4HPA-S	CP	4-Hole Pyramid Adapter, Standard	181kg
2	N4HPR-S	CP	4-Hole Pyramid Receiver, Standard	181kg
3	NTA-S250-30	CP	Low-Profile Tube Adapter, 250mm length, 30mm diameter	136kg
4	NTA-S430-30	CP	Low-Profile Tube Adapter, 430mm length, 30mm diameter	136kg
5	NTC-S-30	CP	Tube Clamp, 30mm diameter	136kg
6	NSS-TTK-PA	CP	Transtibial Kit with Pyramid Adapter (30mm Tube Adapter - 250mm length, 30mm Tube Clamp, 4-Hole Pyramid Adapter)	136kg
7	NSS-TFK-PA	CP	Transfemoral Kit with Pyramid Adapter (30mm Tube Adapter - 430mm length, 30mm Tube Clamp, 4-Hole Pyramid Adapter)	136kg

Manufacturer: CP = College Park



Weight Limit Note: Please note that when ordering components from different ranges for the same limb build, the lowest rated component becomes the maximum weight limit.

34mm Heavy Duty Stainless Steel College Park Structural Components				
Part Number	Manufacturer	Description	Weight Limit	
1	N4HPA-S	CP	4-Hole Pyramid Adapter, Standard	181kg
2	N4HPR-S	CP	4-Hole Pyramid Receiver, Standard	181kg
3	NTA-S250-34	CP	Low-Profile Tube Adapter, 250mm length, 34mm diameter	181kg
4	NTA-S430-34	CP	Low-Profile Tube Adapter, 430mm length, 34mm diameter	181kg
5	NTC-S-34	CP	Tube Clamp, 34mm diameter	181kg
6	NHD-TTK-PA	CP	Transtibial Heavy Duty Kit with Pyramid Adapter (34mm Tube Adapter - 250mm length, 34mm Tube Clamp, 4-Hole Pyramid Adapter)	181kg
7	NHD-TFK-PA	CP	Transfemoral Heavy Duty Kit with Pyramid Adapter (34mm Tube Adapter - 430mm length, 34mm Tube Clamp, 4-Hole Pyramid Adapter)	181kg

Manufacturer: CP = College Park




Weight Limit Note: Please note that when ordering components from different ranges for the same limb build, the lowest rated component becomes the maximum weight limit.

Geriatric Titanium College Park Structural Components				
Part Number	Manufacturer	Description	Weight Limit	
12	NTC-T-2530	CP	Tube Clamp 25mm, 30mm adult receiver	75kg
13	NTA-T300-2530	CP	Low-Profile Tube Adapter, 300mm length, 25mm diameter with 30mm adult receiver	75kg
14	N2530K-PA	CP	25-30mm Kit with Adult Pyramid Adapter (25-30mm Tube Adapter - 300mm length, 25-30mm Tube Clamp, 4-Hole Adult Pyramid Adapter)	75kg

Manufacturer: CP = College Park

Structural and Socket Components Lamination & Flexion Adapters

Weight Limit Note: Please note that when ordering components from different ranges for the same limb build, the lowest rated component becomes the maximum weight limit.



Titanium Lamination and Flexion College Park Structural Components

Part Number	Manufacturer	Description	Weight Limit	
1	N3PA-AHR-T	CP	3-Prong Anchor, Adapter with Pin-Lock Hole, Rotatable	136kg
2	N3PA-RR-T	CP	3-Prong Anchor with Receiver, Rotatable	136kg
3	N4PA-AHR-T	CP	4-Prong Anchor, Adapter with Pin-Lock Hole, Rotatable	136kg
4	N4PA-RR-T	CP	4-Prong Anchor with Receiver, Rotatable	136kg
5	N4ESAH-T	CP	4-Ear Socket Adapter with Pin-Lock Hole	136kg
6	NTAH-T	CP	Threaded Adapter with Pin-Lock Hole	136kg
7	NTR-T	CP	Threaded Receiver	136kg
8	N4HLP-RHD-T	CP	4-Hole Lamination Plate, Round, Heavy-Duty	181kg
9	N4HTP-10-AHR-T	CP	4-Hole Threaded Flexion Plate, 10 Degrees, with Adapter With Pin-Lock Hole, Rotatable	136kg
10	N4HTP-10-RR-T	CP	4-Hole Threaded Flexion Plate, 10 Degrees, with Receiver, Rotatable	136kg

Lamination Accessories

Part Number	Manufacturer	Description	
11	NLP	CP	Nylon Lamination Plug for Anchor
12	NLC	CP	Polyurethane Lamination Cap for 4-Ear Socket Adapter

Manufacturer: CP = College Park



Structural and Socket Components Lamination & Flexion Adapters

Weight Limit Note: Please note that when ordering components from different ranges for the same limb build, the lowest rated component becomes the maximum weight limit.

Stainless Steel Lamination and Flexion College Park Structural Components

Part Number	Manufacturer	Description	Weight Limit
1 N3PA-R	CP	3-Prong Anchor, Rotatable	136kg
2 N4PA-R	CP	4-Prong Anchor, Rotatable	136kg
3 N4ESAH-S	CP	4-Ear Socket Adapter, with Pin-Lock Hole	136kg
4 NTAH-S	CP	Threaded Adapter with Pin-Lock Hole	136kg
5 NTR-S	CP	Threaded Receiver	136kg
6 N3PA-AHR-S	CP	3-Prong Anchor, Adapter with Pin-Lock Hole, Rotatable	136kg
7 N3PA-RR-S	CP	3-Prong Anchor with Receiver, Rotatable	136kg
8 N4PA-AHR-S	CP	4-Prong Anchor, Adapter with Pin-Lock Hole, Rotatable	136kg
9 N4PA-RR-S	CP	4-Prong Anchor with Receiver, Rotatable	136kg
10 N4HLP-RHD-S	CP	4-Hole Lamination Plate, Round, Heavy Duty	181kg
11 N4HTP-10-AHR-S	CP	4-Hole Threaded Flexion Plate, 10 Degrees, with Adapter with Pin-Lock Hole, Rotatable	136kg
12 N4HTP-10-RR-S	CP	4-Hole Threaded Flexion Plate, 10 Degrees, with Receiver, Rotatable	136kg

Manufacturer: CP = College Park



Structural and Socket Components Lamination & Flexion Adapters



Weight Limit Note: Please note that when ordering components from different ranges for the same limb build, the lowest rated component becomes the maximum weight limit.

Aluminium Lamination and Flexion Adapters				
Part Number	Manufacturer	Description	Weight Limit	
1	N4HLP-A	CP	4-Hole Lamination Plate, Square	136kg
2	N4HLP-RT-A	CP	4-Hole Lamination Plate, Round, Threaded Hole	136kg
3	N4HLP-RG-A	CP	4-Hole Lamination Plate, Round, Tie Groove	136kg
4	N4HLP-RTG-A	CP	4-Hole Lamination Plate, Round, Threaded Hole, Tie Groove	136kg
5	N4HLP-ST-A	CP	4-Hole Lamination Plate, Square, Threaded Hole	136kg
6	N4HTP-10-A	CP	4-Hole Threaded Flexion Plate, 10 Degrees	136kg

Manufacturer: CP = College Park

College Park- C100 Cylindrical Shuttle Lock

The C100 Cylindrical Shuttle Lock by College Park is used as a modular lock system for lower limb prosthesis users. It is made of high-strength durable nylon.

Lightweight with a secure fit, the release pin can be easily cut to the right length for the prosthesis. Supplied with two ratchet plunger pins in variety of lengths.

Features and Benefits

- Manufactured from high-strength and durable nylon
- Ratchet plunger pins are available in 5 sizes
- C100 Fabrication Kit available for ease of manufacture with the Shuttle Lock
- Designed for direct mounting with a 4-hole adapter
- Lightweight build, weighing 88g with the ratchet pin
- Rated to 136kg



Structural and Socket Components - Locking Systems

Ordering Information

C100 Cylindrical Shuttle Lock	Part Number
C100 Cylindrical Shuttle Lock Kit, with 16mm Pin	NC100-SLK-XS
C100 Cylindrical Shuttle Lock Kit, with 25mm Pin	NC100-SLK-S
C100 Cylindrical Shuttle Lock Kit, with 38mm Pin	NC100-SLK-STD
C100 Cylindrical Shuttle Lock Kit, with 51mm Pin	NC100-SLK-L
C100 Cylindrical Shuttle Lock Kit, with 64mm Pin	NC100-SLK-XL

Technical Information

Function	Suspension
Weight Limit	136kg
Weight	88g (with pin)
Mounting	4-hole adapter
Pin Sizes	XS, S, STD, L, XL
Build Height	24mm
Warranty	2 years

Spare Parts Ordering Information

Description	Size	Part Number	Additional Information
Shuttle Lock Ratchet Pin 2 pk	16mm	NRP-XS	Additional pair of ratchet pins
Shuttle Lock Ratchet Pin 2 pk,	25mm	NRP-S	
Shuttle Lock Ratchet Pin 2 pk	38mm	NRP-STD	
Shuttle Lock Ratchet Pin 2 pk	38mm	NRP-L	
Shuttle Lock Ratchet Pin 2 pk	64mm	NRP-XL	
Shuttle Lock Release Pin Kit	-	NSL-PPK	Replacement release pin for C100 Shuttle Lock
Shuttle Lock Fabrication Refill Kit	-	NSL-FRK	-
M6 x 25mm Fasteners, Qty 4	-	N4HFK-25	-
Titanium 4-Hole Pyramid Adapter, with Pin-Lock Hole	-	N4HPH-T	136kg Weight Limit*
Titanium 4-Hole Pyramid Adapter, Axial (Offset by 7mm)	-	N4HPA-AO-T	136kg Weight Limit*
Titanium 4-Hole Pyramid Adapter, Diagonal (Offset by 7mm)	-	N4HPA-DO-T	136kg Weight Limit*

Pin lengths

Pin Lengths	
XS	16mm
S	25mm
STD	38mm
L	51mm
XL	64mm



C100 Fabrication Kit

The C100 Fabrication Kit provides the practitioner the ability to form adequate space for the lock to sit in.

Part Number
NC100-SLK-FAB

Features and Benefits

- Gives correct placement and formation of the release button hole
- Provides guides to drill an industry standard 36mm square 4-hole pattern for endo-components
- Can be used for multiple socket fabrication set-ups.

Compatible Components

Description	Manufacturer	Part Number	Additional Information
Titanium 4 Hole Pyramid Adapter with Centre Hole	APC	NTI-425BH	166kg weight limit*
Titanium Offset 4 Hole Pyramid Adapter (Axial)	APC	NTI-400A	166kg weight limit* This adapter has the pyramid offset by 5mm in one direction.
Titanium Offset 4 Hole Pyramid Adapter (Diagonal)	APC	NTI-400D	166kg weight limit* This adapter has the pyramid offset by 5mm in two directions.

Weight Limit - 136kg Nylon: *Please note that when ordering components from different ranges for the same build, the lowest rated component becomes the maximum weight limit of the build.

APC Endo-lock

This water resistant lock from APC has a Derlin® body for use in laminating or thermoforming applications, with two pin options and an additional replacement pin length.

Waterproof*

*Waterproof note: Following exposure to chlorinated water, rinse immediately with fresh water and dry.

Ordering Information

APC Endo-Lock	Part Number
APC Endo-Lock with 1.75" (44.5mm) Pin	NLOC-ENDO-1-75
Can be used for laminated or thermoformed fabrication	

Spare Parts Ordering Information

Description	Part Number
APC Endo-Lock Replacement Pin 1" (25.4mm)	NLOC-APC-1-00-PIN
APC Endo-Lock Replacement Pin 1.25" (31.75mm)	NLOC-APC-1-25-PIN
APC Endo-Lock Replacement Pin 1.75" (44.5mm)	NLOC-APC-1-75-PIN

Features and Benefits

- 166kg weight limit
- Includes 1 pin
- Can be used for laminated or thermoformed fabrication

Technical Information

Weight Limit	166kg
Weight	88g (with pin)
Warranty	2 years



Streifeneder Waterproof Shuttle-Lock

The Shuttle lock 15S2/W is characterised by its very small design and a high strength aluminium housing. Suitable for fresh, salt or even chlorinated water and manufactured in an excellent quality. The aluminium housing can be removed from the deep-drawing socket and used for the laminating socket. Processing is carried out using common deep-drawing or laminating methods.

Waterproof*

*Waterproof note: Following exposure to chlorinated water, rinse immediately with fresh water and dry.

Ordering Information

Waterproof Shuttle-Lock			
Part Number	Lock Type	Pin	Weight
1 NMA15S2/W	Shuttle-Lock	Rastered	90g

Spare Parts Ordering Information

See page 287 for a full list of Series 150 spare parts

Features and Benefits

- No body weight restriction because the lock is not a weight bearing component
- Activity level: 1 to 4
- Can be used for thermoplastic and laminated sockets
- Aluminium housing
- Mounting height: approx 23mm
- Waterproof*
- Incl. Lamination dummy NMA10S1/E6
- Incl. special sealing grease NMA22A100
- Twist-proof pin guide made of stainless steel
- Locking unit completely exchangeable



Streifeneder Locking Systems

The large choice of locking systems enables the technician to create a socket connection adapted to the patients' requirements. Every Streifeneder lock system unlocks under tensile load, which enables the patient to easily unlock the prosthesis even under tension, e.g. in a sitting position. A lockable mechanism is offered as an accessory for the clutch locks, which makes it easier for geriatric patients, in particular, to take off the prosthesis. The locking systems are differentiated by the locking type and housing design.



Series 100

The lock series 100 is made of synthetic material, which makes it lightweight and very small. It is suitable for users of any weight category. In connection with a socket attachment block NMA12A7(see page 250) the deviation of the socket gradient and the plumb line can easily be corrected.

Features and Benefits

- no body weight restriction because the lock is not a weight bearing component
- Activity level: 1 to 4 for NMA10S1 and NMA10S2
- Can be used for laminated sockets
- Plastic housing is temperature resistant up to 200 °C
- Locking unit is exchangeable
- Replacement button extension available on page 278

Ordering Information

Lock Series 100			
Part Number		Pin	Weight
1	NMA10S1	Clutch	95g
2	NMA10S2	Ratchet	90g

Additional Parts Ordering Information

Housing Variants	Compatible with
NMA10S1/E1	NMA10S1

Spare Parts Ordering Information

See page 286 for a full list of Series 100 spare parts

1



2



Series 150

The lock series 150 is characterised by its very small design and a high-strength aluminium housing. The aluminium housing can be removed from the deep-drawing socket and used for the laminating socket. Processing is carried out using common deep-drawing or laminating methods. In conjunction with a NMA12A3, NMA12A5 or NMA12A7 Socket Attachment Block, the deviation of the socket gradient and plumb line can be easily corrected.

Features and Benefits

- No body weight restriction because the lock is not a weight bearing component
- Includes 1 pin
- Activity level: 1 to 4 for NMA15S1 and NMA15S2
- Activity level: 1 to 3 for NMA15S3
- Can be used for thermoplastic and laminated sockets
- Aluminium housing
- Mounting height: approx 23 mm
- Clutch-Lock with "EasyClick" system: optimised pull-in and release mechanism
- Twist-proof pin guide made of stainless steel
- Locking unit completely exchangeable

Ordering Information

Lock Series 150			
Part Number		Pin	Weight
1	NMA15S1	Clutch	95g
2	NMA15S2	Ratchet	90g
3	NMA15S3	Smooth	85g

Additional Parts Ordering Information

Housing Variants	Compatible with
NMA15S1/E1	NMA15S1
NMA15S2/E1	NMA15S2
NMA15S3/E1	NMA15S3

Spare Parts Ordering Information

See page 286 for a full list of Series 150 spare parts

1



2




3



Series 200

The lock series 200 by Streifeneder is made of aluminium and is distinctive due to its light and flat design. Distally, various socket adapters can be used.



Features and Benefits

- Max. patient weight: 125kg
- Includes 1 pin & lamination disc
- Activity level: 1 to 4 for NMA20S1 and NMA20S2
- Activity level: 1 to 3 for NMA20S3
- Can be used for thermoplastic and laminated sockets
- Aluminium housing

Please note: For direct load transmission from lamination disc to different adapters use the countersunk screw NMA22A5/M6x40

- Clutch-Lock with "EasyClick" system: optimised pull-in and release mechanism light, flat construction
- Non-rotating lamination disc with multiform ring
- Continuous guide bushing made of stainless steel
- Distally with channel for planar connection of all socket adapters with 4-hole connection
- Easy cleaning and replacing of complete locking unit is possible without dismantling the prostheses
- With Lamination Disc NMA20S1/E5

Ordering Information

Lock Series 200				
Part Number	Lock Type	Pin	Weight	
1	NMA20S1	Clutch-Lock	Clutch	198 g
2	NMA20S2	Shuttle-Lock	Ratchet	172 g
3	NMA20S3	Shuttle-Lock	Smooth	178 g

Spare Parts Ordering Information

See page 286 for a full list of Series 200 spare parts

Series 300

The latest weight-optimised lock series 300 from Streifeneder is made of wear-resistant plastic is very suitable for direct lamination or for complete exchange, if you utilise a lamination dummy NMA30S1/D56 - NMA30S1/D76.

Different lamination discs and socket adapters can be attached with 6 screws in the distal end of the socket.



Features and Benefits

- Max. body weight: 100 kg
- Activity level: 1 to 4 for NMA30S1 and NMA30S2
- Activity level: 1 to 3 for NMA30S3
- Build Height: 33mm
- Can be used for thermoplastic and laminated sockets
- Plastic housing is temperature resistant up to 200 °C
- Clutch-Lock with "EasyClick" system: optimised pull-in and release mechanism
- Lightweight, weight-optimised construction made of plastic
- Multifunctionally applicable
- Continuous guide bushing, rotation secured, made of stainless steel
- Locking unit completely exchangeable
- Easy cleaning and replacing of complete locking unit is possible without dismantling the prostheses
- Incl. special sealing grease NMA22A100

Ordering Information

Lock Series 300			
Part Number	Lock Type	Pin	Weight
1	NMA30S1	Clutch-Lock	Clutch 77g
2	NMA30S2	Shuttle-Lock	Ratchet 82g
3	NMA30S3	Shuttle-Lock	Smooth 80g

Additional Parts Ordering Information

Housing Variants	Compatible with
NMA30S1/E1	N30S1
NMA30S2/E1	N30S2
NMA30S3/E1	N30S3

Mini Lamination Disc	Material	Eff. Height	Max Weight
NMA16A10	Titanium	6mm	100kg

Lamination Anchor	Material	Eff. Height	Max Weight
NMA16A30	Titanium	6mm	75kg

Lam. Disc	Form / Weight	Material	Mount. Height	Max Weight
NMA16A3	Ø 64 mm/45 g	Aluminium	9mm	150kg
NMA16A5	[] 52 mm/32 g	Aluminium	9mm	150kg

Spare Parts Ordering Information

See page 287 for a full list of Series 300 spare parts

Series 400

The series 400 from Streifeneder is especially suitable for AK and BK-residual limbs with very large distal circumference. The housing, made of a high quality aluminium alloy, is distally fitted with an adjustment core for a compact construction.



Features and Benefits

- Max. patient weight: 125kg
- Activity level: 1 to 4 for NMA40S1 and NMA40S2
- Activity level: 1 to 3 for NMA40S3
- Mounting height: approx. 33 mm
- Can be used for thermoplastic and laminated sockets
- Aluminium housing

Please note: order press button extensions for geriatric patients or big sockets separately

- Clutch-Lock with "EasyClick" system: optimised pull-in and release mechanism
- With socket adapter NMA10A21/S for laminating into the socket
- With lamination dummy NMA22A9
- With distal adjustment core
- Easy cleaning and replacing of complete locking unit
- Incl. special sealing grease NMA22A100

Ordering Information

Lock Series 400				
Part Number	Lock Type	Pin	Weight	
1	NMA40S1	Clutch-Lock	Clutch	158g
2	NMA40S2	Shuttle-Lock	Ratchet	147g
3	NMA40S3	Shuttle-Lock	Smooth	136g

Additional Parts Ordering Information

Lamination Anchor for Series 400
NMA10A21/S

Spare Parts Ordering Information

See page 287 for a full list of Series 400 spare parts

Series 500

The lock series 500 from Streifeneder offers a time-saving advantage when manufacturing thermoplastic sockets. Through the simple construction the housing will be completely enclosed by the socket material. The integrated cutting protection allows a fast and safe uncovering of the adjustment core.



Features and Benefits

- Max. patient weight: 125kg
- Clutch-Lock with "EasyClick" system: optimised pull-in and release mechanism
- Housing with pull-in channel
- Mounting height: approx 37mm
- Activity level: 1 to 4
- Can be used for thermoplastic and laminated sockets
- Easy cleaning and replacing of complete locking unit is possible without dismantling the prostheses

Ordering Information

Lock Series 500				
Part Number	Lock Type	Pin	Weight	
1	NMA50S1	Clutch-Lock	Clutch	170g
2	NMA50S2	Shuttle-Lock	Ratchet	162g

Spare Parts Ordering Information

See page 287 for a full list of Series 500 spare parts

Replacement Pins			
Part Number	Length	Pin Type	Application
NMA10S1/E335	35mm	Geared	Clutch-Lock
NMA10S1/E350	50mm	Geared	Clutch-Lock
NMA10S1/E365	65mm	Geared	Clutch-Lock
NMA10S1/E385	85mm	Geared (L)	Clutch-Lock
NMA10S2/E335	35mm	Rastered	Shuttle-Lock
NMA10S2/E350	35mm	Rastered	Shuttle-Lock
NMA10S2/E365	35mm	Rastered	Shuttle-Lock
NMA10S3/E335	35mm	Plain	Easy-Lock
NMA10S3/E350	50mm	Plain	Easy-Lock
NMA10S3/E365	65mm	Plain	Easy-Lock

Replacement Lock Units		
Part Number	For Pin Type	Application
NMA10S1/E2	Geared	Clutch-Lock
NMA10S2/E2	Rastered	Shuttle-Lock
NMA10S3/E2	Plain	Easy-Lock
NMA10S2/WE2	Rastered	Shuttle-Lock

L = Long = Waterproof

Vacuum-Valve	Description
NMA10S4/L	Left Thread
NMA10S4/R	Right Thread

Replacement Push Button Extension		
Part Number	Material	Length
1 NMA10S1/45	Plastic	45mm
2 NMA10S1/70	Aluminium	70mm
3 NMA10S1/85	Aluminium	85mm



Sealing Grease (Stick Wax)	
Part Number	Description
NMA22A100	5ml




Series 100/150

Lamination Dummy for Series 100/150	
Part Number	Description
NMA10S1/E6	Shuttle and Easy Lock
NMA10S1/E6L	Clutch-Lock (left-hand thread)



Series 200

1. Lamination Disc for Series 200 (64mm)
NMA20S1/E5
2. Lamination Dummy for Series 200
NMA20S1/E51
3. Deep-Drawing Adapter Ring
NMA20S1/E53



Series 300

1. Lamination Dummy for Series 300	
Part Number	Description
NMA30S1/E6	Shuttle and Easy Lock
NMA30S1/E6L	Clutch-Lock(left-hand thread)

2. Lamination Dummy	
Part Number	Description
NMA22A13	Replacement part for Lam. disc NMA16A3 & NMA16A5

3. Lamination Dummy		
Part Number	For Lock	Diameter (Ø) / Mat.
30S1/D56	30S2, 30S3	56 mm / POM
30S1/AD56	30S2, 30S3	56 mm / Aluminium
30S1/AD66	30S1, 30S2, 30S3	66 mm / Aluminium
30S1/AD76	30S1, 30S2, 30S3	76 mm / Aluminium

4. Hopper		
Part Number	For Lock	Diameter (Ø)
30S1/E56	30S2, 30S3	56 mm
30S1/E66	30S1, 30S2, 30S3	66 mm
30S1/E76	30S1, 30S2, 30S3	76 mm

Sealing Disc		
Part Number	Weight	Material
NMA30S4/D	10 g	Silicone

Sealing Plunger for Series 300	
Part Number	Description
NMA30S4/P	



Series 400

Lamination Dummy for Series 400	
Part Number	Description
NMA22A9	

Series 500

Lamination Dummy for Series 500	
Part Number	Description
NMA50S1/E5	Shuttle and Easy Lock
NMA50S1/E5L	Clutch-Lock (left-hand thread)

Sealing Plunger		
Part Number	Weight	Material
NMA50S4/P	30 g	POM black



Waterproof Shuttle-Lock

Lamination Dummy	
Part Number	Description
NMA10S1/E6	Shuttle and Easy Lock
Replacement Lock Unit for Waterproof Shuttle-Lock	
NMA10S2/WE2	

The Xtend Connect by Lindhe Xtend allows the quick exchange between different prosthetic components. Depending upon the lifestyle and usage needs of the user, the same prosthetic socket can be worn across multiple limbs with the use of this device.


Suitable for both transtibial and transfemoral applications, the system is ideal for quickly disconnecting the prosthetic foot to make dressing easier, or allowing the same limb to be worn with feet set to varied heel heights - without the need to change footwear.

Waterproof*

***Waterproof note:** Following exposure to chlorinated and salt water, rinse immediately with fresh water and dry.

Features and Benefits

- 150kg weight Limit**
- Quickly exchange feet whilst keeping the same socket, and maintaining optimal alignment of prosthesis
- Change sockets whilst keeping limb builds intact
- Designed to be used with industry standard 30mm systems
- Greater flexibility when dressing - such as removing feet to pull on trousers
- Waterproof in fresh water, sea water and chlorinated water with appropriate care*
- Less baggage - users can pack their activity specific prosthesis without having to pack the entire limb build
- Safety button ensures secure connection from the first step
- Orange wheel colour available



Ordering Information

Please note: These devices do not have a trial period as standard. If you wish to discuss the Xtend Connect please contact your local product manager for advice prior to placing your order.

Impact Level Descriptions


Low: Daily activities include mostly level ground walking, moving around in the home and the community.

Moderate: Daily activities include up to unlimited walking, climbing stairs and occasional moderate lifting (this does not include running).

High: Daily activities include fast walking, jogging, running, lifting heavy objects and/or recreational sports.

Xtend Connect Components		
Part Number	Description	Weight Limit
1 NA100-Q30-150	Quick Fit Unit, Tube Clamp 30 mm (Black)	150kg
2 NA100-Q4-150	Quick Fit Unit, 4-Hole Adapter (Black)	150kg
3 NA100-QF-150	Quick Fit Unit, Female Pyramid Adapter (Black)	150kg
4 NA100-QP-150	Quick Fit Unit, M36 Threaded Device (Black)	150kg
5 NA100-BF-150	Base Unit with Female Pyramid Receiver	150kg
6 NA100-BM-150	Base Unit with Male Pyramid Adapter	150kg
7 NA100-B30-150	Base Unit with 30 mm Tube	150kg

Note: For Orange wheel colour add '-O' suffix to part numbers in items 1-4



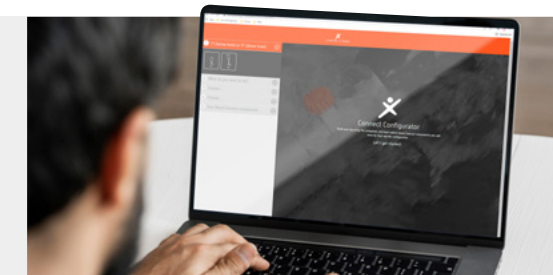
Product Specification

Material	Stainless Steel	Activity Level	K3 - K4**
Weight Limit**	150 kg	Warranty	2 Years

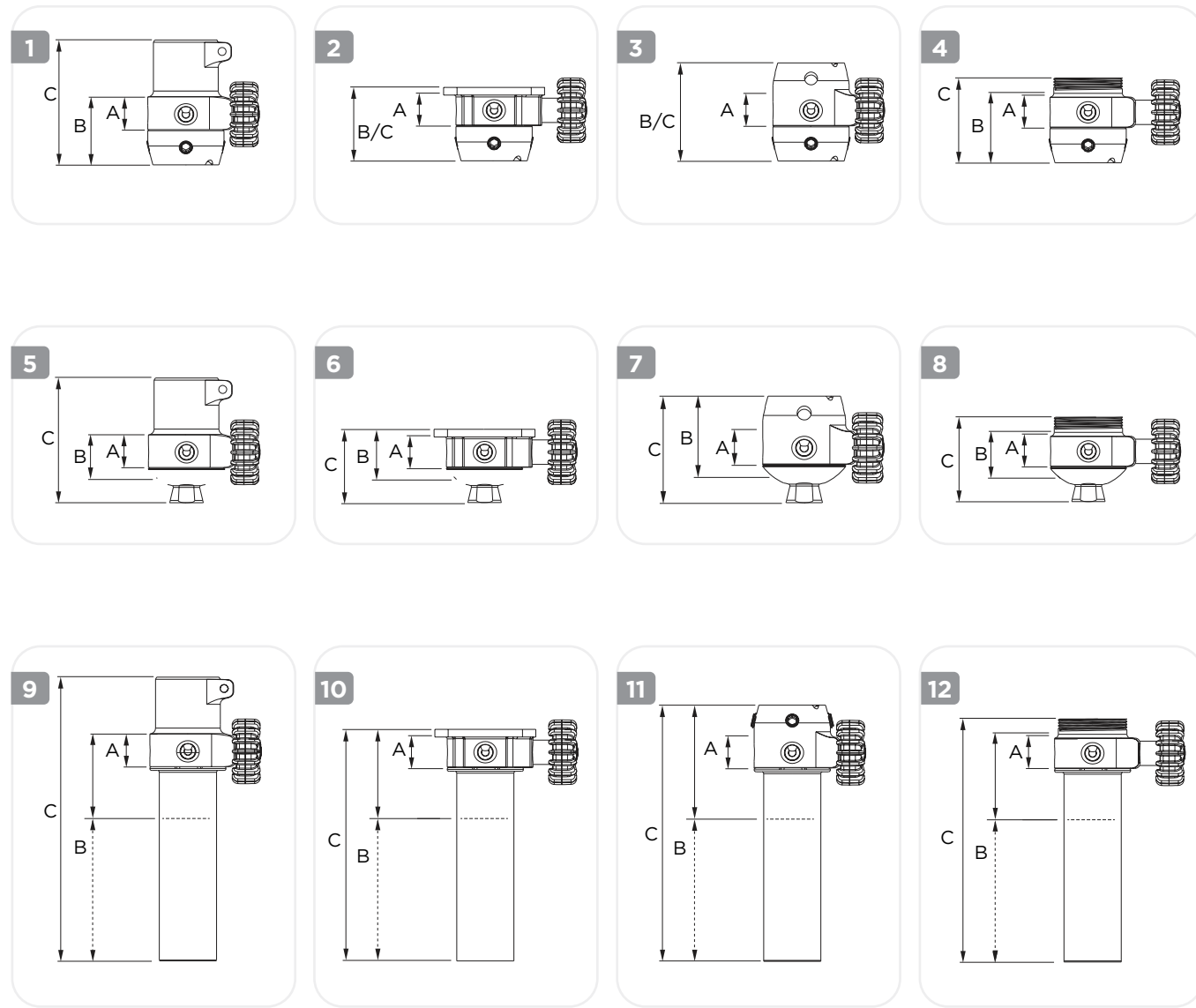
**For activities reaching K4 levels, patient weight is limited at 100kg

INTERACTIVE Lindhe Xtend Connect Configurator

Use the Xtend Connect component selection tool to ensure the most effective combination is selected.



SCAN TO TRY



Xtend Connect Build Dimensions

A) Functional Height (mm) B) Effective Height (mm) C) Total Height (mm) D) Effective Weight (g) E) Total Weight (g)

	Combination	Description	A	B	C	D	E
1	NA100-Q30-150 & NA100-BF-150	Xtend Connect Quick Fit Unit, tube clamp 30mm & Xtend Connect Base Unit, Female Pyramid Adapter	19mm	36mm	66mm	208g	330g
2	NA100-Q4-150 & NA100-BF-150	Xtend Connect Quick Fit Unit, 4-hole adapter & Xtend Connect Base Unit, Female Pyramid Adapter	19mm	39mm	39mm	208g	314g
3	NA100-QF-150 & NA100-BF-150	Xtend Connect Quick Fit Unit, female pyramid adapter & Xtend Connect Base Unit, Female Pyramid Adapter	19mm	52mm	52mm	208g	303g
4	NA100-QP-150 & NA100-BF-150	Xtend Connect Quick Fit Unit, M36 Threaded Device & Xtend Connect Base Unit, Female Pyramid Adapter	19mm	37mm	44mm	208g	299g
5	NA100-Q30-150 & NA100-BM-150	Xtend Connect Quick Fit Unit, tube clamp 30mm & Xtend Connect Base Unit, Male Pyramid Adapter	19mm	23mm	66mm	208g	299g
6	NA100-Q4-150 & NA100-BM-150	Xtend Connect Quick Fit Unit, 4-hole adapter & Xtend Connect Base Unit, Male Pyramid Adapter	19mm	26mm	39mm	208g	314g
7	NA100-QF-150 & NA100-BM-150	Xtend Connect Quick Fit Unit, female pyramid adapter & Xtend Connect Base Unit, Male Pyramid Adapter	19mm	39mm	52mm	208g	279g
8	NA100-QP-150 & NA100-BM-150	Xtend Connect Quick Fit Unit, M36 Threaded Device & Xtend Connect Base Unit, Male Pyramid Adapter	19mm	24mm	44mm	208g	274g
9	NA100-Q30-150 & NA100-B30-150	Xtend Connect Quick Fit Unit, tube clamp 30mm & Base Unit with 30 mm Tube	19mm	49-149mm*	179mm	208g	490g*
10	NA100-Q4-150 & NA100-B30-150	Xtend Connect Quick Fit Unit, 4-hole adapter & Base Unit with 30 mm Tube	19mm	52-152mm*	152mm	208g	519g*
11	NA100-QF-150 & NA100-B30-150	Xtend Connect Quick Fit Unit, female pyramid adapter & Base Unit with 30 mm Tube	19mm	65-165mm*	165mm	208g	514g*
12	NA100-QP-150 & NA100-B30-150	Xtend Connect Quick Fit Unit, M36 Threaded Device & Base Unit with 30 mm Tube	19mm	51-151mm*	165mm	208g	470g*

*B30: Adaptable effective height and weight as tube can be cut off with up to 100mm.



Torsion Adapters

Torsion Adapters from College Park allow smooth transverse rotation of a patient's limb build. Users can twist and turn with ease allowing a maximum of 20° of both internal and external rotation. Reducing stress and force on the patients' socket and residual limb. Available in a choice of titanium and aluminium or stainless steel. These versatile and durable components can be easily adjusted by prosthetists to improve user comfort when walking and participating in sporting activities.

Features and Benefits

- With +/- 20° of rotation, the additional movement benefits a wide range of users, increasing comfort and allowing for a more natural feeling when turning.
- This adapter is suitable for low to high impact activities.
- The torsion adapter's resistance can be easily adjusted by a prosthetist using a 4mm Allen Key
- A variety of attachment options including male to female pyramid adapter



+/- 20° of rotation



Easily adjust resistance



Structural and Socket Components College Park - Torsion Adapters

Ordering Information

Impact Level Descriptions

Low: Daily activities include mostly level ground walking, moving around in the home and the community.

Medium: Daily activities include up to unlimited walking, climbing stairs and occasional moderate lifting (this does not include running).

High: Daily activities include fast walking, jogging, running, lifting heavy objects and/or recreational sports.

Torsion Adapters			
Part Number	Description	Material	Weight Limit
NTOR-PAPR-T	Pyramid Adapter to Pyramid Receiver	Titanium	150kg
NTOR-TCPR-T	30mm Tube Clamp to Pyramid Receiver	Stainless Steel	136kg
NTOR-T275-30	30mm Tube Adapter, 275mm	Titanium (receiver), Aluminium (tube)	136kg
NTOR-T455-30	30mm Tube Adapter, 455mm	Titanium (receiver), Aluminium (tube)	136kg
NTOR-T275-34	34mm Tube Adapter, 275mm	Titanium (receiver), Aluminium (tube)	150kg
NTOR-T455-34	34mm Tube Adapter, 455mm	Titanium (receiver), Aluminium (tube)	150kg

Technical Information

						
	NTOR-PAPR-T	NTOR-TCPR-T	NTOR-T275-30	NTOR-T455-30	NTOR-T275-34	NTOR-T455-34
Material	Titanium	Stainless Steel	Titanium (receiver), Aluminium (tube)	Titanium (receiver), Aluminium (tube)	Titanium (receiver), Aluminium (tube)	Titanium (receiver), Aluminium (tube)
Build Height	43mm	47mm	275mm	455mm	275mm	455mm
Min. Build Height	43mm	47mm	83mm	83mm	79mm	79mm
Weight of Unit	393g	432g	567g	670g	569g	685g
Patient Weight Limit	150kg	136kg	136kg	136kg	150kg	150kg
Axial Rotation	+/- 20°	+/- 20°	+/- 20°	+/- 20°	+/- 20°	+/- 20°
Activity Level	K1-K4	K1-K4	K1-K4	K1-K4	K1-K4	K1-K4
Warranty	2 Years	2 Years	2 Years	2 Years	2 Years	2 Years

RevoFit® Lamination Kit

The RevoFit Lamination Kit allows you to create built-in, user-controlled adjustability anywhere on a socket, allowing users make incremental changes to their socket fit and volume throughout the day without the need to add or remove socks.

For use with all commonly used lamination materials, the RevoFit uses a tried and tested system of manufacture. This kit has been formulated to resist the repetitive stress found in an adjustable socket, incorporating a high durability (HD), fatigue-resistant lace. The system is well established and empowers users by allowing adjustability; it is complemented by the user-friendly Click Reel providing additional benefits including a balance of precise adjustment and power, offering up to 7:1 mechanical advantage.

Waterproof*

*Waterproof note: Following exposure to chlorinated water, rinse immediately with fresh water and dry.

Features and Benefits

- Adjustable global and/or targeted compression
- Micro/macro adjustments to increase and to decrease socket volume
- Easy adjustments through clothing
- Optional grip rings to suit user dexterity needs
- Rapid donning and doffing for challenging residual limb shapes
- User Weight Limit: 135kg



Spend less time on remakes and refits.



Build adjustability, anywhere.

Structural and Socket Components Click Medical - RevoFit® Lamination Kit

Ordering Information

RevoFit® Lamination Kit Part No.	Includes
NCMRF-200-07-01	<ul style="list-style-type: none"> • 1x Lamination Tube (1.8m) • 1x Reel Tool • 1x Lam. Collar

Note: Please see page 308 for RevoFit® Lamination Kit spare parts ordering information.

Technical Information

RevoSurface® Tool Kit		Lace	2m HD (High Durability) Lace
Build Height of Click® Reel	14mm visible profile, 24mm total	User Weight Limit	300lb/135kg
Reel Diameter	42mm		
Reel Weight	71g		
Collar Diameter	42mm		
Tube/Sheath Length	1.8m		
Tube Outer Diameter	3.2mm		



RevoLock® Align Kit

RevoLock Align is a lanyard suspension system providing users with unrivalled control over the lanyard tension at all times, including when donning and doffing a socket over a liner. The latest release introduces a number of additional features, including an optional slider kit to maintain proximal cable tension in sitting, even after distal tension is released, and a Quick Connect Snap insert allows the lanyard to move more freely and the liner to be easily (dis) engaged.

This kit is commonly used in both upper and lower limb devices, and allows the users alignment to be accommodated within the socket. RevoLock offers all the benefits associated with lanyard suspension.

Waterproof*

*Waterproof note: Following exposure to chlorinated water, rinse immediately with fresh water and dry.

Features and Benefits

- Compact, suitable for users with residual limbs of a variety of shapes and of the usual sizes
- Transferable alignment
- Locked and hidden cord
- 38mm build height
- Reduced pistoning
- Eliminates locking pin alignment frustrations
- Slider kit allows user to lock the Click Reel power mode on demand
- No tool form required for manufacture
- User Weight Limit: 135kg

Structural and Socket Components Click Medical - RevoLock® Align Kit

Ordering Information

RevoLock® Align Kit Part No.	Includes	
NCMRL-301-07-01	2x RevoLock® LE Quick Connect Inerts & 1x Snap 1x RevoLock® Slider Lamination Kit 1x Align Housing & Fabrication Post 1x Lamination Tube (0.5m) 1x Reel Tool	1x Lamination Collar 1x Click Reel, 1x HC Lace (2m) 3x Plastic Lace Feeders 1x Metal Lace Feeder

Note: Please see page 308 for RevoLock® Align Kit spare parts ordering information.

Technical Information

Build Height of Click® Reel	14mm visible profile, 24mm total	Housing Weight	28g (Distal)
Reel Diameter	42mm	Snap/Threaded Insert Weight	33g
Reel Weight	71g	Tube/Sheath Length	0.5m
Housing Diameter	45mm (Distal)	Lace	2m HC (High Capacity) Lace
Housing Height	35mm (Distal)	User Weight Limit	300lb/135kg



RevoLock® 4-Hole Kit

The RevoLock 4-Hole Kit with the Click Reel is for standard alignment fabrication for lower extremity sockets and is easy to retrofit a standard 25x65mm shuttle lock. The Click Reel innovation offers a lower streamlined profile, micro/macro adjustment that incrementally tightens and loosens with increased durability. The slider enhances safety for limbs changing in position or fluctuating in volume.

Waterproof*

*Waterproof note: Following exposure to chlorinated water, rinse immediately with fresh water and dry.

Features and Benefits

- Industry standard 4-hole interface
- Locked and hidden cord
- 25mm build height
- Reduced pistoning
- Eliminates locking pin alignment frustrations
- Slider kit allows user to lock the Click Reel power mode on demand
- RevoLock® Tool form required for fabrication, sold separately
- User Weight Limit: 135kg



Structural and Socket Components Click Medical - RevoLock® 4-Hole Kit

Ordering Information

RevoLock® 4-Hole Kit Part No.	Includes
NCMRL-300-07-01	<ul style="list-style-type: none"> • 2x RevoLock® LE Quick Connect Inerts & 1x Snap • 1x RevoLock® Slider Lamination Kit • 1x 4-Hole Puck • 1x Lamination Tube (0.5m) • 1x Reel Tool • 1x Lam. Collar

Note: Please see page 308 for RevoLock® 4-Hole Kit spare parts ordering information.

RevoLock® Tool Form Part No.	Description
NCMRL-310-00-01	65mm x 25mm RevoLock Fabrication Tool Form

Please Note: Tool form is required and must be ordered in addition to the kit.



Technical Information

Build Height of Click® Reel	14mm visible profile, 24mm total	Housing Weight	116g
Reel Diameter	42mm	Snap/Threaded Insert Weight	33g
Reel Weight	71g	Tube/Sheath Length	0.5m
Housing Diameter	45mm	Lace	2m HC (High Capacity) Lace
Housing Height	24.5mm	User Weight Limit	300 lb/135kg

RevoLock® Lanyard V2 Kit

The Revolock Lanyard V2 Kit is designed to be similar to the original RevoLock Lanyard Kit, including the familiar BOA® dial and the former distal housing/threaded insert. The RevoLock Lanyard V2 restores a well-established adjustable suspension solution that meets with user expectations in a simple, easy to follow way.

Waterproof*

*Waterproof note: Following exposure to chlorinated water, rinse immediately with fresh water and dry.

Features and Benefits

- For transferable alignment
- Single or double-stage lamination
- Low 25mm build height
- Reduced pistoning
- Upper or Lower extremity sockets
- Lightweight system
- No tool form required



Secure suspension regardless of limb position



Familiar BOA Dial System



Structural and Socket Components Click Medical - RevoLock® Lanyard V2 Kit

Ordering Information

RevoLock Lanyard V2 with BOA Dial	Includes
NCMRL3000-220	<ul style="list-style-type: none"> • 1 x BOA® Lanyard V2 Dial • 1 x Lamination Collar • 1 x Lamination Tubing • 1 x Legacy LE Threaded Insert, • 1 x Distal Housing 2-Stage Lamination Bolt
	<ul style="list-style-type: none"> • 1 x Lamination Post • 2 x 1.22m HC Lace, • 1 x Metal Lace Feeder • 1 x Spring

Note: Please see page 308 for RevloLock® Lanyard V2 Kit spare parts ordering information.

Technical Information

Build Height of BOA® Dial	19mm	Housing Weight (Distal)	21.8g
Dial Diameter	36mm	Snap/Threaded Insert Weight	5.9g
Dial Weight	14g	Tube/Sheath Length	0.5m
Housing Diameter(Distal)	30mm	Lace	2m HC (High Capacity) Lace
Housing Height (Distal)	25mm	User Weight Limit	300 lb/100kg

RevoSurface® Tool Kit

The RevoSurface Tool Kit not only allows you to pre-build adjustability into check sockets, 3D printed devices, and orthoses, but also to retrofit adjustability into existing sockets. This kit allows the volume of a (previously rigid) socket to be manipulated by the user throughout the day, without the need to doff their socket.

For use with a variety of materials, the RevoSurface has been specifically designed to empower patients while withstanding the forces associated with an adjustable socket. The system includes a High Capacity (HC) lace for ultimate user adjustability. The user-friendly Click Reel provides a balance of precise adjustment and power, offering up to 7:1 mechanical advantage.

Waterproof*


***Waterproof note:** Following exposure to chlorinated water, rinse immediately with fresh water and dry.

Features and Benefits

- Easily add adjustability to prostheses and orthoses made from a variety of materials
- Can be refitted when the socket is updated, making this kit more suitable for early intervention
- Can be used as a solution when troubleshooting during appointments
- Retrofit to patients rigid devices, giving them freedom to micro-adjust their fit anytime with the turn of a dial
- Improve patient acceptability
- Suited to Orthotic and Prosthetic applications
- User Weight Limit: 135kg



Experiment and modify devices without refabrication.



Click Reel offers up to 7:1 mechanical advantage.



Structural and Socket Components Click Medical - RevoSurface® Tool Kit

Ordering Information

RevoSurface® Tool Kit Part No.	Includes	
NCMRS-100-07-01	<ul style="list-style-type: none"> • 1x Click Reel • 1x Surface Collar • 1x Surface Shim • 1x HC Lace (2m) • 1x Lamination Tube (1.8m) • 1x Metal Lace Feeder 	<ul style="list-style-type: none"> • 3x Plastic Lace Feeders • 1x Reel Tool • 10x Surface Guides • 5x Releasing Guides • 4x Philips Head Screws • 4x Torx Head Screws

Note: Please see page 309 for RevoSurface® Tool Kit spare parts ordering information.

Technical Information

RevoSurface® Tool Kit		Release Handle Weight	1g
Build Height of Click® Reel	14mm visible profile, 24mm total	Tube/Sheath Length	1.8m
Reel Diameter	42mm	Tube Outer Diameter	3.2mm
Reel Weight	71g	Lace	2m HC (High Capacity) Lace
Collar Diameter	42mm	User Weight Limit	300lb/135kg
Surface Guide Height	5.5 - 6.5mm		
Surface Guide Weight	1g		

The Click Medical QuickFit Lacers are an easy to use fastening solution, allowing micro-adjustments throughout the day. They can be retrofitted to footwear, or used for other light closure applications in prosthetics and orthotics to offer a range of benefits for those with upper limb absence, or limited mobility.

Features and Benefits

- One-Hand, Micro-Adjustment**
 Uniform compression is easily achieved with a one-handed twist of the easy grip dials, allowing patients with limited fine motor skills to adjust fit in seconds throughout the day
- Pre-Laced System**
 Kit choice and fabrication is made simple with four ready-to-install sizes
- Easily Replaceable Components**
 Easily replace the dial and lace, with no need to remove rivets or re-fabricate device
- Proximal to Distal Tension Pull**
 Even-tension pull proximal to distal means no need to manually redistribute tension as with traditional lacing. Nylon-coated steel lace is low friction and high strength
- Rivet On**
 With double-cap press-fit steel QuickFit rivets, these are retrofittable to other systems and easy to install with the QuickFit Tool, along with durable, low-profile lace guides



Ordering Information

Order No.	Size	Details
NCMOK0180-130-05	X-Small*	Supplied with a low-profile dial, lace and 4 guides. Rivets sold separately. Designed for paediatric footwear size 35 EU/2 UK and smaller.
NCMOK0200-130-05	Small*	Supplied with a low-profile dial, lace and 6 guides. Rivets sold separately. Designed for footwear size 41 EU/7 UK and smaller.
NCMOK0220-130-05	Medium*	Supplied with a low-profile dial, lace and 8 guides. Rivets sold separately. Designed for footwear size 42 EU/8 UK and larger.
NCMOK0240-230-05	Large*	Designed for AFOs and above the ankle boots. Comes with a dial capable of more power, lace and 10 guides. Rivets sold separately.
NCMOK0165-230	Quickfit Releasing Lacer	Adds opening functionality to the QuickFit Lacer by adding releasing guides to one side so that the system can fully open for easy donning. Rivets sold separately.
NCMSP1040	Quickfit Lacer Rivet Set (100 Pack)	Required to Install QuickFit Lacers to any device or shoe.

Note: Lacers are sold individually. One pair of footwear requires two kits (one per shoe).

Note: Please see page 309 for QuickFit™ Lacer spare parts ordering information.

QuickFit™ Strap and Buckle

The Click Medical QuickFit Strap and Buckle are an easy to use fastening solution, allowing for microadjustments throughout the day. Each 'click' of the BOA dial decreases strap length by 1mm increments, empowering patients to control comfort for the perfect fit everytime.

The strap is prefabricated and can be installed in minutes along with the QuickFit Buckle. The Buckle fastens through a self-locating magnet, providing additional strength and ease of use for those with limited manual dexterity.

QuickFit Strap Features and Benefits

- **Micro-Adjustable**
Empower patients to quickly and easily control fit and comfort throughout the day. Each "click" of the dial decreases the strap length by 1mm for the perfect fit every time
- **Improved Outcomes**
Providing reliable adjustability to optimise fit improves the efficiency of a correctly fitting device
- **Reliable Function**
QuickFit Straps are prefabricated, durable, and can be installed in minutes

QuickFit Buckle Features and Benefits

- **High Durability**
The QuickFit Buckle design prevents the effects of wear and tear experienced with hook and loop fastenings
- **Self-Locating Buckle**
Powerful magnetic buckle clicks itself into place and holds strong throughout the day, promoting ease of use for those with limited manual dexterity or visual impairment
- **One-Handed Use**
Opening and closing can be easily performed with one hand



Structural and Socket Components Click Medical - QuickFit™ Strap and Buckle

Ordering Information

Product	Size (Width)	Order No.	Details
QuickFit Strap	3.8cm/1.5"	NCMOK1410-130-05	<ul style="list-style-type: none"> • Hook and loop closure • 10cm of adjustable travel • Usable strap length: Max = 75cm, Min = 20cm • Cut to size
QuickFit Buckle	3.8cm/1.5"	NCMOK1415-000-05	<ul style="list-style-type: none"> • Easily added on to the QuickFit Strap • Adds 10cm to strap usable length • 5mm profile • 70kg holding capacity



RevoLock® Additional Parts Information

Product	Part No.	Details
Click® Reel and HC Lace Kit	NCMRP-002-07	Click Reel, HD Lace (2m), Reel tool, 3x plastic lace feeders, 1x metal lace feeder. This is not for replacing a BOA® dial. Please see NCMRP0100-320-05 for replacing a BOA® dial.
HC Lace Kit	NCMRP-001	HD Lace (2m), Reel tool, 3x plastic lace feeders, 1x metal lace feeder, red retainer tab.
RevoLock® Slider Lamination Kit	NCMRP-309	Replacement Slider with Lock Wire, and Lamination Base.
RevoLock® Slider Part Kit	NCMRP-300	Replacement Slider and Lock Wire for all RevoLock Kits.
Lamination Collar	NCMRP-200	Replacement Lamination Collar for RevoFit & RevoLock Lamination Kits with the Click Reel only.
Lamination Tube (1.8m)	NCMRP-201	Replacement Lamination Tube (1.8m) for all RevoKits with the Click Reel and BOA® dials.
RevoLock® Tool Form Plug 5-Pack	NCMRP-305	The RevoLock Tool Form Plug 5-Pack is to ensure fabricators have extra plugs on hand.
HC Lace Spool (25m)	NCMBL-001	HC (High Capacity) Lace spool (25m), Used in the RevoSurface and RevoLock Kits with the Click Reel only.
Comfort Grip Ring (Black 5-Pack)	NCMAC-100-05	Provide a soft-touch feel and 10% increased turning power to the existing Click Reel. Especially suitable for patients with dexterity issues.
Power Grip Ring (Black 5-Pack)	NCMAC-101-05	Provide a soft-touch feel and 20% increased turning power to the existing Click Reel. Especially suitable for patients with dexterity and hand strength issues.
RevoLock® UE Fixed Insert	NCMRP-306	RevoLock Fixed Threaded Insert (M6) for upper extremity and pediatric liners. Compatible with RevoLock 4-Hole and RevoLock Align Kits. Best for patients who cannot operate the RevoLock Quick Connect Snap or for suction systems needing an airtight seal. This part is NOT releasable and does not connect to the RevoLock LE Quick Connect Snap.
RevoLock® LE Fixed Insert	NCMRP-307	RevoLock Fixed Threaded Insert (M10) for lower extremity liners only. Compatible with RevoLock 4-Hole and RevoLock Align Kits. Best for patients who cannot operate the RevoLock Quick Connect Snap or suction systems needing an airtight seal. This part is NOT releasable and does not connect to the RevoLock LE Quick Connect Snap.
RevoLock® LE Quick Connect Snap	NCMRP-303	Replacement RevoLock LE Quick Connect Snap. Both Quick Connect Snap and Quick Connect Insert (NCMRP-302) are required to connect the lanyard to the liner. RevoLock® LE Quick Connect Insert is sold separately.
RevoLock® LE Quick Connect Insert	NCMRP-302	Replacement RevoLock LE Quick Connect Insert, often purchased for outfitting additional liners. Both Quick Connect Snap and Quick Connect Insert are required to connect a lanyard to a liner. If fitting 2 liners with 1 socket, 1 Snap and 2 Inserts are required. RevoLock LE Quick Connect Snap (NCMRP-303) is sold separately.

RevoFit® Additional Parts Information

Product	Part No.	Details
RevoFit® Lamination Kit with Click® Reel	NCMRF-200-07-10	10x Click® Reels, 10x Lamination Collars, 1x Spool of HD Lace (25m), 5x Metal Lace Feeders, 20x Plastic Lace Feeders, 3x Reel Tools, 10 Lamination Tubes (1.8m).
Click® Reel and HD Lace Kit	NCMRP-002-07	Click Reel, HD Lace (2m), Reel tool, 3x plastic lace feeders, 1x metal lace feeder. Note: This is not for replacing a BOA® dial. Please see NCMRP0100-320-05 for replacing a BOA® dial.
HD Lace Kit	NCMRP-002	HD Lace (2m), Reel tool, 3x plastic lace feeders, 1x metal lace feeder, red retainer tab.
Lamination Collar	NCMRP-200	Replacement Lamination Collar for RevoFit & RevoLock Lamination Kits with the Click Reel only.
Lamination Tube (1.8m)	NCMRP-201	Replacement Lamination Tube (1.8m) for all RevoKits with the Click Reel and BOA® dials.
HD Lace Spool (25m)	NCMBL-002	HD (High Durability) Lace spool (25m). Compatible with all Kits including Click Reel and BOA dials.
Comfort Grip Ring (Black 5-Pack)	NCMAC-100-05	Provides a soft-touch feel and 10% increased turning power to the existing Click Reel. Especially suitable for patients with dexterity issues.
Power Grip Ring (Black 5-Pack)	NCMAC-101-05	Provides a soft-touch feel and 20% increased turning power to the existing Click Reel. Especially suitable for patients with dexterity and hand strength issues.

RevoSurface® Additional Parts Information

Product	Part No.	Details
Click® Reel and HC Lace Kit	NCMRP-000-07	Click Reel, HD Lace (2m), Reel tool, 3x plastic lace feeders, 1x metal lace feeder. This is not for replacing a BOA® dial. Please see NCMRP0100-320-05 for replacing a BOA® dial.
HC Lace Kit	NCMRP-001	HC Lace (2m), Reel tool, 3x plastic lace feeders, 1x metal lace feeder, red retainer tab.
Surface Guide 10-Pack	NCMRP-101	The 10-Pack of spare Surface. For RevoSurface Tool Kits with the Click Reel only.
Surface Collar	NCMRP-102	The Click Reel mounting collar. For surface mount only. Not for use with lamination.
Surface Releasing Tab 5-Pack	NCMRP-105	5-Pack Surface Releasing Tabs for converting a device from a fixed lace path to a releasing lace that allows full opening of the device.
Lamination Tube (1.8m)	NCMRP-201	Replacement Lamination Tube (1.8m) for all kits with the Click Reel and BOA® dials.
HC Lace Spool (25m)	NCMBL-001	HC (High Capacity) Lace spool (25m). Used in the RevoSurface and RevoLock Kits with the Click Reel only.
Comfort Grip Ring (Black 5-Pack)	NCMAC-100-05	Provide a soft-touch feel and 10% increased turning power to the existing Click Reel. Especially suitable for patients with dexterity issues.
Power Grip Ring (Black 5-Pack)	NCMAC-101-05	Provide a soft-touch feel and 20% increased turning power to the existing Click Reel. Especially suitable for patients with dexterity and hand strength issues.

QuickFit Lacers Additional Parts Information

Part No.	Details
NCMRP0200-130-05	QuickFit® XS/S/M Dial and Lace
NCMRP0200-230-05	QuickFit® LG Dial and Lace
NCMLOK019	Low-Mid Power Steel Lace 10m

Lanyard V2 Additional Parts Information

Part No.	Details
NCMRP-310	RevoLock V2 BOA Dial and HC Lace Kit (Port C)
NCMRP-310A	RevoLock V2 BOA Dial and HC Lace Kit (Port A)
NCMRP-312	RevoLock V2 HC Lace Kit

Please Note: Legacy spare parts are available to support older kits, please contact Customer Services or your Product Manager for more information.





Aria Valves

Designed specifically for use in transtibial suction sockets of any type, these auto expulsion valves are fairly small, at 22mm diameter and have a low profile. They are best installed using the M10 threaded housing/dummy to drape or laminate over, or they can be retro-fitted into an existing socket by drilling and tapping out the socket material. The Plus version has a push button to release the suction, making it ideal for use with a suction seal liner, such as the 4Seal, whereas the other option has no button, but is fine for use on a suction sleeve system.

Part Number	Description
1 NCA200-AV	Aria Valve - Includes threaded housing (Image shows all black imperial components)
NCA200-AVM	Aria Valve - Includes threaded housing (Image shows black/grey metric components)
2 NCA200-AVP	Aria Valve Plus - Includes threaded housing - with push button components (Image shows all black imperial)
NCA200-AVPM	Aria Valve Plus - Includes threaded housing - with push button (Image shows black/grey metric components)
3 NCA300-HYV	Aria Hybrid Valve - for all elevated vacuum applications. Features a built in barb attachment (with internal check valve) for connection to any vacuum pump system.
4 NCA100-AK	Aria AK Valve Auto Expulsion (Including Grip Key)
5 NCA-100-MV	Aria Universal Mini Valve
6 NCA300-B90	90-Degree Stainless Steel Barb
7 NCA300-AVT	Aria Valve Tool - this allows a valve to be screwed in or out, even when mounted in a recess and the other end is for removing the valve caps.
8 NCA300-ASBM	Aria Safety Barb- features a 90 degree swivel fitting and an internal 1-way safety valve to prevent loss of vacuum in the case of hose disconnect or pump/hose malfunction. This part number is for the metric thread.

Pee Wee Valve SI

This small, manually operated valve has a high air flow capacity. Its low profile design, at only 14.2mm diameter and 6.3mm high, makes it suitable for both lower and upper limb applications. It can be retro-installed by drilling and tapping through the socket. A threaded housing is also available to allow it to be used in soft thermoplastic sockets. Threaded housing NPA-PWSI-H.

Part Number	Description
9 NPA-PWSI	Pee Wee Valve SI
NPA-PWSI-H	Threaded Housing

Lyn Valve BK /BK2

These valves are similar to the Aria Valves, but in white and with a slightly slower airflow rate. The BK functions in the same way as the Aria Valve and the BK2 functions like the Aria Valve Plus.

Part Number	Description
10 NPA0202M	Lyn Valve BK2 Metric Thread
NPA0222M	Threaded Housing
NPA0200M	Lyn Valve BK Metric Thread

RV Slide

This auto expulsion valve allows air to be evacuated through it when closed, by simply sliding the button to one side, in any direction, the valve opens and remains open until the button is slid back into the centre, with an audible click to indicate that the valve is then closed. It can be used with any socket material, on transfemoral or transtibial sockets designed to be used with suction seal type liners.

Part Number	Description
11 NPA0400	Lyn Valve RV Slide

Structural and Socket Components

Suction Valves and Exoskeletal Components



High Vac Barb/HV Socket Port

Designed for use with vacuum systems, the High Vac Barb can be retro-installed by drilling and tapping through the socket, or by using the Pee Wee threaded housing NPA-PWSI-H. The top section swivels in the housing and there is an integral valve to prevent sudden loss of suction should the vacuum system fail in some way. For transfemoral applications the HV Socket Port can be included to enable the socket to be donned more easily, since with the plug removed a large volume of air can be expelled quickly, or a donning sleeve can be used and the plug then refitted to provide a secure seal.

Part Number	Description
1 NPA0089	High Vac Socket Port
1 NPA0090	High Vac Barb

Lyn Valve RV

Available as either an auto or manual expulsion valve, these large diameter valves are suitable for transfemoral applications, especially when used in conjunction with suction seal liners. With the valve removed from its housing, the patient is able to expel the air quickly and see how well they have donned the socket. The valve has no holes that may become blocked, or trap the skin, when not used with a liner.

Part Number	Description
2 NPA0002	Lyn Valve RV/Auto Expulsion
NPA0300	Lyn Valve RV/Manual Expulsion

GLP Standard Valve

The standard valve lets air flow out when the button is pressed.

Part Number	Description
3 NF008001	GLP Standard Valve, complete with valve housing.

GLP Rubber Valve

The rubber valves snap in place and are a simple alternative for prostheses with flexible inner sockets.

Part Number	Description
4 NF008111	GLP Rubber Valve, complete with valve housing.

Flat Rubber Valve

The flat rubber valve can be pushed into an aperture cut into the socket, or into the NE-V01 housing. It provides a simple alternative for prostheses, whatever the socket material.

Part Number	Description
5 NVO2	Flat Rubber Valve, with thumb flap, without valve ring. Inside diameter 24mm.
6 NE-V01	Valve Ring

Trulife Seattle Lamination Blocks

Part Number	Description	Weight Limit
7 NSAB310	Seattle Ankle Block, Standard - designed for use with Seattle Lightfoot ² NSLF195/198.	136kg
8 NSAB320	Seattle Ankle Block, Low Profile - designed for exoskeletal setup of the Seattle Natural foot models (NSNF160/163/170/173) and Seattle SACH foot models NSCH110/113/120/123.	102kg

Wooden Attachment Blocks

For better connection with laminate and for easier sanding.

Part Number	Description
9 NMA12A7	Socket Attachment Block - with poplar wood, 4 countersink head bolts 22A5/M6x20 including lamination dummy 12A3/E2 and sealing grease 22A100 with plastic for optimal sanding.

Structural and Socket Components
Suction Valves and Exoskeletal Components



Streifeneder Ankle Blocks					
Part Number	Foot Size	Thread	Height	Weight Limit	
1 NMA31A1/M8	22 - 25cm	M8 x 90mm	116mm	100kg	
2 NMA31A1/M10	26 - 28cm	M10 x 90mm	116mm	100kg	
3 NMA31A1/M10L	29 - 30cm	M10 x 90mm	116mm	100kg	



Paediatric




Feet & Knees



Modular Components



Exoskeletal Components



Cosmesis


The Scout foot by College Park incorporates consistent energy return and adaptable growth plates which allows the foot to accommodate for growth. Using College Park's Intelliweave® technology alongside a durable carbon fibre material, this paediatric foot provides strength, smooth motion and flexibility. This maintenance free foot is available in four different mounting options to meet specific needs, and is lightweight and fresh water friendly.

Waterproof* (fresh water only)

*Waterproof note: Following exposure to chlorinated water, rinse immediately with fresh water and dry.

Features and Benefits

- Accommodates limb growth with the use of stackable growth plates and size up foot shells
- Hybrid material for ultimate strength and flexibility
- Four different mounting options
- Effective energy return
- Lightweight
- Waterproof in fresh water*



Ordering Information

Trial Period - This foot has a 30 day trial period.

Impact Level Descriptions

Low : Daily activities include mostly level ground walking, moving around the home and the community.

Moderate: Daily activities include up to unlimited walking, climbing stairs and occasional moderate lifting (this does not include running).

High: Daily activities include fast walking, jogging, running, lifting heavy objects and/or recreational sports.

Ordering Example - NSC-LCM-17-D4

Part ID	Side	Shell Colour	Mounting	Size	Firmness Category
NSC	L		M		D
NSC	R		M		D

Caucasian C
Tan T
Brown B

13-22cm

1-4



Scout Adapters & Receivers		
Part Number	Description	
1 NTA-SP	Threaded Pyramid Adapter	
2 NTR-SP	Threaded Pyramid Receiver	
3 NTXA-SP	Threaded Exo Adapter*	
4 NTLAS-SP	Threaded Lamination Adapter (S)	
5 NTLAM-SP	Threaded Lamination Adapter (M)	
6 NTLAL-SP	Threaded Lamination Adapter (L)	

*(only available for sizes 16cm and above)

Firmness Category			
Weight (kg)	13-15cm	16-18cm	19-22cm
0-25	1	1	1
26-33	-	2	2
34-45	-	3	3
46-60	-	-	4

Spare Parts Ordering Information

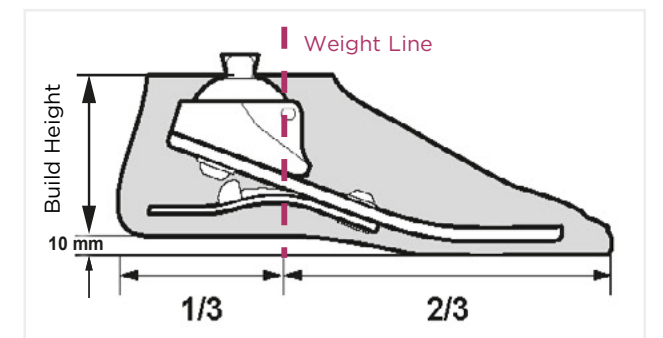
Foot Shell	Size (cm)
NSC-S ■●-▲	13-22

■ = "L" or "R" for Left or Right
● = Colour (C = Caucasian, T = Tan, B = Brown)
▲ = Foot size in cm (13-22)

CPI Spectra Sock	Size (cm)
NTP-SSX-1618	13-18
NV-SS-2124	19-22

Product Specification

Sizes	Weight Limit	Heel Height	Build Height	Weight of Unit
13-15cm	25kg	5.8mm	See Next Page	183-360g
16-18cm	45kg	6.4mm		
19-22cm	60kg	9.5mm		
Impact Level	Warranty	Foot Shell		
	1 year foot shell - 6 months	Caucasian, Tan or Brown Standard		

















Product Specification - Continued


Build Height				
Size	Lamination Adapter	Pyramid	Receiver	Exo Block
13-15cm	4.7cm	4.6cm	5.3cm	-
16-18cm	5.1cm	4.9cm	5.7cm	10.4 cm
19-22cm	5.4cm	5.3cm	6.0cm	10.8 cm

Spare Parts Ordering Information

Scout Adapters

	Part Number	Description
	NTFH-800	Foot Horn, Stainless Steel
	NSC-LA-FAB	Lamination Adapter Fabrication Kit
	NCP-TCS-P	Tube Clamp Screw, M4 x 14mm, Pediatric
	NTP-SH-8X16	Exo Mounting Bolt, M8 x 16mm
	NTP-SH-8X30	Exo Mounting Bolt, M8 x 30mm
	NSC-SH-8X18	Mounting Bolt, M8 X 18
	NSC-SH-8X22	Mounting Bolt, M8 X 22
	NSC-SH-8X25	Mounting Bolt, M8 X 25
	NSC-SH-8X10	Mounting Bolt, M8X 10
	NTP-RBK	Pyramid Tool Retaining Bolt Kit (4pc) M5 x 10mm
	NSC-HWK-1315	Scout Wedge Kit, 13-15cm
	NSC-HWK-1618	Scout Wedge Kit, 16-18cm
	NSC-HWK-1922	Scout Wedge Kit, 19-22cm
	NCA-409	Cyanoacrylate Adhesive, 409 Gel (CA glue)

Sealing Boots



	Part Number	Description
	NTP-SB ■■■ -1618	Sealing boot, (left or right), 16-18cm
	NTP-SB ■■■ -1921	Sealing boot, (left or right), 19-21cm

■ = "L" or "R" for Left or Right
 ● = Colour (C = Caucasian, T = Tan, B = Brown)

Finishing Rings

	Part Number	Description
	NTP-FR ■■■ -1618	Sealing boot, (left or right), 16-18cm
	NTP-FR ■■■ -1921	Sealing boot, (left or right), 19-21cm

Exo Blocks and Lamination Mounting Adapters

	Part Number	Description
	NSC-GK ■■C-1618	Alignable Exo Block Kit (left or right) 16-18cm
	NSC-GK ■■B-1922	Alignable Exo Block Kit (left or right) 19-22cm
	NTP-EXPK-22	Exo Pyramid Tool Kit, 22 mm for temporary endoskeletal alignment during test fittings.

Exo Blocks and Lamination Mounting Adapters

	Part Number	Description
	NSC-GK ■■C-1618	Growth Plate Kit Caucasian, 16-18cm
	NSC-GK ■■B-1618	Growth Plate Kit Brown, 16-18cm
	NSC-GK ■■T-1618	Growth Plate Kit Tan, 16-18cm
	NSC-GK ■■C-1922	Growth Plate Kit Caucasian, 19-22cm
	NSC-GK ■■B-1922	Growth Plate Kit Brown, 16-18cm
	NSC-GK ■■T-1922	Growth Plate Kit Tan, 19-22cm
	NSC-LAGK	Scout Lamination Adapter Growth Plate Kit
	NSC-TLGP-1322	Scout Threaded Lamination Growth Plate 13-22cm
	NSC-LGP-1322	Scout Lamination Growth Plate 13-22cm

■ = "L" or "R" for Left or Right
 ● = Colour (C = Caucasian, T = Tan, B = Brown)



The durable Truper foot was designed to take on the toughest of childhood challenges by combining stability and dynamic response. The foot stores and releases energy while in use, allowing for a smooth and controlled transition from standing to running. The inversion/eversion and superior transverse rotation provides exceptional ground compliance; improving performance and stability, whether walking or running.

The foot is available in two size ranges, which allows the foot size to be increased simply by purchasing the next size foot shell and sole plate, making it a cost-effective and flexible solution for a growing child.

Note: Sizes 16-18cm are supplied with blue ankle and sizes 19-21cm are supplied with a purple ankle

Features and Benefits

- Versatile finishing capability
- Sandal toe design allows for a choice of shoes
- Reduces fatigue and protects the residual limb
- Adjustable Stride Control™ to customise child's gait
- Sealing boot interlocks with the foot shell to prevent any debris from entering the foot



Cosmetics



Ordering Information

There is a 30-day trial period on this foot.

Includes - Foot shell, CPI Spectra Sock and sealing boot.

Impact Level Descriptions

High: Daily activities include fast walking, jogging, running, lifting heavy objects and/or recreational sports.

Ordering Example - NTP-LBEN-16-G2

Part ID	Side	Shell Colour	Mounting	Size	Firmness Category	
NTP	L/R				G	
	Caucasian	C	Endo	EN	16-21cm	1-3
	Tan	T	Exo*	ALX		
	Brown	B				

*Please note: The Exo Ankle Block does not come with the foot. This will need to be ordered separately - see page 324 for ordering information.

Weight (kg)	0-22	23-33	34-45	46-60
Size (cm)		16-21		19-21
High Impact	1	2	3	3

Foot Shell Ordering Information

Foot Shell	Size (cm)	Shell
NTP-S	16-21	S
NTP-XS	16-21	XS*

*Exo only, add 1 day for processing.

▲ = "L" or "R" for Left or Right
 ■ = Colour (C = Caucasian, B = Brown, T = Tan)
 ● = Foot size in cm (16-21)

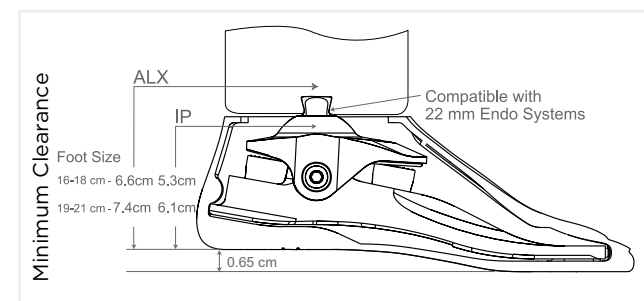
Shelltread	Size (cm)
NTP-T	16-21

■ = "L" or "R" for Left or Right
 ● = Colour (C = Caucasian, B = Brown, T = Tan)
 ▲ = Foot size in cm (16-21)

Product Specification

Mounting	Sizes	Weight Limit	Impact Level	Weight	Build Height	Warranty	Foot Shell
Endo (IP)	16-21cm	45kg (16-18cm)	M H	215g (size 16)	5.3-6.1cm (Endo IP)	1 year Foot shell - 6 months	C T B Standard width Caucasian, Tan or Brown
Exo (ALX)		60kg (19-21cm)		314g (size 21)	11-11.8cm (Endo ALX)		

Technical Information



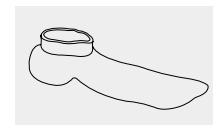
Gait Match			
Firmness Category	Front Bumper	Ankle Bushings	Rear Bumper
1	S	One Firmness	S
2	M		M
3	F		F

Note: Please see the following page for Truper spare parts ordering information.

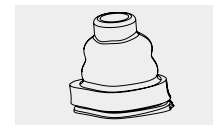
Spare Parts Ordering Information

Bumpers & Bushings	Description	Bumper Colour
NTP-BS-1618	Bumper, Soft, 16-18cm	S
NTP-BS-1921	Bumper, Soft, 19-21cm	S
NTP-BM-1618	Bumper, Medium, 16-18cm	M
NTP-BM-1921	Bumper, Medium, 19-21cm	M
NTP-BF-1618	Bumper, Firm, 16-18cm	F
NTP-BF-1921	Bumper, Firm, 19-21cm	F
NTP-ABM-1618	Ankle Bushing, 16-18cm	-
NTP-ABM-1921	Ankle Bushing, 19-21cm	-

S Soft M Medium F Firm EF Extra Firm

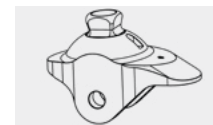


CPI Spectra Sock	Size (cm)
NTP-SS-1621	16-21
NTP-SSX-1618	16-18 (Exo)

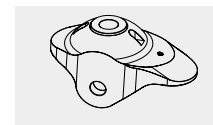


Sealing Boot	Size (cm)
NTP-SB ■●-1618	16-18
NTP-SB ■●-1921	19-21

■ = "L" or "R" for Left or Right
● = Colour (C = Caucasian, B = Brown, T = Tan)



Endo Ankle	Size
NTP-ENA-1618	Endo Ankle, 16-18cm
NTP-ENA-1921	Endo Ankle, 19-21cm

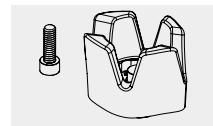


Exo Ankle	Size
NTP-ALXA-1618	Exo Ankle, 16-18cm
NTP-ALXA-1921	Exo Ankle, 19-21cm



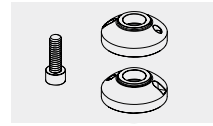
Foreheel	Description
NTP-FHA ■-▲	Foreheel

■ = "L" or "R" for Left or Right
▲ = Foot size in cm (16-21)



Includes Mounting Bolt

Exo Block Kit	Description
NTP-XBK ■-1618	Alignable Exo Block Kit, 16-18cm
NTP-XBK ■-1921	Alignable Exo Block Kit, 19-21cm



Includes 2 Growth Plates, Mounting Bolt and Finishing Ring

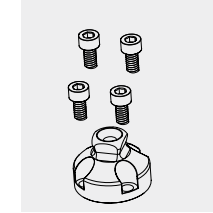
Part Number	Description
NTP-GK ■ C-1618	Growth Plate Kit, Caucasian, 16-18cm
NTP-GK ■ B-1618	Growth Plate Kit, Brown, 16-18cm
NTP-GK ■ C-1921	Growth Plate Kit, Caucasian, 19-21cm
NTP-GK ■ B-1921	Growth Plate Kit, Brown, 19-21cm
NTP-GP-1618	Growth Plate, 16-18cm
NTP-GP-1921	Growth Plate, 19-21cm

■ = "L" or "R" for Left or Right

Growth Range

Weight Limit	
45Kg	60kg
18cm	21cm
17cm	20cm
16cm	19cm

The Truper offers two growth ranges, 16-18cm and 19-21cm, and additional exoskeletal growth plates adding 2cm in height.



Part Number	Description
NTP-EXPK-22	Exo Pyramid Tool Kit, 22mm* *For temporary endoskeletal alignment during test fittings

Exo Mounting Blocks	Description	Application
NTP-SH-5X10	Exo Mounting Bolt, M5 x 10mm	Standard exo mounting bolt to attach an exo foot to the exo block
NTP-SH-8X16	Exo Mounting Bolt, M8 x 16mm	Used if one growth plate is being used with the exo block
NTP-SH-8X30	Exo Mounting Bolt, M8 x 30mm	Used if there are two growth plates being used with the exo block

Finishing Rings		
Left	Right	Description
NTP-FRLC-1618	NTP-FRRC-1618	Caucasian, 16-18cm
NTP-FRLC-1921	NTP-FRRC-1921	Caucasian, 19-21cm
NTP-FRLB-1618	NTP-FRRB-1618	Brown, 16-18cm
NTP-FRLB-1921	NTP-FRRB-1921	Brown, 19-21cm

Hardware	Description
NTP-AP-1618	Axial Pin, 16-18cm
NTP-AP-1921	Axial Pin, 19-21cm
NCP-APS	Axial Pin Screw
NTP-RBK	Pyramid Tool Retaining Bolt Kit (4pc) M5 x 10mm
NTP-DP-4X12	Dowel Pin, M4 x 12mm
NTP-DP-4X8	Dowel Pin, M4 x 8mm



Seattle Child's Play® Energy Foot

The Child's Play Energy foot is a paediatric version of the Seattle Energy. Its integral cosmesis varies by size to reflect the natural appearance of a child's maturing foot and provides shock absorption at heel strike, whilst the composite keel allows a smooth roll-over with dynamic response at toe-off for a natural gait. Depending on the child's weight and foot size, there are six keel options to choose from to help optimise the foot's action.

Water-resistant*

*Water-resistant: Safe for contact with water and occasional submersion. Rinse immediately with fresh water and dry following exposure to water, particularly salt or chlorinated.

Features and Benefits

- Low profile selectable keel design
- Smooth roll-over and dynamic response
- Natural appearance
- Lightweight
- Choice of foot shell colours
- Sandal toe (sizes 16-21)
- Large range of sizes (13-21)
- Safe for occasional contact with water, but not intentional, frequent contact or submersion. After contact with salt or chlorinated water, foot should be rinsed/cleaned.

Cosmetics



Light/dark Sandal Toe Foot shell



Foot construction with foot shell removed



Paediatric - Trulife - Child's Play® Energy Foot

Ordering Information

There is no trial period on this foot.

Part Number	Description	Weight Limit
NSEF132	Child's Play Energy Foot, Light	65kg
NSEF144	Child's Play Energy Foot, Dark	65kg

Ordering Example - NSEF132-18-R-4

Part Number	Size	Left / Right	Category
NSEF132	18	R	4

Spare Parts Ordering Information

Part Number	Description	Weight Limit
NSFB546	Bolt Kit Childs Play Energy, 8mm x 80mm	65kg
NSSY301	Child's Play Symes Nut, 13-15cm	31kg
NSSY302	Child's Play Symes Nut, 16-18cm	40kg
NSSY303	Child's Play Symes Nut, 19-21cm	65kg

Category Selection Instructions

To determine which keel is appropriate for your patient, check the below table for keel availability by foot size. Please note that size 13-15 feet do not have sandal toe foot shells.

Important Note: Choose the next higher keel level if your patient has a long BK limb, regularly carries heavy loads, or is at the upper limit for weight or impact level.

Warning: Choosing a lower strength category than what is suggested based on the above procedure and patient data will void the warranty. If your patient's weight exceeds the limits of the chart, please browse the catalogue for other foot options or contact our customer services department.

Weight Limit	Keel	Foot Size									
		13	14	15	16	17	18	19	20	21	
<15kg	1	✓	✓	✓	-	-	-	-	-	-	
16-25kg	2	✓	✓	✓	✓	✓	✓	-	-	-	
26-35kg	3	✓	✓	✓	✓	✓	✓	✓	✓	✓	
36-45kg	4	-	-	-	✓	✓	✓	✓	✓	✓	
46-55kg	5	-	-	-	-	-	-	✓	✓	✓	
56-65kg	6	-	-	-	-	-	-	✓	✓	✓	

Product Specification

Weight Limit	Impact Level	Weight	Sizes (cm)	Build Height (cm)	Warranty
65kg	L M H	150g Size 17	13-21	4.5 Size 17	2 years Foot shell - 1 year
Size	Minimum Clearance (cm)		Heel Rise (cm)		
13-15	4		0.63		
16-18	4.5		0.95		
19-21	4.5		1.27		

This lightweight polycentric knee is a robust unit with all the features you'd expect from a child's knee, but with one very useful additional feature. It has the facility to be set up as a semi auto or manual knee lock. This makes it particularly suitable for a child with bilateral limb loss, or with other functional issues, such as muscle weakness in the sound limb.

The lock can easily be removed should the child's ability not require it, or when an appropriate level of rehabilitation has been achieved. It can be just as easily replaced should there be a deterioration in function, such as following surgery.

Features and Benefits

- Polycentric design
- Lightweight
- Friction control of swing phase
- Extension assist
- Adjustable stance stability
- Optional manual lock
- Knee disarticulation adapter available (replaces the removable pyramid)



Ordering Information

Loaner units are available for this knee, please contact Customer Services for further details.

Part Number	Description	Weight Limit
NSSK610A	Child's Play Knee with Manual Lock	55kg

Additional Parts Ordering Information

Image	Description	Weight Limit
	Lamination Bracket NSSK610A-DIS	55kg

Image	Description	Weight Limit
	Child's Play Energy Foot NSEF132, 144	65kg

Additional Parts Ordering Information

Image	Description	Weight Limit
	Paediatric Rotatable Receiver - M36 Thread NJR-50FS-A	60kg


Image	Description	Weight Limit
	3 Prong Laminating Base NSS-800BASE	136kg

Product Specification


Weight Limit	Weight	Build Height	Warranty	Distance to Knee Centre
55kg	310g	12cm	2 years	3cm

Technical Information







Front View



Rear View



Paediatric Components - Structural and Socket Components



Weight Limit Note: Please note that when ordering components from different ranges for the same limb build, the lowest rated component becomes the maximum weight limit.

Paediatric Titanium College Park Structural Components

Part Number	Manufacturer	Description	Weight Limit
1	N4HPR-TP CP	4-Hole Pyramid Receiver, Standard	75kg
2	N4HPRR-TP CP	4-Hole Pyramid Receiver, Rotatable	75kg
3	N4HPA-TP CP	4-Hole Pyramid Adapter, Standard	75kg
4	N4HPAR-TP CP	4-Hole Pyramid Adapter, Rotatable	75kg
5	NTA-T300-22 CP	Low-Profile Tube Adapter, 300mm length, 22mm diameter	60kg
6	NTC-T-22 CP	Tube Clamp, 22mm diameter	60kg
7	NTA-T300-25 CP	Low-Profile Tube Adapter, 300mm length, 25mm diameter	75kg
8	NTC-T-25 CP	Tube Clamp, 25mm diameter	75kg
9	N22K-PAP CP	22mm Kit with Paediatric Pyramid Adapter (22mm Tube Adapter - 300mm length, 22mm Tube Clamp, 4-Hole Paediatric Pyramid Adapter)	60kg
10	N25K-PAP CP	25mm Kit with Paediatric Pyramid Adapter (25mm Tube Adapter - 300mm length, 25mm Tube Clamp, 4-Hole Paediatric Pyramid Adapter)	75kg
11	N2530K-PAP CP	25-30mm Kit with Paediatric Pyramid Adapter (25-30mm Tube Adapter - 300mm length, 25-30mm Tube Clamp, 4-Hole Paediatric Pyramid Adapter)	75kg
12	N4HLP-AP CP	4-Hole Lamination Plate, Square, Aluminium	75kg

Manufacturer: CP = College Park

Paediatric Components - Structural and Socket Components



Weight Limit Note: Please note that when ordering components from different ranges for the same limb build, the lowest rated component becomes the maximum weight limit.

Paediatric Aluminium 22mm Structural Components				
Part Number	Manufacturer	Description		Weight Limit
1	NJR-7 40L	APC	Paediatric 4 Prong Pyramid Adapter	60kg
2	NJR-10T2	APC	250mm Length 22mm Pylon	60kg
3	NJR-10TC2	APC	250mm Length 22mm Pylon with Titanium Receiver	60kg
3A	NJR-10TC2-I	APC	250mm Length 22mm Pylon with Short Adapter	60kg
4	NJR-100C	APC	22mm Titanium Adapter	60kg

Note: Whilst the components showing the blue water symbol are therefore waterproof, please note that these components do not have drainage slots.

Manufacturer: APC = American Prosthetic Components



Child's Tube Clamp with Adult Pyramid Receiver					
Part Number	Manufacturer	Material	Weight	Weight Limit	
5	NJR-100C-A	APC	22mm Titanium Adapter with 30mm Receiver	79g	60kg
6	NJR-10TC2-A	APC	Child's 22mm Tube with Adult Pyramid Receiver	-	60kg

Manufacturer: APC = American Prosthetic Components

Paediatric Components - Structural and Socket Components



Note: Whilst the components showing the blue water symbol are therefore waterproof, please note that these components do not have drainage slots.


Weight Limit Note: Please note that when ordering components from different ranges for the same limb build, the lowest rated component becomes the maximum weight limit.

Paediatric Titanium Pyramid and Receiver Adapters						
Part Number	Manufacturer	Description	Weight	Height	Weight Limit	
1	NJR-460-TRM	APC	Paediatric Clamping Base with Rotatable Pyramid	91g	13mm	60kg
2	NJR-465TRF	APC	Paediatric Clamping Base with Rotatable Receiver	94g	18mm	60kg
3	NJR-460TB	APC	Paediatric 4-Hole Threaded Base with Clamp	60g	9mm	60kg
4	NJR-00MS	APC	Paediatric Rotatable Pyramid	31g	5mm	60kg
5	NJR-50FS	APC	Paediatric Receiver, Female (pictured)	34g	10mm	60kg
	NJR-50FS-03	APC	Paediatric Receiver, Female	39g	13mm	60kg
	NJR-50FS-06	APC	Paediatric Receiver, Female	46g	16mm	60kg
	NJR-50FS-09	APC	Paediatric Receiver, Female	53g	19mm	60kg
	NJR-50FS-12	APC	Paediatric Receiver, Female	59g	22mm	60kg
6	NJR-500P-C	APC	Paediatric SACH Foot Adapter with Single, Centered Anti-Rotation Ridge. Note: Suitable for use with Trulife Child's Play Energy Foot	58g	7mm	60kg

Note: NJR-460-TRM, NJR-465TRF and NJR-460TB will bolt to NJR-AL-420L (page 336).

Manufacturer: APC = [American Prosthetic Components](#)

Paediatric Adapters - Structural and Socket Components



Note: Whilst the components showing the blue water symbol are therefore waterproof, please note that these components do not have drainage slots.

Weight Limit Note: Please note that when ordering components from different ranges for the same limb build, the lowest rated component becomes the maximum weight limit.

Socket Adapter with Rotation

Part Number	Manufacturer	Material	Weight	Weight Limit	
1	NMA100K4/A	SF	Aluminium	60g	45kg

Tube Clamp Adapter with Pyramid

Part Number	Manufacturer	Material	Weight	Weight Limit	
2	NMA110K15/A	SF	Aluminium	50g	45kg

Weight Limit Note: Please note that when ordering components from different ranges for the same limb build, the lowest rated component becomes the maximum weight limit.

Manufacturer: SF = **Streifeneder**

Double Adapter - Titanium

Part Number	Manufacturer	Material	Weight	Height	Weight Limit	
3	NJR-132D	APC	Titanium (pictured)	62g	32mm	60kg
	NJR-145D	APC	Titanium	74g	45mm	60kg
	NJR-160D	APC	Titanium	92g	60mm	60kg

Child's Rotatable Receiver

Part Number	Manufacturer	Material	Weight	Weight Limit	
4	NJR-50FS-A	APC	22mm Titanium Adapter	49g	60kg

Child's Lamination Plate

Part Number	Manufacturer	Material	Weight	Weight Limit	
5	NJR-AL-420L	APC	Aluminium Lamination Plate - supplied with M5 screws. Suitable for use with the Trulife adapter, NAAAK210.	51g	60kg


Child's 4-Hole Pyramid Adapter

Part Number	Manufacturer	Description	Weight	Weight Limit	
6	NJR-400B	APC	Titanium Paediatric 4-Hole Pyramid Adapter	36g	60kg
7	NJR-450BF-M6	APC	Titanium Paediatric 4-Hole Receiver Adapter	54g	60kg
8	NJR-400A	APC	Titanium Paediatric 4-Hole Pyramid, Axial Offset	45g	60kg
9	NJR-400D	APC	Titanium Paediatric 4-Hole Pyramid, Diagonal Offset	48g	60kg

Note: All paediatric 4 bolt components shown take M5 screws, but several of them are available in M6 screw versions. If required please speak to a Steeper Product Manager for further information.

Manufacturer: APC = **American Prosthetic Components**

Paediatric Lamination Adapters - Structural and Socket Components



Weight Limit Note: Please note that when ordering components from different ranges for the same limb build, the lowest rated component becomes the maximum weight limit.

Child's Play Lamination Block - Titanium
If lamination is thick for strength, a longer screw may be required.

Part Number	Manufacturer	Description	Weight	Weight Limit
1 NSLB240	TL	Lamination Block	93g	65kg

Child's Play Foot Spacers

Part Number	Manufacturer	Foot Size	Height	Weight	Weight Limit
2 NSFS240	TL	13-15cm	6mm	6g	31kg
NSFS241	TL	13-15cm	25mm	20g	31kg
NSFS242	TL	16-18cm	6mm	9g	41kg
NSFS243	TL	16-18cm	25mm	28g	41kg
NSFS244	TL	19-21cm	6mm	11g	65kg
NSFS245	TL	19-21cm	30mm	45g	65kg

Child's Play Ankle Block

Part Number	Manufacturer	Foot Size	Weight	Weight Limit
3 NSAB314	TL	13-15cm	123g	35kg
NSAB315	TL	16-18cm	146g	45kg
NSAB316	TL	19-21cm	179g	65kg

Child's Play Symes Nut

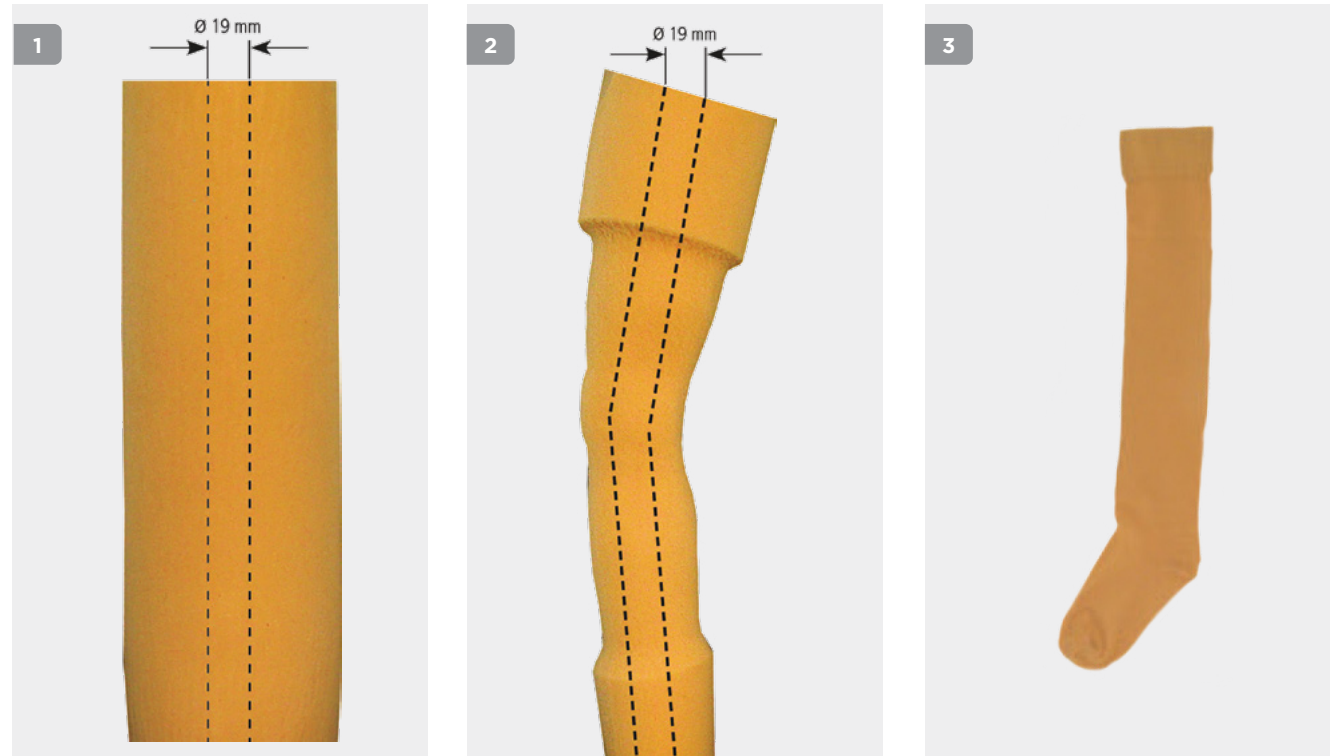
Part Number	Manufacturer	Foot Size	Weight	Weight Limit
4 NSSY301	TL	13-15cm	14g	31kg
NSSY302	TL	16-18cm	20g	40kg
NSSY303	TL	19-21cm	28g	65kg

Child's Play Lamination Core

Part Number	Manufacturer	Foot Size	Weight	Weight Limit
5 NSLC301	TL	13-15cm	28g	31kg
NSLC302	TL	16-18cm	50g	40kg
NSLC303	TL	19-21cm	79g	65kg

Manufacturer: TL = Trulife

Cosmetic Foam and Stockings - Structural and Socket Components



Cosmetic Soft Foam Cover
For modular transtibial and knee disarticulation prostheses - made from PUR soft foam, applicable for left and right sides and with Ø 19mm bore.

Part Number	Manufacturer	Length
1 NMA600K7	SF	50cm

Cosmetic Soft Foam Cover
For modular transfemoral and hip disarticulation prostheses - made from PUR soft foam with 30° knee flexion, a very distinctive pre-shaped calf, matching nylon cosmetic stocking (N200K15) and with Ø 19mm bore.

Part Number	Manufacturer	Side	Calf Circumference
2 NMA600K32/L	SF	Left	32cm
NMA600K32/R	SF	Right	32cm

Cosmetic Stockings
For above-knee paediatric prostheses made from 100% polyamide (nylon).

Part Number	Manufacturer	Length	Foot Length	Prosthetic Foot Size
3 NMA200K15/1	SF	34cm	10cm	Up to 14
NMA200K15/2	SF	37cm	11cm	Up to 18
NMA200K15/3	SF	44cm	12cm	Up to 20

Manufacturer: SF = [Streifeneder](#)

Numbers

30mm Aluminium 242
 30mm and 34mm Heavy Duty Titanium 256
 30mm Heavy Duty Titanium and Stainless Steel 254
 30mm Titanium 244-247
 30mm Titanium and Stainless Steel 248

A

Accent® DP Foot 48-51
 Accent® IP Foot 46
 Agilix™ Foot 60
 AKOS TFS and TFC Liners 142
 APC Mix and Match Alignment Adapters 252
 Aviator® Foot 52

B

Breeze™ Foot 12

C

Capital™ Knee 128
 Celsus® Foot 16
 Child's Play® Knee 328
 ClassicSil.basic Silicone Liner 166
 ComforGel Socks 226
 ComfortSil.basic 168
 ComfortSil.soft 168
 Contents 4
 ContexGel.basic Gel Liner 180
 ContexGel.sleeve 192
 ContexGel.soft Gel Liner 182
 ContexGel.soft+ Gel Liner 184
 Cosmesis 198-213

D

Dynadapt™ Foot 64

E

Exalto® Foot 72
 Exoskeletal Components 316-315

F

Feet 8-89
 First 3 Silicone Liner 136
 First Silicone Liner 134
 Foam Cosmesis 206-209

G

Gel Liners 176-187
 Genesee Gel Liner 178
 Genesee Gel Sleeve 194
 Genu Sleeve 196
 Geriatric Components 268
 Guardian™ Knee 124

H

Heavy Duty Components 266
 High Definition Custom Silicone 212
 Highlander® Foot 56
 Highlander Max® Foot 58
 Hood Socks 230-235

K

Kinegen Stream Knee 120
 Kinegen Wave Knee 118
 Kinnex 2.0 Microprocessor Foot 70
 Kinterra 3.0 Foot/Ankle System 68
 Knees 90-129

L

LA Gel Liners 186
 Lamination & Flexion Adapters 270-275
 LIMB-art Cosmetic Covers 202-205
 Locking Systems 276-287
 Lower Limb Suppliers 6

N

NOFM1/NKFM1 Knee 106
 NOFM2 Knee 104
 NOHP3 Knee 114
 NOP2 Knee 108
 NOP4 Knee 110
 NOP5/NKP5 Knee 112
 NOPASO/NKPASO Knee 116
 Nylon Protective Sleeves 236

O

Odyssey K2® Foot 30
 Odyssey K3® Foot 32
 Orbit® Foot 38
 Össur Knee Mobility Overview 102
 Össur Knee Overview 100
 Össur Liner Overview 132

P

Pacifica LP® Foot 54
 Paediatric 316-341
 Paediatric Adapters 336
 Paediatric Components 330-335
 Paediatric Lamination Adapters 338
 Plié® 3 Microprocessor Knee 96-99
 Pro Armour Lite Sock 216
 Pro Armour PLUS Sock 218
 PROTEOR QUATTRO Microprocessor Knee 92

Q

QuickFit™ Lacers 304
 QuickFit™ Strap and Buckle 306

R

Relax 3C Cushion Silicone Liner 148
 Relax 3C Silicone Liner 144
 Relax 6C Cushion Silicone Liner 150
 Relax 6C Silicone Liner 146
 Relax Night Care Sock 220
 Relax TFS and TFC Liner 152
 RevoFit® Lamination Kit 294
 RevoLock® 4-Hole Kit 298
 RevoLock® Align Kit 296
 Revolock® Lanyard V2 Kit 300
 RevoSurface® Tool Kit 302

S

Scout® Foot 318-321
 Seattle Child's Play® Energy Foot 326
 Seattle Energy Foot 80
 Seattle Kinetic Light Foot 82
 Seattle Lightfoot with Pyramid 78
 Seattle Natural Foot 75
 Seattle SACH Foot 74
 Seattle Select Stance Flexion Knee 122
 Shockwave Foot 66
 SideKicks® Feet 10
 Sierra® Foot 62
 Silicone Liners 130-175
 SkinCareSil.Soft 170
 SkinCareSkil.basic 170
 Skinergy Plus 200
 Skin-Fix Donning Sleeve 238
 Sleeves 188-197
 Socks 214-239
 Softskin 2L / SoftskinAir® 2L 160
 SoftskinAir® Silicone Liner 158
 SoftskinAir® Sport Silicone Liner 158
 Softskin Silicone Liner 156
 Softskin TF/ SoftskinAir® TF 162
 Solas Foot 86
 Soleus® Foot 42-45
 Special Adapters 258
 Stainless Steel Structural Components 264
 Stockings 210
 Streifeneder Locking Systems 280-287
 Streifeneder Silicone Liners 166-175
 Streifyderm Gel Socks 228
 Suction Valves 310-315
 Suction Valves & Exoskeletal Components 312-315
 SureFit Sleeves 190

T

Terrain® Foot 36
 Titanium Structural Components 260-263
 Torsion Adapters 292
 Transfemoral Compression Socks 224
 Transtibial Compression Socks 222
 Trés® Foot 14
 Tribute® Foot 18-21
 Truper® Foot 322-325
 Truststep® Foot 22-25

U

Uniprox Liner Overview 154

V

Velocity® Foot 34
 Venture® Foot 26-29
 Victor™ Knee 126
 Voyager™ Foot 40

W

Waterproof Components with Drainage 250
 Waterproof Lock 278

X

Xtend® Connect Adapters 288-291
 Xtend® Foot 88

Z

Zumo Foot 76



Part of the
eqwal.
family

Steeper Group
Unit 3, Stourton Link
Intermezzo Drive
Leeds
LS10 1DF
United Kingdom

Tel: +44 (0) 870 240 4133
Email: customerservices@steepergroup.com

www.steepergroup.com

©Steeper Group
STPPR006 Issue 4 June 2024